



Sunshine Coast QLD Professional

Race 3: Higgins Coatings QTIS Three-Year-Old Maiden Plate - 1000m

30 July 2023 - 13:44



Track Rating: Good 4, Weather: Fine, Rail Position: +8m

Section										Last 600m			
Field Times		Overall	800m	600m	400m	200m			0:00.00				
		(0:13.27)	(0:10.85)	(0:11.19)	(0:11.12)	(0:11.41)							
Rank	TAB	Horse/Jockey	Barrier	Top Speed [km/h]	Fastest Section						Margin	Margin	Distance Travelled [m]
1	6	SIR CARTER Mark Du Plessis	12	Data was not able to be tracked for this horse	-:--:--	-:--:--	-:--:--	-:--:--	-:--:--	0:57.72	-:--:--	----	
2	11	PARTY SPIRIT Ben Thompson	3	70.1 800m	0:10.77 800m	0:57.84 [2] (0:13.44)	0:44.40 [5] (0:10.77)	0:33.63 [4] (0:11.22)	0:22.41 [4] (0:11.00)	0:11.41 [1] (0:11.41)	0.5L	0:33.63 --	
3	12	POLARISING Emily Lang	1	68.9 800m	0:10.87 800m	0:58.04 [3] (0:13.54)	0:44.50 [8] (0:10.87)	0:33.63 [8] (0:11.09)	0:22.54 [5] (0:11.10)	0:11.44 [4] (0:11.44)	1.5L	0:33.63 --	
4	14	TERESHKOVA Taylor Marshall	6	70.1 Overall	0:10.89 800m	0:58.63 [4] (0:13.45)	0:45.18 [6] (0:10.89)	0:34.29 [6] (0:11.05)	0:23.24 [3] (0:11.17)	0:12.07 [2] (0:12.07)	5L	0:34.29 --	
5	7	DIRTY DANCING Jai Williams	11	68.3 Overall	0:10.88 400m	0:58.73 [5] (0:13.81)	0:44.92 [12] (0:11.02)	0:33.90 [11] (0:11.15)	0:22.75 [10] (0:10.88)	0:11.87 [7] (0:11.87)	5.4L	0:33.90 --	
6	13	WINLIKE EMMA Samantha Collett	7	69.3 Overall	0:10.89 800m	0:58.84 [6] (0:13.27)	0:45.57 [2] (0:10.89)	0:34.68 [3] (0:11.15)	0:23.53 [1] (0:11.25)	0:12.28 [3] (0:12.28)	5.9L	0:34.68 --	
7	4	PANTHER POWER Minonette Kennedy	9	69.5 Overall	0:10.85 800m	0:59.12 [7] (0:13.27)	0:45.85 [3] (0:10.85)	0:35.00 [2] (0:11.23)	0:23.77 [2] (0:11.37)	0:12.40 [5] (0:12.40)	7.4L	0:35.00 --	
8	8	EMILY NINETY NINE Matthew Powell	2	68.5 Overall	0:10.81 600m	0:59.15 [8] (0:14.58)	0:44.57 [13] (0:10.85)	0:33.72 [13] (0:10.81)	0:22.91 [11] (0:11.09)	0:11.82 [11] (0:11.82)	7.6L	0:33.72 --	
9	2	IT'S HELLS BELLS Jaden Lloyd	16	69.6 800m	0:10.86 800m	0:59.35 [9] (0:13.50)	0:45.85 [7] (0:10.86)	0:34.99 [7] (0:11.20)	0:23.79 [6] (0:11.22)	0:12.57 [6] (0:12.57)	8.6L	0:34.99 --	
10	18	MY MISCHKA Micheal Hellyer	13	69.3 Overall	0:11.01 800m	0:59.52 [10] (0:13.66)	0:45.86 [10] (0:11.01)	0:34.85 [10] (0:11.16)	0:23.69 [9] (0:11.23)	0:12.46 [9] (0:12.46)	9.6L	0:34.85 --	

Scratched: Ready Azz Eva (#5), In Barcelona (#9), Madame Pearl's (#10), Zephalong (#16), Our Ecee (#17), Beast Of Burden (#19), Bankstown (#20)



Sunshine Coast QLD Professional
Race 3: Higgins Coatings QTIS Three-Year-Old Maiden Plate - 1000m
30 July 2023 - 13:44



Track Rating: Good 4, Weather: Fine, Rail Position: +8m

Section		Overall	800m	600m	400m	200m	Last 600m					
Field Times		0:57.84 (0:13.27)	0:44.57 (0:10.85)	0:33.72 (0:11.19)	0:22.53 (0:11.12)	0:11.41 (0:11.41)	0:00.00					
Rank	TAB Horse/Jockey	Barrier	Top Speed [km/h]	Fastest Section	Margin					Distance Travelled [m]		
11	3 NATIONAL INTEREST James Orman	15	67.3 Overall	0:11.11 400m	0:59.54 [11] (0:13.72)	0:45.82 [11] (0:11.28)	0:34.54 [12] (0:11.37)	0:23.17 [12] (0:11.11)	0:12.06 [12] (0:12.06)	9.7L	0:34.54	--
12	15 WHISKY TRAIN Damien Thornton	8	70.1 800m	0:10.84 800m	0:59.55 [12] (0:13.58)	0:45.97 [9] (0:10.84)	0:35.13 [9] (0:11.16)	0:23.97 [7] (0:11.36)	0:12.61 [8] (0:12.61)	9.8L	0:35.13	--
13	1 FIERY RING Melea Castle	18	69.9 800m	0:10.89 800m	1:00.21 [13] (0:13.40)	0:46.81 [4] (0:10.89)	0:35.92 [5] (0:11.35)	0:24.57 [8] (0:11.51)	0:13.06 [10] (0:13.06)	13.6L	0:35.92	--

Scratched: Ready Azz Eva (#5), In Barcelona (#9), Madame Pearl's (#10), Zephalong (#16), Our Ecee (#17), Beast Of Burden (#19), Bankstown (#20)

[] Ranking at each section and finish
 -:-:-:- No data available at this section
 NA No data available

SCN Saddle cloth number
 DNF Did not finish
 DNT Did not track



Horse/Jockey Name	Party Spirit
Final Rank	2
Fastest Section Time (Section)	0:10.77 (800m)
Top Speed [km/h] (Section)	70.1 (800m)
Race State	Finished



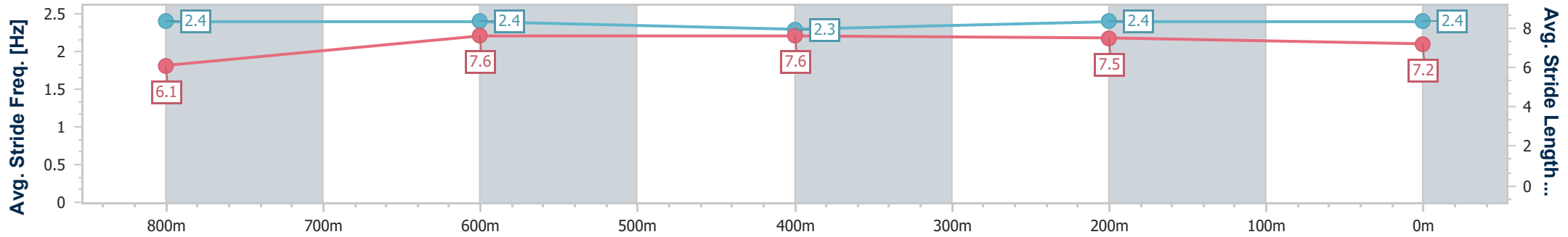
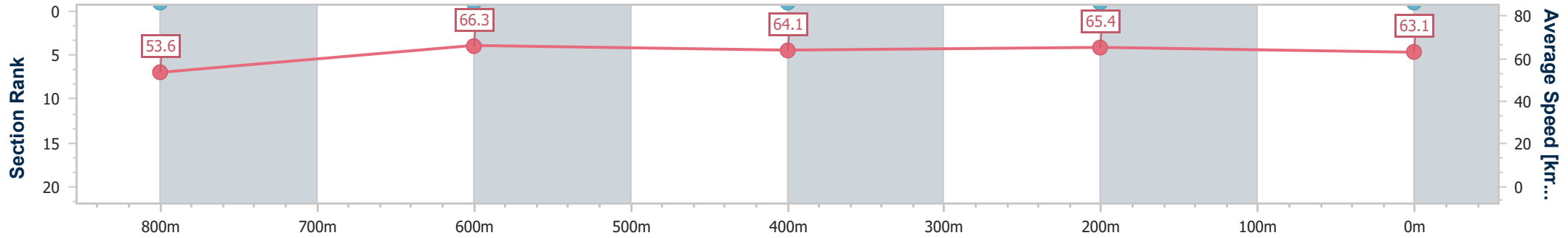
Sunshine Coast QLD Professional
Race 3: Higgins Coatings QTIS Three-Year-Old Maiden Plate - 1000m



30 July 2023 - 13:44

Track Rating: Good 4, Weather: Fine, Rail Position: +8m

Section	Overall	800m	600m	400m	200m
Section Times	0:57.84 [2] (0:13.44)	0:44.40 [5] (0:10.77)	0:33.63 [4] (0:11.22)	0:22.41 [4] (0:11.00)	0:11.41 [1] (0:11.41)
Average Speed [km/h]	53.6	66.3	64.1	65.4	63.1
Top Speed [km/h]	69.7	70.1	65.0	66.5	65.4
Avg. Dist. to Rail [m]	2.2	1.8	0.4	0.3	0.7
Avg. Stride Freq. [Hz]	2.4	2.4	2.3	2.4	2.4
Avg. Stride Length [m]	6.1	7.6	7.6	7.5	7.2



- [] Ranking at each section and finish
- .-.- No data available at this section
- NA No data available



Horse/Jockey Name	Polarising
Final Rank	3
Fastest Section Time (Section)	0:10.87 (800m)
Top Speed [km/h] (Section)	68.9 (800m)
Race State	Finished



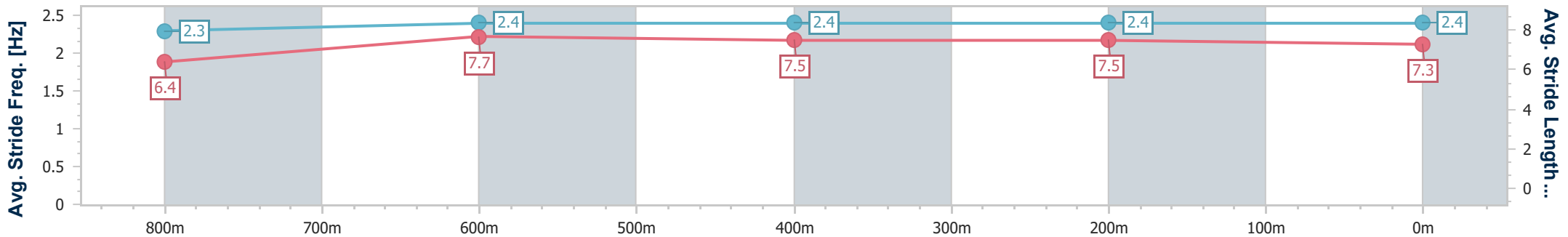
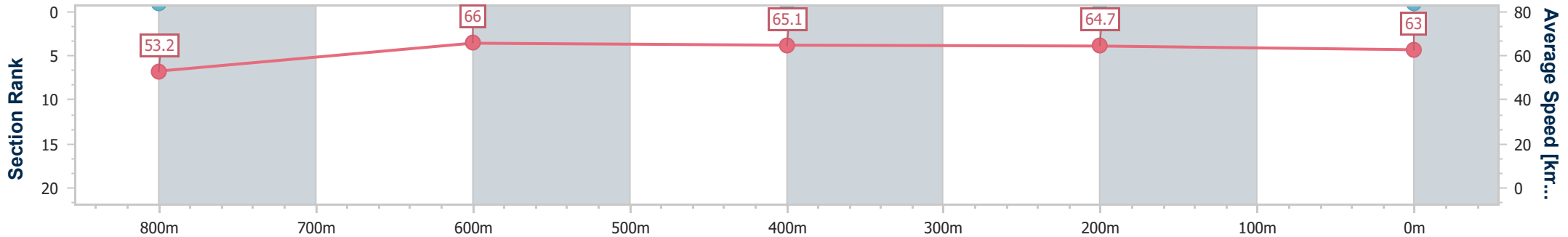
Sunshine Coast QLD Professional
Race 3: Higgins Coatings QTIS Three-Year-Old Maiden Plate - 1000m



30 July 2023 - 13:44

Track Rating: Good 4, Weather: Fine, Rail Position: +8m

Section	Overall	800m	600m	400m	200m
Section Times	0:58.04 [3] (0:13.54)	0:44.50 [8] (0:10.87)	0:33.63 [8] (0:11.09)	0:22.54 [5] (0:11.10)	0:11.44 [4] (0:11.44)
Average Speed [km/h]	53.2	66.0	65.1	64.7	63.0
Top Speed [km/h]	68.7	68.9	65.8	65.9	64.9
Avg. Dist. to Rail [m]	1.3	0.8	0.6	0.7	0.6
Avg. Stride Freq. [Hz]	2.3	2.4	2.4	2.4	2.4
Avg. Stride Length [m]	6.4	7.7	7.5	7.5	7.3



- [] Ranking at each section and finish
- .-.- No data available at this section
- NA No data available



Horse/Jockey Name	Tereshkova
Final Rank	4
Fastest Section Time (Section)	0:10.89 (800m)
Top Speed [km/h] (Section)	70.1 (Overall)
Race State	Finished



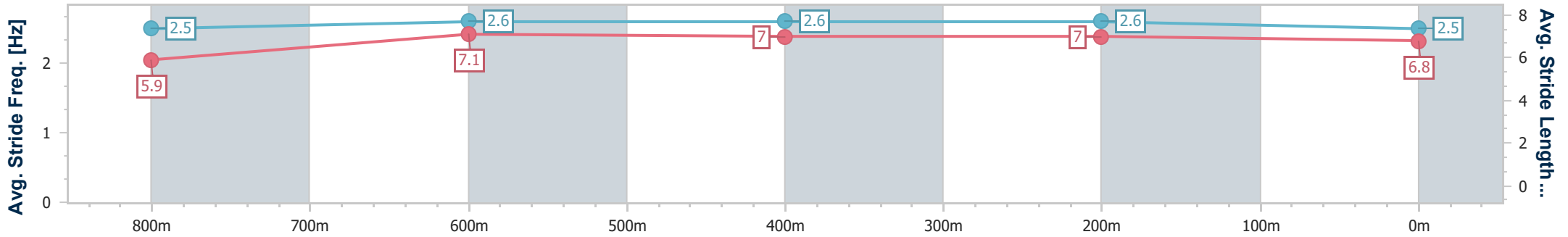
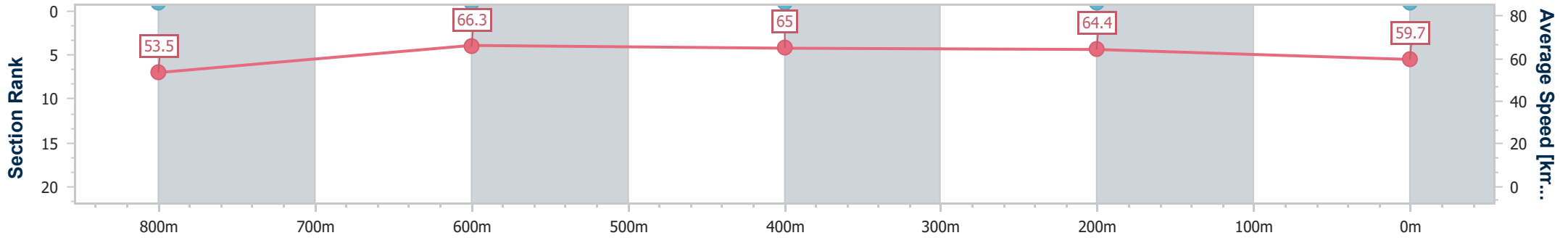
Sunshine Coast QLD Professional
Race 3: Higgins Coatings QTIS Three-Year-Old Maiden Plate - 1000m



30 July 2023 - 13:44

Track Rating: Good 4, Weather: Fine, Rail Position: +8m

Section	Overall	800m	600m	400m	200m
Section Times	0:58.63 [4] (0:13.45)	0:45.18 [6] (0:10.89)	0:34.29 [6] (0:11.05)	0:23.24 [3] (0:11.17)	0:12.07 [2] (0:12.07)
Average Speed [km/h]	53.5	66.3	65.0	64.4	59.7
Top Speed [km/h]	70.1	67.7	65.9	65.5	62.4
Avg. Dist. to Rail [m]	3.0	1.0	0.4	0.3	0.5
Avg. Stride Freq. [Hz]	2.5	2.6	2.6	2.6	2.5
Avg. Stride Length [m]	5.9	7.1	7.0	7.0	6.8



- [] Ranking at each section and finish
- .-.- No data available at this section
- NA No data available



Horse/Jockey Name	Dirty Dancing
Final Rank	5
Fastest Section Time (Section)	0:10.88 (400m)
Top Speed [km/h] (Section)	68.3 (Overall)
Race State	Finished



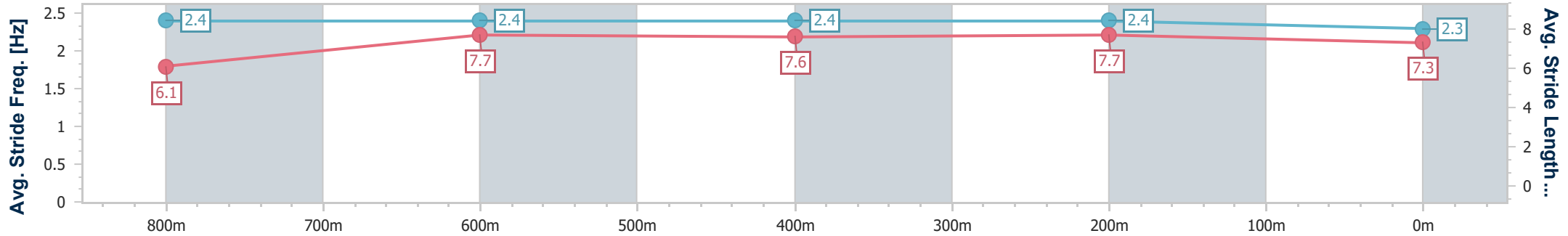
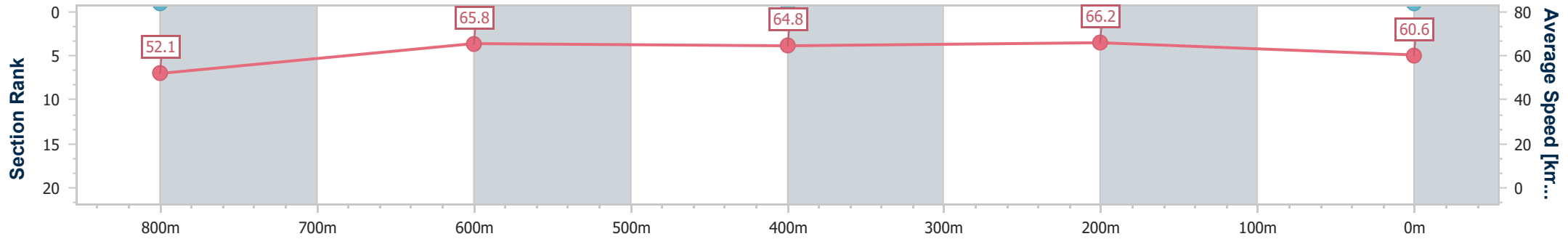
Sunshine Coast QLD Professional
Race 3: Higgins Coatings QTIS Three-Year-Old Maiden Plate - 1000m



30 July 2023 - 13:44

Track Rating: Good 4, Weather: Fine, Rail Position: +8m

Section	Overall	800m	600m	400m	200m
Section Times	0:58.73 [5] (0:13.81)	0:44.92 [12] (0:11.02)	0:33.90 [11] (0:11.15)	0:22.75 [10] (0:10.88)	0:11.87 [7] (0:11.87)
Average Speed [km/h]	52.1	65.8	64.8	66.2	60.6
Top Speed [km/h]	68.3	66.7	66.5	67.8	64.7
Avg. Dist. to Rail [m]	6.5	1.4	0.3	1.1	4.0
Avg. Stride Freq. [Hz]	2.4	2.4	2.4	2.4	2.3
Avg. Stride Length [m]	6.1	7.7	7.6	7.7	7.3



- [] Ranking at each section and finish
- .-.- No data available at this section
- NA No data available



Horse/Jockey Name	Winlike Emma
Final Rank	6
Fastest Section Time (Section)	0:10.89 (800m)
Top Speed [km/h] (Section)	69.3 (Overall)
Race State	Finished



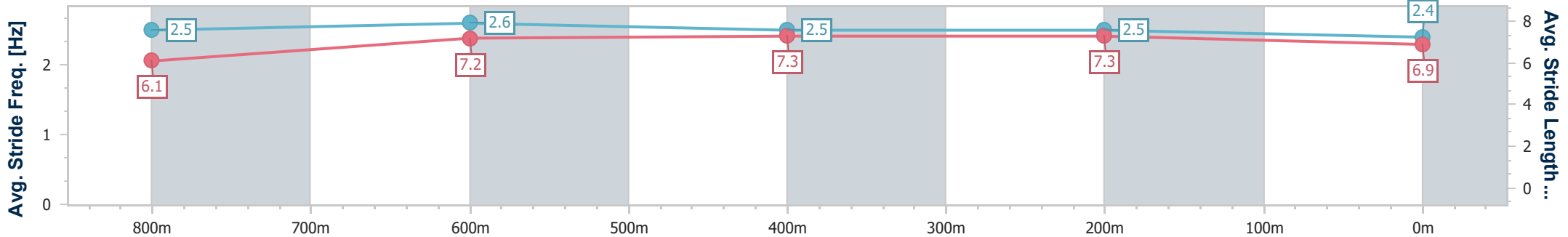
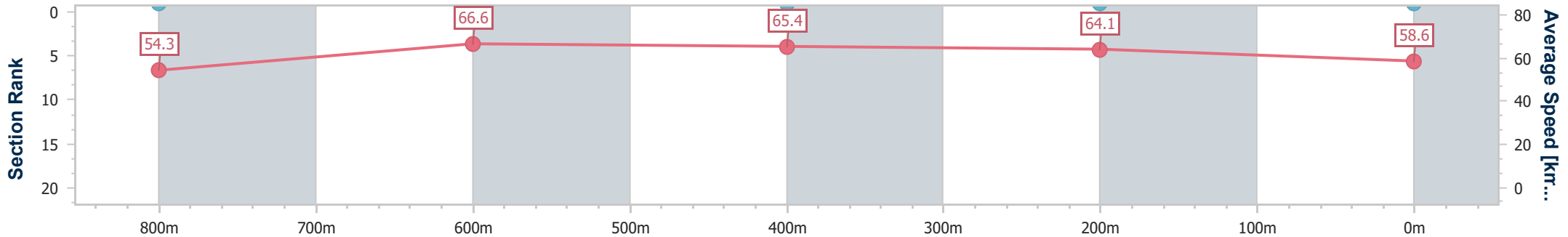
Sunshine Coast QLD Professional
Race 3: Higgins Coatings QTIS Three-Year-Old Maiden Plate - 1000m



30 July 2023 - 13:44

Track Rating: Good 4, Weather: Fine, Rail Position: +8m

Section	Overall	800m	600m	400m	200m
Section Times	0:58.84 [6] (0:13.27)	0:45.57 [2] (0:10.89)	0:34.68 [3] (0:11.15)	0:23.53 [1] (0:11.25)	0:12.28 [3] (0:12.28)
Average Speed [km/h]	54.3	66.6	65.4	64.1	58.6
Top Speed [km/h]	69.3	68.1	66.5	65.7	62.5
Avg. Dist. to Rail [m]	4.6	2.0	2.1	3.3	3.8
Avg. Stride Freq. [Hz]	2.5	2.6	2.5	2.5	2.4
Avg. Stride Length [m]	6.1	7.2	7.3	7.3	6.9



- [] Ranking at each section and finish
- .-.- No data available at this section
- NA No data available



Horse/Jockey Name	Panther Power
Final Rank	7
Fastest Section Time (Section)	0:10.85 (800m)
Top Speed [km/h] (Section)	69.5 (Overall)
Race State	Finished



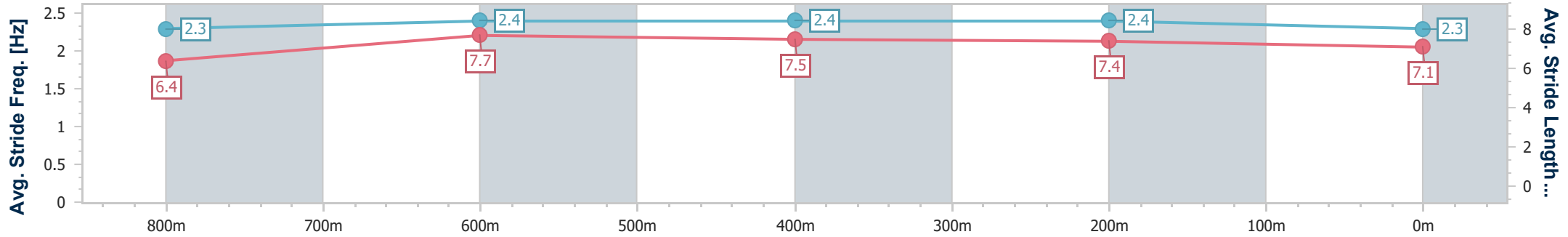
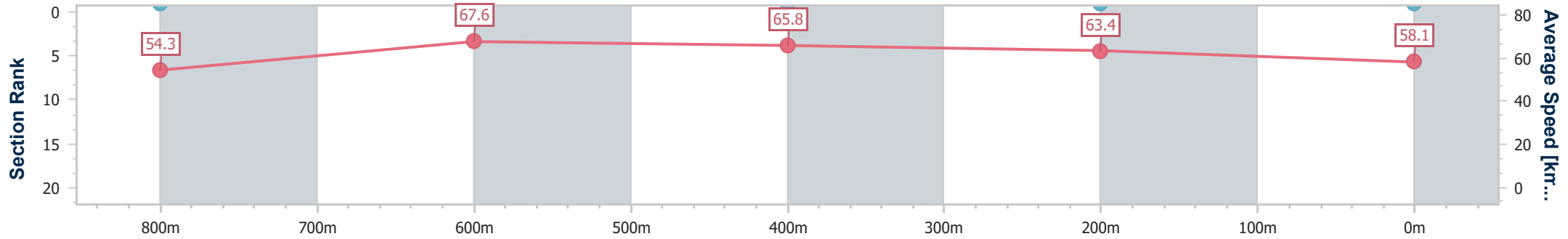
Sunshine Coast QLD Professional
Race 3: Higgins Coatings QTIS Three-Year-Old Maiden Plate - 1000m



30 July 2023 - 13:44

Track Rating: Good 4, Weather: Fine, Rail Position: +8m

Section	Overall	800m	600m	400m	200m
Section Times	0:59.12 [7] (0:13.27)	0:45.85 [3] (0:10.85)	0:35.00 [2] (0:11.23)	0:23.77 [2] (0:11.37)	0:12.40 [5] (0:12.40)
Average Speed [km/h]	54.3	67.6	65.8	63.4	58.1
Top Speed [km/h]	69.5	68.7	67.4	65.3	61.3
Avg. Dist. to Rail [m]	6.7	4.5	4.9	8.0	8.7
Avg. Stride Freq. [Hz]	2.3	2.4	2.4	2.4	2.3
Avg. Stride Length [m]	6.4	7.7	7.5	7.4	7.1



- [] Ranking at each section and finish
- .-.- No data available at this section
- NA No data available



Horse/Jockey Name	Emily Ninetynine
Final Rank	8
Fastest Section Time (Section)	0:10.81 (600m)
Top Speed [km/h] (Section)	68.5 (Overall)
Race State	Finished



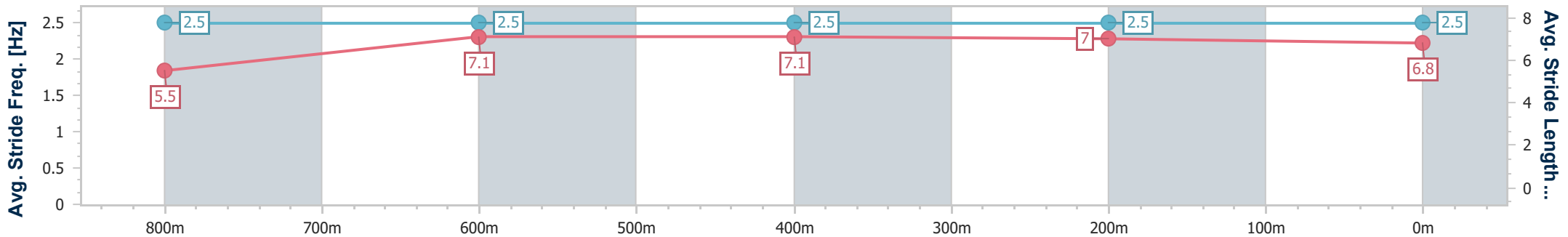
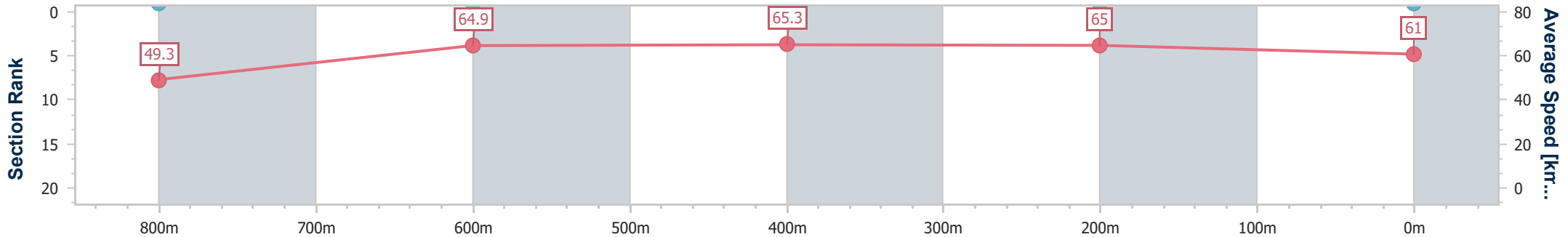
Sunshine Coast QLD Professional
Race 3: Higgins Coatings QTIS Three-Year-Old Maiden Plate - 1000m



30 July 2023 - 13:44

Track Rating: Good 4, Weather: Fine, Rail Position: +8m

Section	Overall	800m	600m	400m	200m
Section Times	0:59.15 [8] (0:14.58)	0:44.57 [13] (0:10.85)	0:33.72 [13] (0:10.81)	0:22.91 [11] (0:11.09)	0:11.82 [11] (0:11.82)
Average Speed [km/h]	49.3	64.9	65.3	65.0	61.0
Top Speed [km/h]	68.5	67.9	66.4	67.1	63.6
Avg. Dist. to Rail [m]	1.7	4.2	3.8	0.7	1.6
Avg. Stride Freq. [Hz]	2.5	2.5	2.5	2.5	2.5
Avg. Stride Length [m]	5.5	7.1	7.1	7.0	6.8



- [] Ranking at each section and finish
- .-.- No data available at this section
- NA No data available



Horse/Jockey Name	It's Hells Bells
Final Rank	9
Fastest Section Time (Section)	0:10.86 (800m)
Top Speed [km/h] (Section)	69.6 (800m)
Race State	Finished



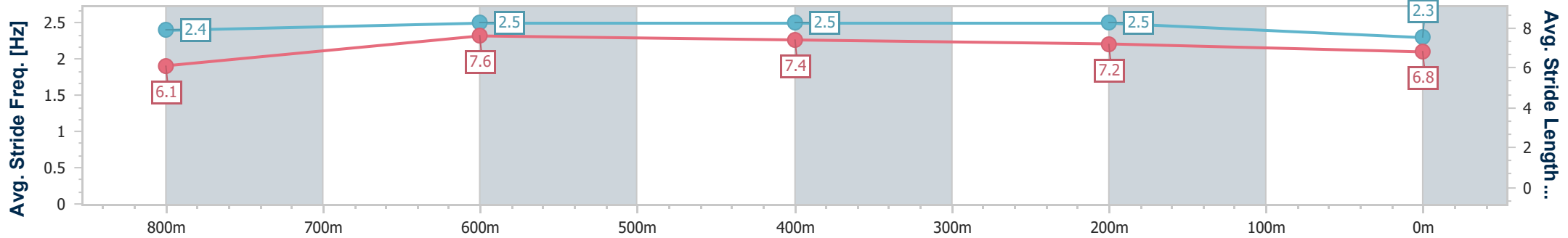
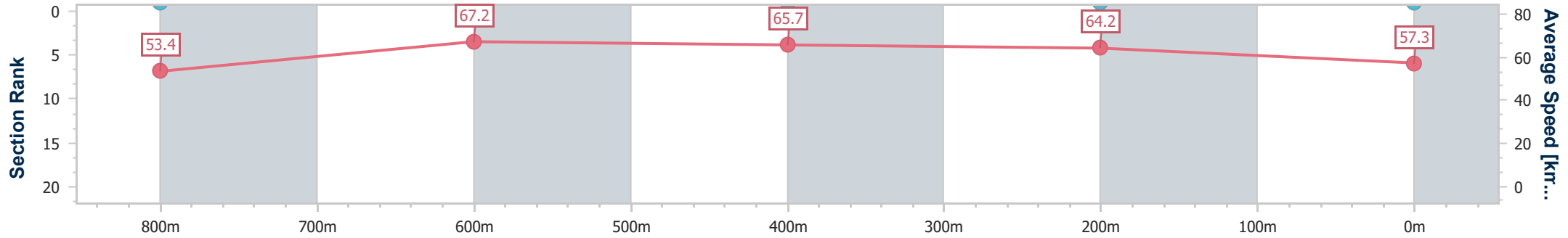
Sunshine Coast QLD Professional
Race 3: Higgins Coatings QTIS Three-Year-Old Maiden Plate - 1000m



30 July 2023 - 13:44

Track Rating: Good 4, Weather: Fine, Rail Position: +8m

Section	Overall	800m	600m	400m	200m
Section Times	0:59.35 [9] (0:13.50)	0:45.85 [7] (0:10.86)	0:34.99 [7] (0:11.20)	0:23.79 [6] (0:11.22)	0:12.57 [6] (0:12.57)
Average Speed [km/h]	53.4	67.2	65.7	64.2	57.3
Top Speed [km/h]	69.4	69.6	67.1	66.1	62.3
Avg. Dist. to Rail [m]	7.8	3.2	4.0	5.3	6.2
Avg. Stride Freq. [Hz]	2.4	2.5	2.5	2.5	2.3
Avg. Stride Length [m]	6.1	7.6	7.4	7.2	6.8



- [] Ranking at each section and finish
- .-.- No data available at this section
- NA No data available



Horse/Jockey Name	My Mischka
Final Rank	10
Fastest Section Time (Section)	0:11.01 (800m)
Top Speed [km/h] (Section)	69.3 (Overall)
Race State	Finished



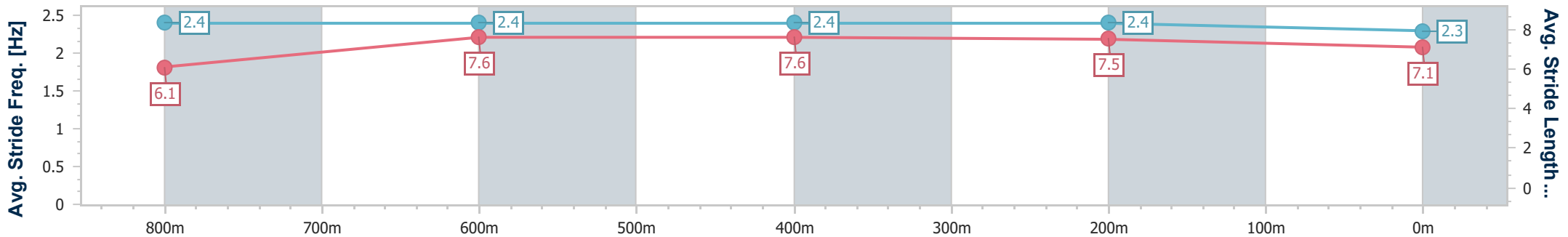
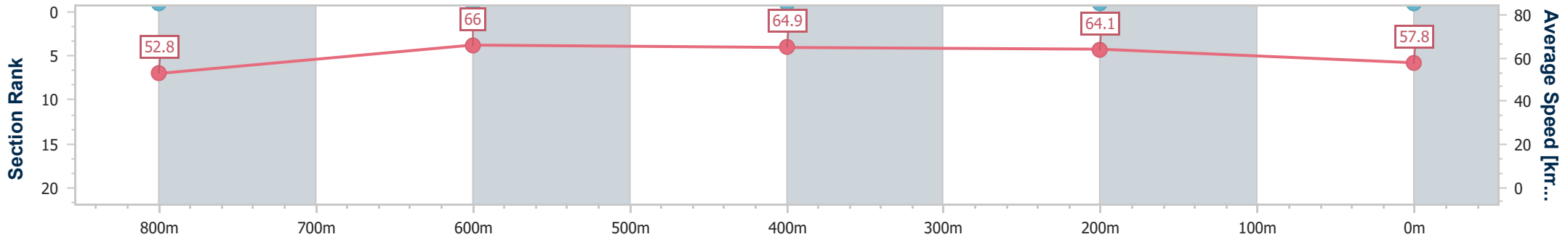
Sunshine Coast QLD Professional
Race 3: Higgins Coatings QTIS Three-Year-Old Maiden Plate - 1000m



30 July 2023 - 13:44

Track Rating: Good 4, Weather: Fine, Rail Position: +8m

Section	Overall	800m	600m	400m	200m
Section Times	0:59.52 [10] (0:13.66)	0:45.86 [10] (0:11.01)	0:34.85 [10] (0:11.16)	0:23.69 [9] (0:11.23)	0:12.46 [9] (0:12.46)
Average Speed [km/h]	52.8	66.0	64.9	64.1	57.8
Top Speed [km/h]	69.3	68.9	65.6	65.5	61.5
Avg. Dist. to Rail [m]	6.9	2.5	0.8	3.5	6.1
Avg. Stride Freq. [Hz]	2.4	2.4	2.4	2.4	2.3
Avg. Stride Length [m]	6.1	7.6	7.6	7.5	7.1



- [] Ranking at each section and finish
- .-.- No data available at this section
- NA No data available



Horse/Jockey Name	National Interest
Final Rank	11
Fastest Section Time (Section)	0:11.11 (400m)
Top Speed [km/h] (Section)	67.3 (Overall)
Race State	Finished



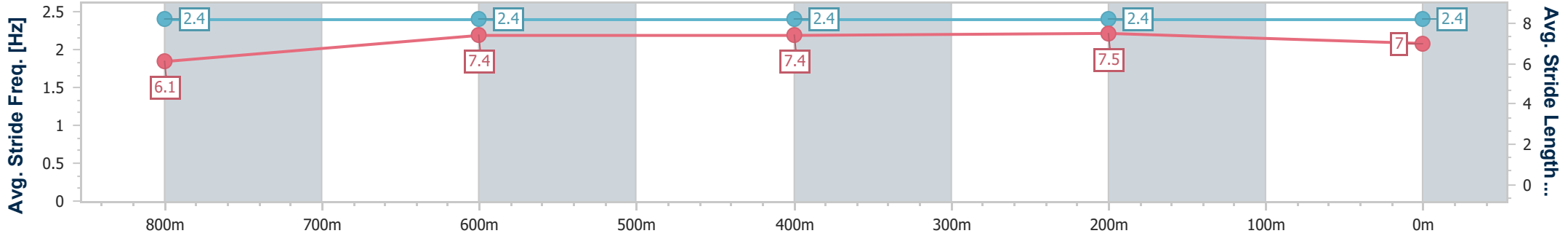
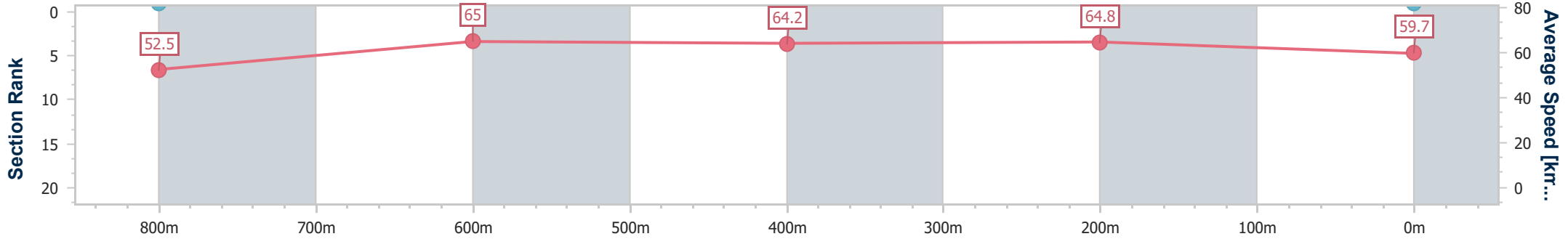
Sunshine Coast QLD Professional
Race 3: Higgins Coatings QTIS Three-Year-Old Maiden Plate - 1000m



30 July 2023 - 13:44

Track Rating: Good 4, Weather: Fine, Rail Position: +8m

Section	Overall	800m	600m	400m	200m
Section Times	0:59.54 [11] (0:13.72)	0:45.82 [11] (0:11.28)	0:34.54 [12] (0:11.37)	0:23.17 [12] (0:11.11)	0:12.06 [12] (0:12.06)
Average Speed [km/h]	52.5	65.0	64.2	64.8	59.7
Top Speed [km/h]	67.3	67.2	65.8	66.5	63.0
Avg. Dist. to Rail [m]	9.2	4.4	2.4	3.5	7.0
Avg. Stride Freq. [Hz]	2.4	2.4	2.4	2.4	2.4
Avg. Stride Length [m]	6.1	7.4	7.4	7.5	7.0



- [] Ranking at each section and finish
- .-.- No data available at this section
- NA No data available



Horse/Jockey Name	Whisky Train
Final Rank	12
Fastest Section Time (Section)	0:10.84 (800m)
Top Speed [km/h] (Section)	70.1 (800m)
Race State	Finished



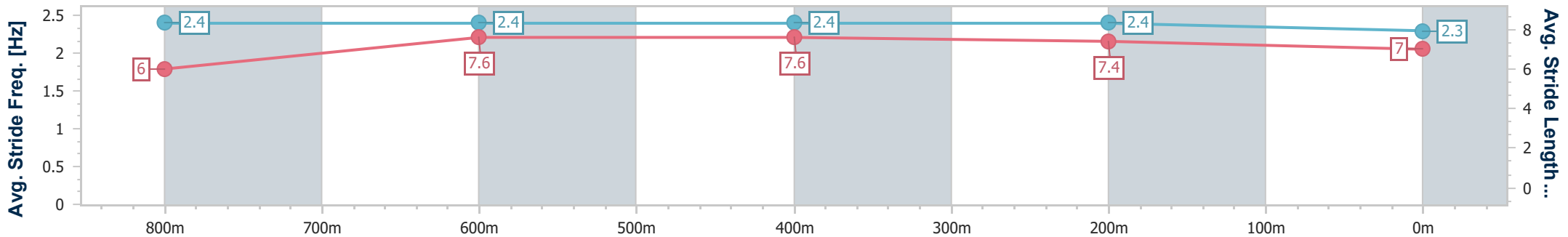
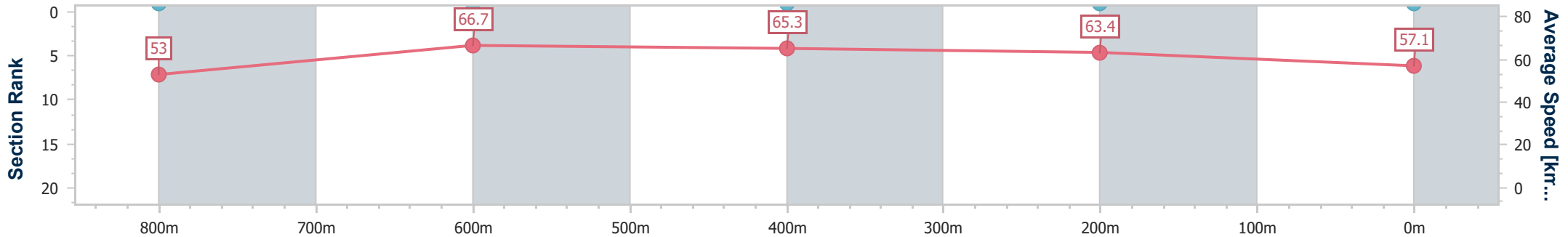
Sunshine Coast QLD Professional
Race 3: Higgins Coatings QTIS Three-Year-Old Maiden Plate - 1000m



30 July 2023 - 13:44

Track Rating: Good 4, Weather: Fine, Rail Position: +8m

Section	Overall	800m	600m	400m	200m
Section Times	0:59.55 [12] (0:13.58)	0:45.97 [9] (0:10.84)	0:35.13 [9] (0:11.16)	0:23.97 [7] (0:11.36)	0:12.61 [8] (0:12.61)
Average Speed [km/h]	53.0	66.7	65.3	63.4	57.1
Top Speed [km/h]	70.0	70.1	66.4	65.5	61.3
Avg. Dist. to Rail [m]	2.9	0.7	2.2	2.1	1.0
Avg. Stride Freq. [Hz]	2.4	2.4	2.4	2.4	2.3
Avg. Stride Length [m]	6.0	7.6	7.6	7.4	7.0



- [] Ranking at each section and finish
- .-.- No data available at this section
- NA No data available



Horse/Jockey Name	Fiery Ring
Final Rank	13
Fastest Section Time (Section)	0:10.89 (800m)
Top Speed [km/h] (Section)	69.9 (800m)
Race State	Finished



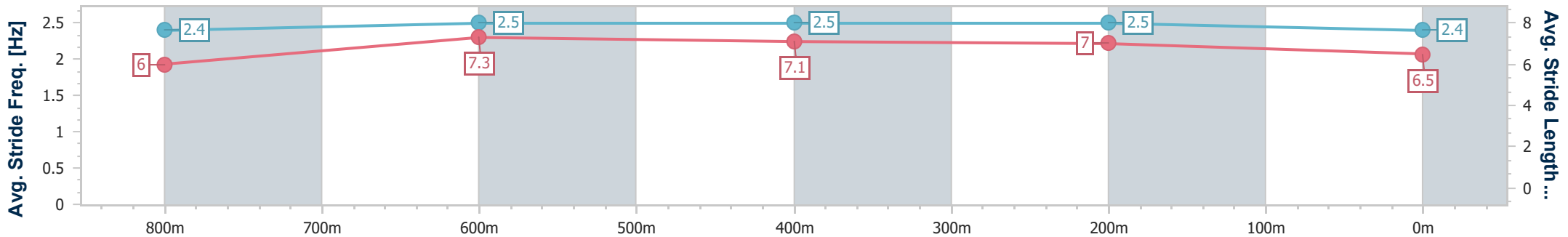
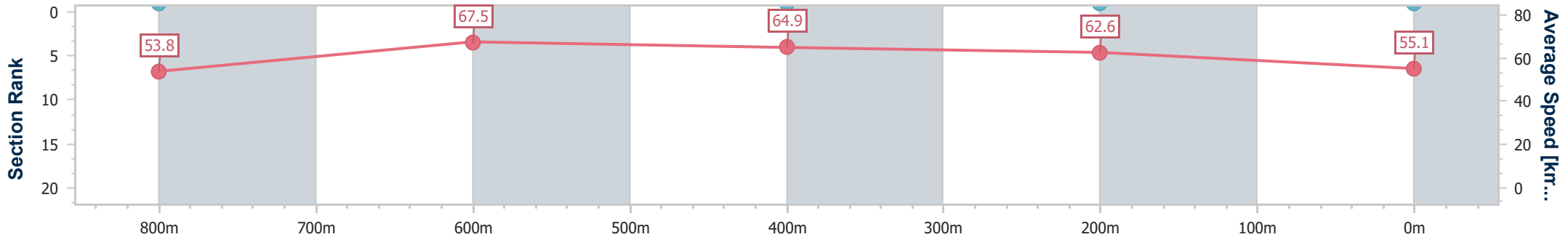
Sunshine Coast QLD Professional
Race 3: Higgins Coatings QTIS Three-Year-Old Maiden Plate - 1000m



30 July 2023 - 13:44

Track Rating: Good 4, Weather: Fine, Rail Position: +8m

Section	Overall	800m	600m	400m	200m
Section Times	1:00.21 [13] (0:13.40)	0:46.81 [4] (0:10.89)	0:35.92 [5] (0:11.35)	0:24.57 [8] (0:11.51)	0:13.06 [10] (0:13.06)
Average Speed [km/h]	53.8	67.5	64.9	62.6	55.1
Top Speed [km/h]	69.7	69.9	65.9	64.2	60.8
Avg. Dist. to Rail [m]	12.5	5.1	4.2	4.7	4.1
Avg. Stride Freq. [Hz]	2.4	2.5	2.5	2.5	2.4
Avg. Stride Length [m]	6.0	7.3	7.1	7.0	6.5



- [] Ranking at each section and finish
- .-.- No data available at this section
- NA No data available



Horse/Jockey Name	Sir Carter
Final Rank	1
Fastest Section Time (Section)	--:--
Top Speed [km/h] (Section)	--
Race State	DidNotTrack



Sunshine Coast QLD Professional
 Race 3: Higgins Coatings QTIS Three-Year-Old Maiden Plate - 1000m



30 July 2023 - 13:44

Track Rating: Good 4, Weather: Fine, Rail Position: +8m

Section	Overall	800m	600m	400m	200m								
Section Times	--:--	--:--	--:--	--:--	--:--								
Average Speed [km/h]	--	--	--	--	--								
Top Speed [km/h]	--	--	--	--	--								
Avg. Dist. to Rail [m]	--	--	--	--	--								
Avg. Stride Freq. [Hz]	--	--	--	--	--								
Avg. Stride Length [m]	--	--	--	--	--								

- [] Ranking at each section and finish
- :-- No data available at this section
- NA No data available