



Toowoomba QLD Professional

Race 4: CHRIS SHEATH AND ASSOCIATES BENCHMARK 65 Handicap - 1890m

22 July 2023 - 18:54



Track Rating: Good 4, Weather: Fine, Rail Position: True

Section	Overall	1600m	1400m	1200m	1000m	800m	600m	Last 600m						
Field Times	2:00.13 (0:21.39)	1:38.74 (0:11.37)	1:27.37 (0:11.93)	1:15.44 (0:12.19)	1:03.25 (0:12.70)	0:50.55 (0:12.87)	0:37.68 (0:12.57)	0:37.68						
Rank	TAB	Horse/Jockey	Barrier	Top Speed [km/h]	Fastest Section								Distance Travelled [m]	
1	7	KNEZE Nozi Tomizawa	1	65.1	0:11.49	2:00.13 [1] (0:21.48)	1:38.65 [3] (0:11.49)	1:27.16 [4] (0:12.05)	1:15.11 [4] (0:12.22)	1:02.89 [4] (0:12.58)	0:50.31 [4] (0:12.81)	0:37.50 [5] (0:12.55)	0:37.50	
2	2	PERFECT ENCOUNTER Jake Molloy	2	64.5	0:11.41	2:00.16 [2] (0:21.64)	1:38.52 [5] (0:11.41)	1:27.11 [5] (0:12.01)	1:15.10 [5] (0:12.22)	1:02.88 [5] (0:12.73)	0:50.15 [6] (0:12.70)	0:37.45 [6] (0:12.53)	0:37.45	+10
3	1	STEINBRENNER Liv O'Donnell	9	65.2	0:11.35	2:00.28 [3] (0:21.53)	1:38.75 [4] (0:11.35)	1:27.40 [2] (0:11.81)	1:15.59 [1] (0:12.19)	1:03.40 [1] (0:12.70)	0:50.70 [1] (0:12.87)	0:37.83 [1] (0:12.57)	0:37.83	+8
4	3	CONFUSION Anthony Allen	7	64.5	0:11.37	2:00.56 [4] (0:21.39)	1:39.17 [1] (0:11.37)	1:27.80 [1] (0:12.02)	1:15.78 [2] (0:12.20)	1:03.58 [3] (0:12.72)	0:50.86 [2] (0:12.81)	0:38.05 [3] (0:12.53)	0:38.05	-1
5	5	HE'S VIRAL Alisha Donald	10	66.7	0:11.50	2:01.03 [5] (0:21.45)	1:39.58 [2] (0:11.50)	1:28.08 [3] (0:11.83)	1:16.25 [2] (0:12.19)	1:04.06 [2] (0:12.74)	0:51.32 [3] (0:12.75)	0:38.57 [2] (0:12.75)	0:38.57	+17
6	4	RUBY'S LAD Adin Thompson	3	65.9	0:11.17	2:01.08 [6] (0:22.12)	1:38.96 [8] (0:11.17)	1:27.79 [8] (0:12.00)	1:15.79 [7] (0:12.31)	1:03.48 [7] (0:12.56)	0:50.92 [8] (0:12.63)	0:38.29 [8] (0:12.58)	0:38.29	+8
7	10	WINSTON BLUE Wanderson D'Avila	6	65.7	0:11.16	2:01.28 [7] (0:22.16)	1:39.12 [9] (0:11.16)	1:27.96 [9] (0:12.01)	1:15.95 [8] (0:12.49)	1:03.46 [9] (0:12.38)	0:51.08 [9] (0:12.56)	0:38.52 [7] (0:12.83)	0:38.52	+4
8	6	BLUE CORNER Madeleine Wishart	5	64.7	0:11.40	2:02.26 [8] (0:21.84)	1:40.42 [6] (0:11.40)	1:29.02 [6] (0:12.09)	1:16.93 [8] (0:12.31)	1:04.62 [8] (0:12.52)	0:52.10 [7] (0:12.84)	0:39.26 [9] (0:12.70)	0:39.26	+13
9	8	MANTINELLO Stacey Callow	8	65.6	0:11.24	2:02.80 [9] (0:22.00)	1:40.80 [7] (0:11.24)	1:29.56 [7] (0:11.95)	1:17.61 [6] (0:12.10)	1:05.51 [6] (0:12.58)	0:52.93 [5] (0:12.70)	0:40.23 [4] (0:13.16)	0:40.23	+20

Scratched: Sandgate Road (#9)



Toowoomba QLD Professional

Race 4: CHRIS SHEATH AND ASSOCIATES BENCHMARK 65 Handicap - 1890m

22 July 2023 - 18:54



Track Rating: Good 4, Weather: Fine, Rail Position: True

Section				400m	200m			Last 600m		
Field Times				0:25.11 (0:12.43)	0:12.68 (0:12.68)			0:37.68		
Rank	TAB	Horse/Jockey	Barrier	Top Speed [km/h]	Fastest Section	Margin				Distance Travelled [m]
1	7	KNEZE Nozi Tomizawa	1	65.1 Overall	0:11.49 1600m	0:24.95 [3] (0:12.43)	0:12.52 [4] (0:12.52)	2:00.13	0:37.50	
2	2	PERFECT ENCOUNTER Jake Molloy	2	64.5 1600m	0:11.41 1600m	0:24.92 [5] (0:12.34)	0:12.58 [3] (0:12.58)	0.2L	0:37.45	+10
3	1	STEINBRENNER Liv O'Donnell	9	65.2 Overall	0:11.35 1600m	0:25.26 [1] (0:12.43)	0:12.83 [1] (0:12.83)	0.7L	0:37.83	+8
4	3	CONFUSION Anthony Allen	7	64.5 Overall	0:11.37 1600m	0:25.52 [2] (0:12.48)	0:13.04 [2] (0:13.04)	2.2L	0:38.05	-1
5	5	HE'S VIRAL Alisha Donald	10	66.7 Overall	0:11.50 1600m	0:25.82 [4] (0:12.84)	0:12.98 [5] (0:12.98)	5L	0:38.57	+17
6	4	RUBY'S LAD Adin Thompson	3	65.9 1600m	0:11.17 1600m	0:25.71 [6] (0:12.85)	0:12.86 [6] (0:12.86)	5.2L	0:38.29	+8
7	10	WINSTON BLUE Wanderson D'Avila	6	65.7 1600m	0:11.16 1600m	0:25.69 [7] (0:12.71)	0:12.98 [7] (0:12.98)	6.2L	0:38.52	+4
8	6	BLUE CORNER Madeleine Wishart	5	64.7 1600m	0:11.40 1600m	0:26.56 [8] (0:12.88)	0:13.68 [8] (0:13.68)	12L	0:39.26	+13
9	8	MANTINELLO Stacey Callow	8	65.6 Overall	0:11.24 1600m	0:27.07 [9] (0:13.48)	0:13.59 [9] (0:13.59)	15L	0:40.23	+20

Scratched: Sandgate Road (#9)



Horse/Jockey Name	Kneze
Final Rank	1
Fastest Section Time (Section)	0:11.49 (1600m)
Top Speed [km/h] (Section)	65.1 (Overall)
Race State	Finished

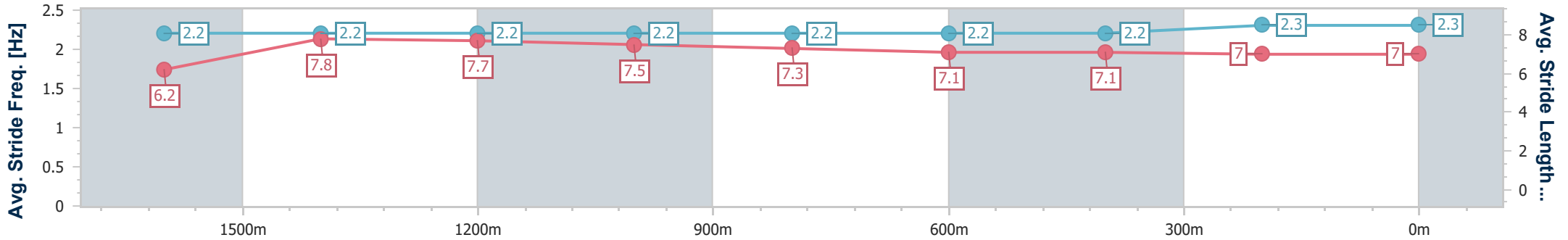
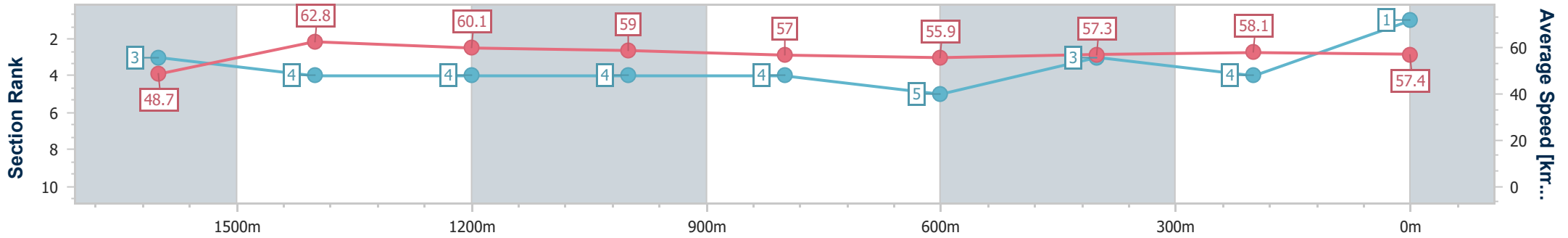


Toowoomba QLD Professional
 Race 4: CHRIS SHEATH AND ASSOCIATES BENCHMARK 65
 Handicap - 1890m
 22 July 2023 - 18:54



Track Rating: Good 4, Weather: Fine, Rail Position: True

Section	Overall	1600m	1400m	1200m	1000m	800m	600m	400m	200m
Section Times	2:00.13 [1] (0:21.48)	1:38.65 [3] (0:11.49)	1:27.16 [4] (0:12.05)	1:15.11 [4] (0:12.22)	1:02.89 [4] (0:12.58)	0:50.31 [4] (0:12.81)	0:37.50 [5] (0:12.55)	0:24.95 [3] (0:12.43)	0:12.52 [4] (0:12.52)
Average Speed [km/h]	48.7	62.8	60.1	59.0	57.0	55.9	57.3	58.1	57.4
Top Speed [km/h]	65.1	63.7	62.4	59.7	58.2	56.8	57.7	59.0	57.8
Avg. Dist. to Rail [m]	5.0	1.2	1.4	0.7	0.9	1.3	0.1	0.7	2.3
Avg. Stride Freq. [Hz]	2.2	2.2	2.2	2.2	2.2	2.2	2.2	2.3	2.3
Avg. Stride Length [m]	6.2	7.8	7.7	7.5	7.3	7.1	7.1	7.0	7.0



- [] Ranking at each section and finish
- .-.- No data available at this section
- NA No data available



Horse/Jockey Name	Perfect Encounter
Final Rank	2
Fastest Section Time (Section)	0:11.41 (1600m)
Top Speed [km/h] (Section)	64.5 (1600m)
Race State	Finished

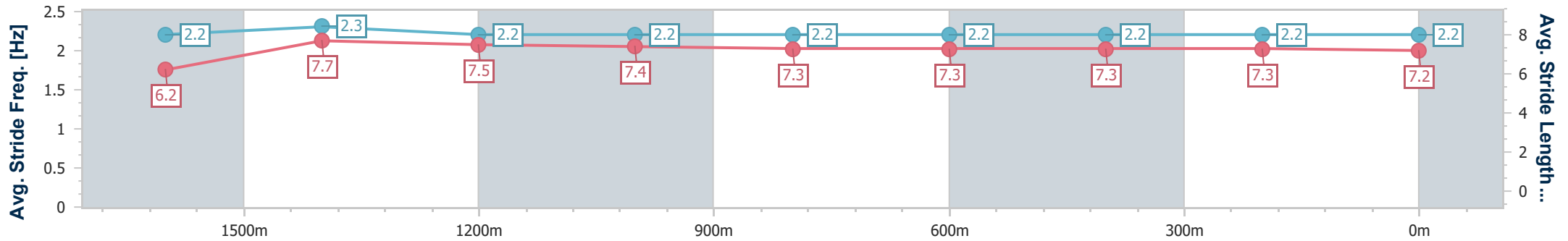
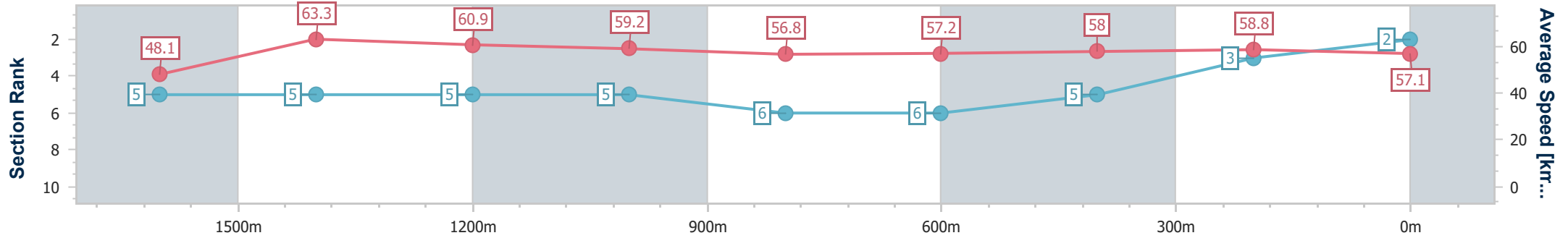


Toowoomba QLD Professional
 Race 4: CHRIS SHEATH AND ASSOCIATES BENCHMARK 65
 Handicap - 1890m
 22 July 2023 - 18:54



Track Rating: Good 4, Weather: Fine, Rail Position: True

Section	Overall	1600m	1400m	1200m	1000m	800m	600m	400m	200m
Section Times	2:00.16 [2] (0:21.64)	1:38.52 [5] (0:11.41)	1:27.11 [5] (0:12.01)	1:15.10 [5] (0:12.22)	1:02.88 [5] (0:12.73)	0:50.15 [6] (0:12.70)	0:37.45 [6] (0:12.53)	0:24.92 [5] (0:12.34)	0:12.58 [3] (0:12.58)
Average Speed [km/h]	48.1	63.3	60.9	59.2	56.8	57.2	58.0	58.8	57.1
Top Speed [km/h]	63.6	64.5	63.2	60.0	58.3	58.0	59.0	60.1	57.6
Avg. Dist. to Rail [m]	6.1	1.4	2.8	3.6	2.1	2.1	1.8	2.4	2.9
Avg. Stride Freq. [Hz]	2.2	2.3	2.2	2.2	2.2	2.2	2.2	2.2	2.2
Avg. Stride Length [m]	6.2	7.7	7.5	7.4	7.3	7.3	7.3	7.3	7.2



- [] Ranking at each section and finish
- .-.- No data available at this section
- NA No data available



Horse/Jockey Name	Steinbrenner
Final Rank	3
Fastest Section Time (Section)	0:11.35 (1600m)
Top Speed [km/h] (Section)	65.2 (Overall)
Race State	Finished

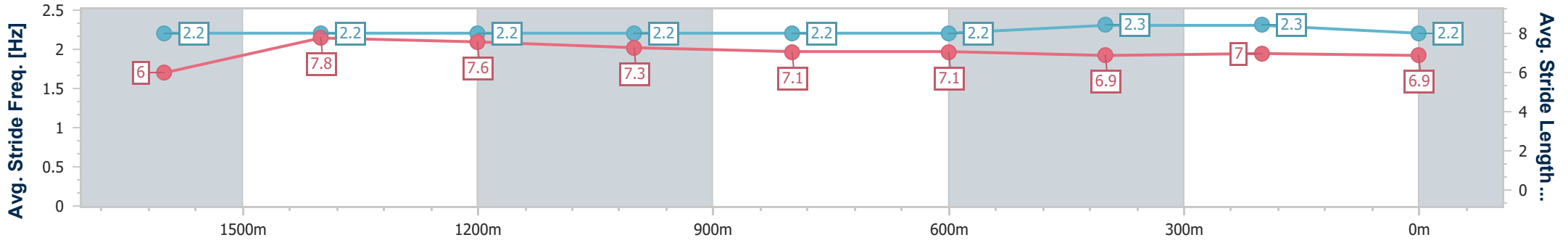
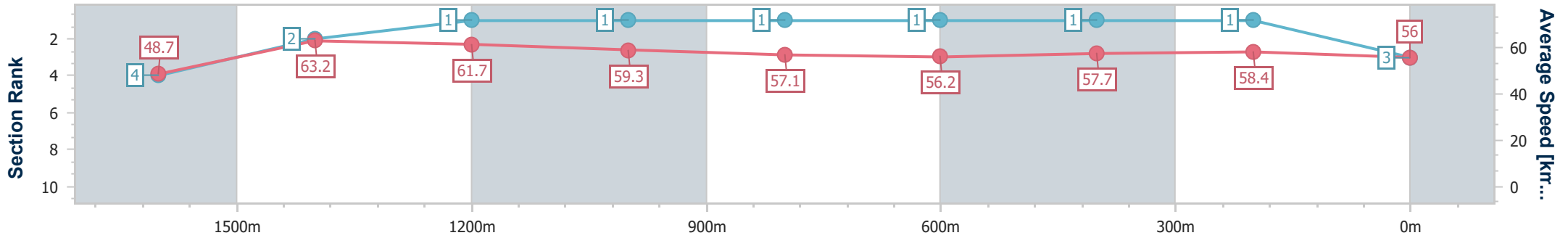


Toowoomba QLD Professional
 Race 4: CHRIS SHEATH AND ASSOCIATES BENCHMARK 65
 Handicap - 1890m
 22 July 2023 - 18:54



Track Rating: Good 4, Weather: Fine, Rail Position: True

Section	Overall	1600m	1400m	1200m	1000m	800m	600m	400m	200m
Section Times	2:00.28 [3] (0:21.53)	1:38.75 [4] (0:11.35)	1:27.40 [2] (0:11.81)	1:15.59 [1] (0:12.19)	1:03.40 [1] (0:12.70)	0:50.70 [1] (0:12.87)	0:37.83 [1] (0:12.57)	0:25.26 [1] (0:12.43)	0:12.83 [1] (0:12.83)
Average Speed [km/h]	48.7	63.2	61.7	59.3	57.1	56.2	57.7	58.4	56.0
Top Speed [km/h]	65.2	64.6	65.2	60.6	58.6	57.4	58.8	59.4	56.7
Avg. Dist. to Rail [m]	8.9	0.3	1.9	2.8	1.9	1.1	1.2	2.2	2.8
Avg. Stride Freq. [Hz]	2.2	2.2	2.2	2.2	2.2	2.2	2.3	2.3	2.2
Avg. Stride Length [m]	6.0	7.8	7.6	7.3	7.1	7.1	6.9	7.0	6.9



- [] Ranking at each section and finish
- .-.- No data available at this section
- NA No data available



Horse/Jockey Name	Confusion
Final Rank	4
Fastest Section Time (Section)	0:11.37 (1600m)
Top Speed [km/h] (Section)	64.5 (Overall)
Race State	Finished

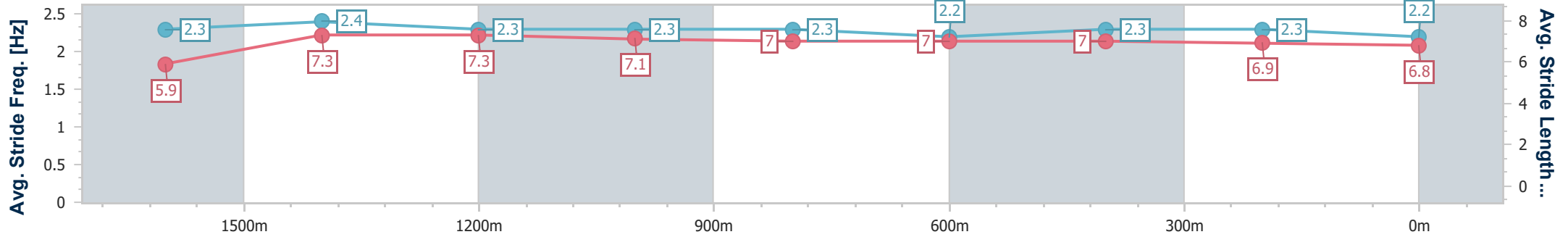
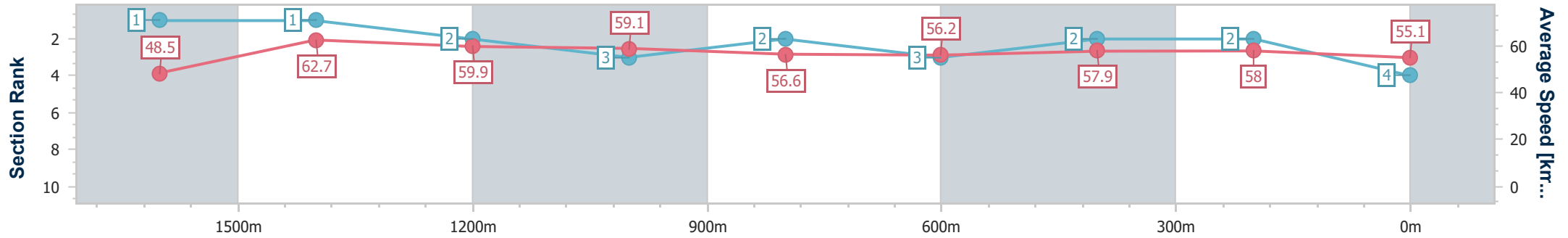


Toowoomba QLD Professional
 Race 4: CHRIS SHEATH AND ASSOCIATES BENCHMARK 65
 Handicap - 1890m
 22 July 2023 - 18:54



Track Rating: Good 4, Weather: Fine, Rail Position: True

Section	Overall	1600m	1400m	1200m	1000m	800m	600m	400m	200m
Section Times	2:00.56 [4] (0:21.39)	1:39.17 [1] (0:11.37)	1:27.80 [1] (0:12.02)	1:15.78 [2] (0:12.20)	1:03.58 [3] (0:12.72)	0:50.86 [2] (0:12.81)	0:38.05 [3] (0:12.53)	0:25.52 [2] (0:12.48)	0:13.04 [2] (0:13.04)
Average Speed [km/h]	48.5	62.7	59.9	59.1	56.6	56.2	57.9	58.0	55.1
Top Speed [km/h]	64.5	64.4	62.6	60.3	58.3	57.6	58.9	58.9	57.0
Avg. Dist. to Rail [m]	7.7	1.6	0.6	0.7	0.2	0.8	1.2	1.5	0.4
Avg. Stride Freq. [Hz]	2.3	2.4	2.3	2.3	2.3	2.2	2.3	2.3	2.2
Avg. Stride Length [m]	5.9	7.3	7.3	7.1	7.0	7.0	7.0	6.9	6.8



- [] Ranking at each section and finish
- .-.- No data available at this section
- NA No data available



Horse/Jockey Name	He's Viral
Final Rank	5
Fastest Section Time (Section)	0:11.50 (1600m)
Top Speed [km/h] (Section)	66.7 (Overall)
Race State	Finished

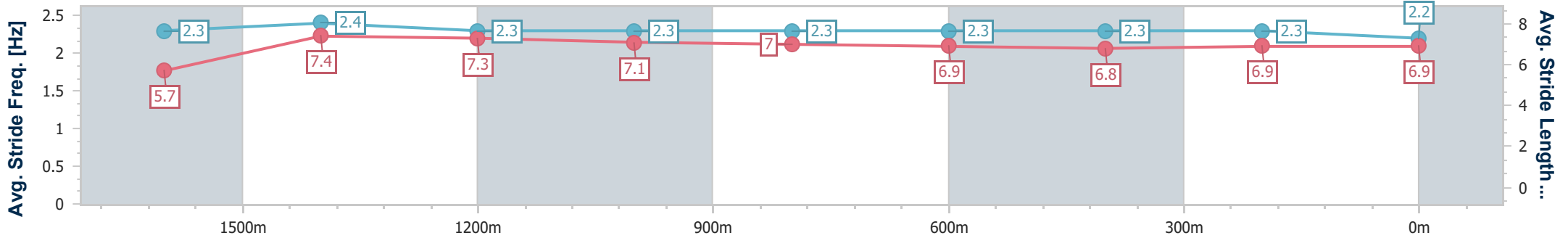
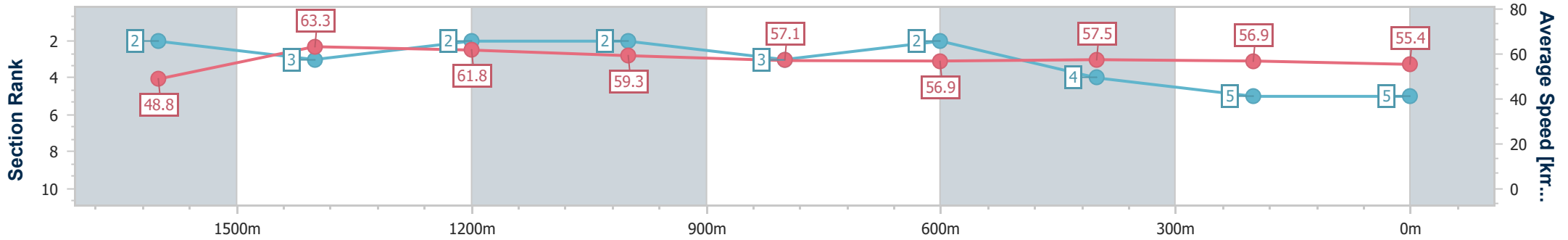


Toowoomba QLD Professional
 Race 4: CHRIS SHEATH AND ASSOCIATES BENCHMARK 65
 Handicap - 1890m
 22 July 2023 - 18:54



Track Rating: Good 4, Weather: Fine, Rail Position: True

Section	Overall	1600m	1400m	1200m	1000m	800m	600m	400m	200m
Section Times	2:01.03 [5] (0:21.45)	1:39.58 [2] (0:11.50)	1:28.08 [3] (0:11.83)	1:16.25 [2] (0:12.19)	1:04.06 [2] (0:12.74)	0:51.32 [3] (0:12.75)	0:38.57 [2] (0:12.75)	0:25.82 [4] (0:12.84)	0:12.98 [5] (0:12.98)
Average Speed [km/h]	48.8	63.3	61.8	59.3	57.1	56.9	57.5	56.9	55.4
Top Speed [km/h]	66.7	65.5	63.2	60.2	58.8	57.7	58.3	58.4	56.2
Avg. Dist. to Rail [m]	9.2	2.8	2.9	3.3	2.8	2.7	3.4	4.3	3.0
Avg. Stride Freq. [Hz]	2.3	2.4	2.3	2.3	2.3	2.3	2.3	2.3	2.2
Avg. Stride Length [m]	5.7	7.4	7.3	7.1	7.0	6.9	6.8	6.9	6.9



- [] Ranking at each section and finish
- .-.- No data available at this section
- NA No data available



Horse/Jockey Name	Ruby's Lad
Final Rank	6
Fastest Section Time (Section)	0:11.17 (1600m)
Top Speed [km/h] (Section)	65.9 (1600m)
Race State	Finished

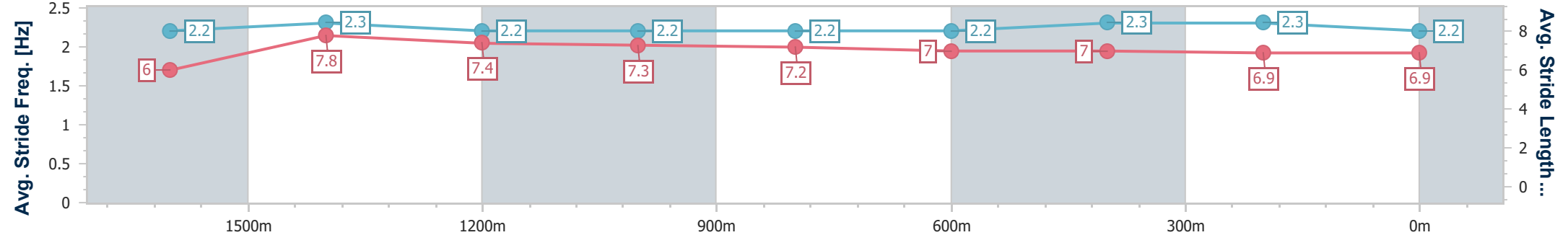
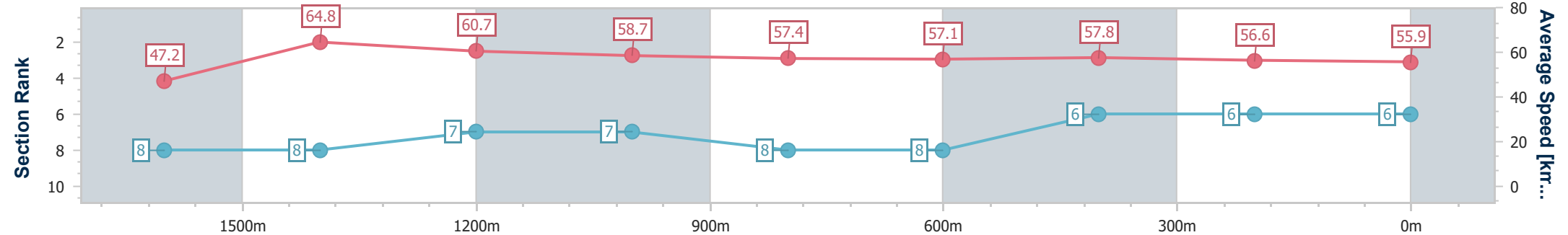


Toowoomba QLD Professional
 Race 4: CHRIS SHEATH AND ASSOCIATES BENCHMARK 65
 Handicap - 1890m
 22 July 2023 - 18:54



Track Rating: Good 4, Weather: Fine, Rail Position: True

Section	Overall	1600m	1400m	1200m	1000m	800m	600m	400m	200m			
Section Times	2:01.08 [6] (0:22.12)	1:38.96 [8] (0:11.17)	1:27.79 [8] (0:12.00)	1:15.79 [7] (0:12.31)	1:03.48 [7] (0:12.56)	0:50.92 [8] (0:12.63)	0:38.29 [8] (0:12.58)	0:25.71 [6] (0:12.85)	0:12.86 [6] (0:12.86)			
Average Speed [km/h]	47.2	64.8	60.7	58.7	57.4	57.1	57.8	56.6	55.9			
Top Speed [km/h]	64.8	65.9	65.7	59.8	58.4	58.7	59.2	57.5	56.8			
Avg. Dist. to Rail [m]	5.9	1.3	2.1	1.6	0.7	0.7	1.7	3.8	3.2			
Avg. Stride Freq. [Hz]	2.2	2.3	2.2	2.2	2.2	2.2	2.3	2.3	2.2			
Avg. Stride Length [m]	6.0	7.8	7.4	7.3	7.2	7.0	7.0	6.9	6.9			



- [] Ranking at each section and finish
- .-.- No data available at this section
- NA No data available



Horse/Jockey Name	Winston Blue
Final Rank	7
Fastest Section Time (Section)	0:11.16 (1600m)
Top Speed [km/h] (Section)	65.7 (1600m)
Race State	Finished

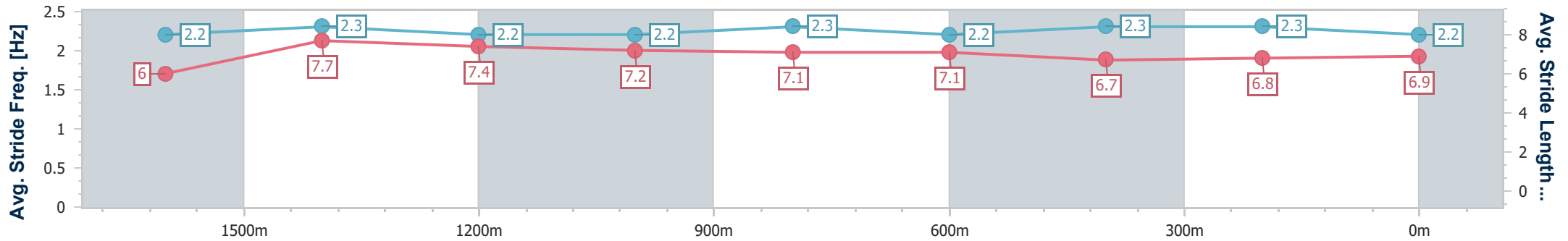
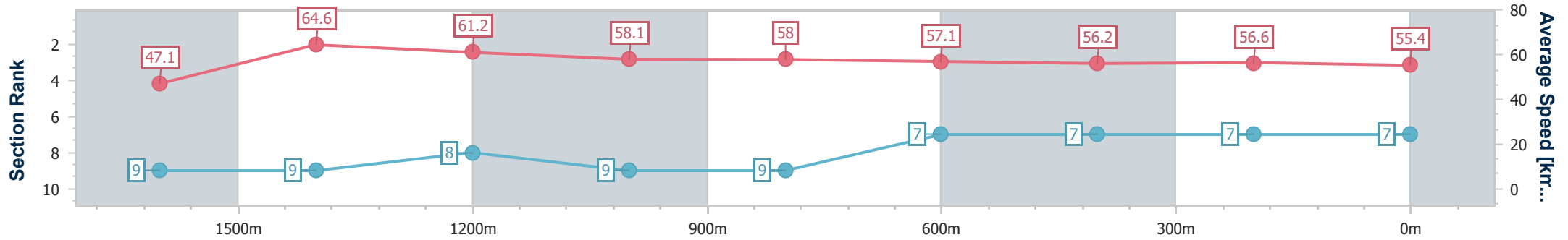


Toowoomba QLD Professional
 Race 4: CHRIS SHEATH AND ASSOCIATES BENCHMARK 65
 Handicap - 1890m
 22 July 2023 - 18:54



Track Rating: Good 4, Weather: Fine, Rail Position: True

Section	Overall	1600m	1400m	1200m	1000m	800m	600m	400m	200m
Section Times	2:01.28 [7] (0:22.16)	1:39.12 [9] (0:11.16)	1:27.96 [9] (0:12.01)	1:15.95 [8] (0:12.49)	1:03.46 [9] (0:12.38)	0:51.08 [9] (0:12.56)	0:38.52 [7] (0:12.83)	0:25.69 [7] (0:12.71)	0:12.98 [7] (0:12.98)
Average Speed [km/h]	47.1	64.6	61.2	58.1	58.0	57.1	56.2	56.6	55.4
Top Speed [km/h]	64.9	65.7	63.3	60.1	59.3	58.0	57.4	57.4	56.6
Avg. Dist. to Rail [m]	8.4	0.9	3.7	3.8	0.7	0.8	0.5	0.3	1.1
Avg. Stride Freq. [Hz]	2.2	2.3	2.2	2.2	2.3	2.2	2.3	2.3	2.2
Avg. Stride Length [m]	6.0	7.7	7.4	7.2	7.1	7.1	6.7	6.8	6.9



- [] Ranking at each section and finish
- .-.- No data available at this section
- NA No data available



Horse/Jockey Name	Blue Corner
Final Rank	8
Fastest Section Time (Section)	0:11.40 (1600m)
Top Speed [km/h] (Section)	64.7 (1600m)
Race State	Finished

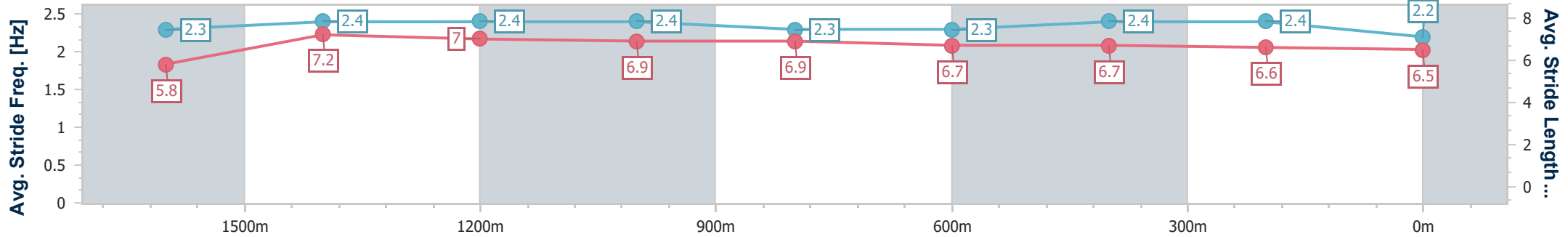
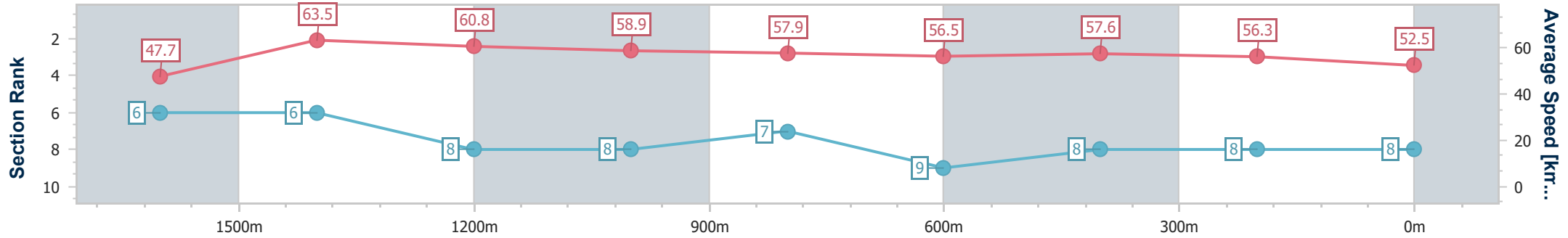


Toowoomba QLD Professional
 Race 4: CHRIS SHEATH AND ASSOCIATES BENCHMARK 65
 Handicap - 1890m
 22 July 2023 - 18:54



Track Rating: Good 4, Weather: Fine, Rail Position: True

Section	Overall	1600m	1400m	1200m	1000m	800m	600m	400m	200m			
Section Times	2:02.26 [8] (0:21.84)	1:40.42 [6] (0:11.40)	1:29.02 [6] (0:12.09)	1:16.93 [8] (0:12.31)	1:04.62 [8] (0:12.52)	0:52.10 [7] (0:12.84)	0:39.26 [9] (0:12.70)	0:26.56 [8] (0:12.88)	0:13.68 [8] (0:13.68)			
Average Speed [km/h]	47.7	63.5	60.8	58.9	57.9	56.5	57.6	56.3	52.5			
Top Speed [km/h]	63.9	64.7	64.0	59.7	59.1	58.2	58.2	57.7	54.0			
Avg. Dist. to Rail [m]	6.1	2.1	3.4	4.0	2.2	2.4	2.7	2.3	0.9			
Avg. Stride Freq. [Hz]	2.3	2.4	2.4	2.4	2.3	2.3	2.4	2.4	2.2			
Avg. Stride Length [m]	5.8	7.2	7.0	6.9	6.9	6.7	6.7	6.6	6.5			



- [] Ranking at each section and finish
- .-.- No data available at this section
- NA No data available



Horse/Jockey Name	Mantinello
Final Rank	9
Fastest Section Time (Section)	0:11.24 (1600m)
Top Speed [km/h] (Section)	65.6 (Overall)
Race State	Finished

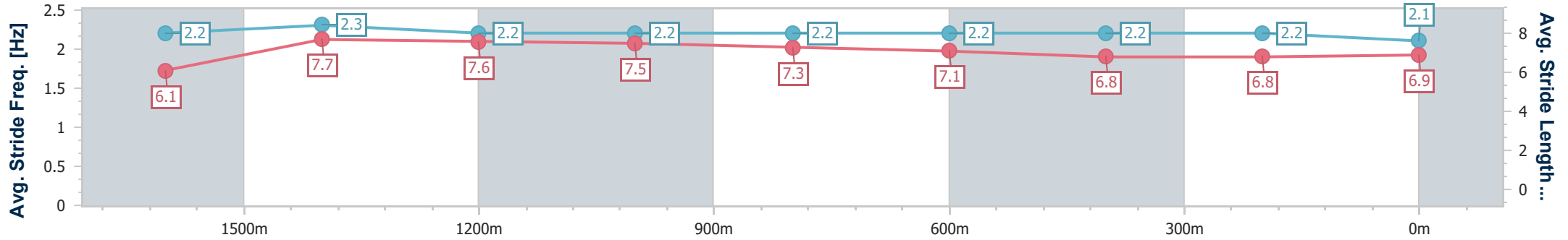
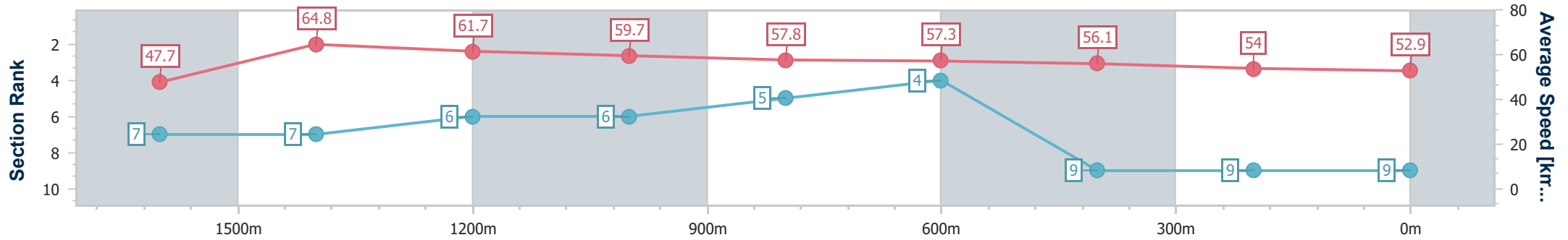


Toowoomba QLD Professional
 Race 4: CHRIS SHEATH AND ASSOCIATES BENCHMARK 65
 Handicap - 1890m
 22 July 2023 - 18:54



Track Rating: Good 4, Weather: Fine, Rail Position: True

Section	Overall	1600m	1400m	1200m	1000m	800m	600m	400m	200m
Section Times	2:02.80 [9] (0:22.00)	1:40.80 [7] (0:11.24)	1:29.56 [7] (0:11.95)	1:17.61 [6] (0:12.10)	1:05.51 [6] (0:12.58)	0:52.93 [5] (0:12.70)	0:40.23 [4] (0:13.16)	0:27.07 [9] (0:13.48)	0:13.59 [9] (0:13.59)
Average Speed [km/h]	47.7	64.8	61.7	59.7	57.8	57.3	56.1	54.0	52.9
Top Speed [km/h]	65.6	65.4	64.5	60.7	59.0	58.3	57.7	55.1	53.5
Avg. Dist. to Rail [m]	7.9	4.1	4.1	3.8	2.8	3.1	4.7	3.0	3.7
Avg. Stride Freq. [Hz]	2.2	2.3	2.2	2.2	2.2	2.2	2.2	2.2	2.1
Avg. Stride Length [m]	6.1	7.7	7.6	7.5	7.3	7.1	6.8	6.8	6.9



- [] Ranking at each section and finish
- .-.- No data available at this section
- NA No data available