



Toowoomba QLD Professional

Race 3: THE AVENUE APARTMENTS BENCHMARK 58 Handicap - 870m

22 July 2023 - 18:18



Track Rating: Good 4, Weather: Fine, Rail Position: True

Section		Overall									Last 600m	
Field Times		0:50.75 (0:06.08)									0:33.91	
		800m			600m			400m			200m	
		0:44.67 (0:10.76)			0:33.91 (0:11.00)			0:22.91 (0:11.34)			0:11.57 (0:11.57)	
Rank	TAB	Horse/Jockey	Barrier	Top Speed [km/h]	Fastest Section	Overall	800m	600m	400m	200m	Margin	Distance Travelled [m]
1	5	ROYAL NICCI Jake Molloy	8	69.6	0:06.22	0:50.75 [1] (0:06.22)	0:44.53 [6] (0:10.73)	0:33.80 [3] (0:10.89)	0:22.91 [1] (0:11.34)	0:11.57 [1] (0:11.57)	0:50.75	0:33.80
2	3	RIVER DANZKA Leeanne McCoy	5	68.6	0:06.08	0:50.87 [2] (0:06.08)	0:44.79 [1] (0:10.76)	0:34.03 [1] (0:11.11)	0:22.92 [3] (0:11.34)	0:11.58 [3] (0:11.58)	0.8L	0:34.03 -2
3	17	SPIRIT OF LUCK Madeleine Wishart	9	68.8	0:06.11	0:50.88 [3] (0:06.11)	0:44.77 [2] (0:10.91)	0:33.86 [4] (0:11.01)	0:22.85 [4] (0:11.23)	0:11.62 [2] (0:11.62)	0.9L	0:33.86 +2
4	4	GLAMOUR AND GLORY Dan McGillivray	13	69.5	0:06.46	0:50.90 [4] (0:06.46)	0:44.44 [11] (0:10.83)	0:33.61 [8] (0:10.88)	0:22.73 [6] (0:11.24)	0:11.49 [5] (0:11.49)	1L	0:33.61 +2
5	6	GOOD GRAB Sariah Champkin	2	69.0	0:06.36	0:51.28 [5] (0:06.36)	0:44.92 [8] (0:10.67)	0:34.25 [5] (0:10.85)	0:23.40 [2] (0:11.42)	0:11.98 [4] (0:11.98)	3.3L	0:34.25 -6
6	1	THAWRA Liv O'Donnell	1	67.5	0:06.54	0:51.76 [6] (0:06.54)	0:45.22 [12] (0:11.21)	0:34.01 [12] (0:10.95)	0:23.06 [11] (0:11.59)	0:11.47 [11] (0:11.47)	6.1L	0:34.01 -4
7	15	THE WAITING MAN Stacey Callow	6	68.1	0:06.23	0:51.81 [7] (0:06.23)	0:45.58 [7] (0:10.97)	0:34.61 [7] (0:10.98)	0:23.63 [7] (0:11.57)	0:12.06 [6] (0:12.06)	6.3L	0:34.61 -4
8	13	OUTBACK PLAYBOY Nozi Tomizawa	12	67.9	0:06.44	0:51.95 [8] (0:06.44)	0:45.51 [10] (0:11.09)	0:34.42 [11] (0:11.11)	0:23.31 [10] (0:11.49)	0:11.82 [9] (0:11.82)	7.1L	0:34.42 +3
9	8	LEICA SPECIAL Wanderson D'Avila	3	67.2	0:06.19	0:52.03 [9] (0:06.19)	0:45.84 [4] (0:11.23)	0:34.61 [9] (0:11.21)	0:23.40 [9] (0:11.53)	0:11.87 [10] (0:11.87)	7.6L	0:34.61 +0
10	2	A GOOD CHANCE Hannah Richardson	16	69.3	0:06.20	0:52.52 [10] (0:06.20)	0:46.32 [5] (0:10.88)	0:35.44 [6] (0:11.22)	0:24.22 [8] (0:11.73)	0:12.49 [8] (0:12.49)	10.4L	0:35.44 +4

Scratched: Should Know Better (#7), Hero's Trinket (#11), Minokawa (#12), Hot Or Not (#14), She's So Vain (#16)

[] Ranking at each section and finish
 -:-:- No data available at this section
 NA No data available

SCN Saddle cloth number
 DNF Did not finish
 DNT Did not track



Toowoomba QLD Professional

Race 3: THE AVENUE APARTMENTS BENCHMARK 58 Handicap - 870m

22 July 2023 - 18:18



Track Rating: Good 4, Weather: Fine, Rail Position: True

Section		Overall	800m	600m	400m	200m	Last 600m					
Field Times		0:50.75 (0:06.08)	0:44.67 (0:10.76)	0:33.91 (0:11.00)	0:22.91 (0:11.34)	0:11.57 (0:11.57)	0:33.91					
Rank	TAB Horse/Jockey	Barrier	Top Speed [km/h]	Fastest Section	Margin					Distance Travelled [m]		
11	10 MADDISON'S MISSILE Kenji Yoshida	11	69.2 800m	0:06.19 Overall	0:52.58 [11] (0:06.19)	0:46.39 [3] (0:10.75)	0:35.64 [2] (0:11.18)	0:24.46 [5] (0:11.83)	0:12.63 [7] (0:12.63)	10.7L	0:35.64	+6
12	9 DREAMER'S GIFT Alisha Donald	15	67.5 800m	0:06.42 Overall	0:53.21 [12] (0:06.42)	0:46.79 [9] (0:11.11)	0:35.68 [10] (0:11.23)	0:24.45 [12] (0:11.90)	0:12.55 [12] (0:12.55)	14.2L	0:35.68	+6

Scratched: Should Know Better (#7), Hero's Trinket (#11), Minokawa (#12), Hot Or Not (#14), She's So Vain (#16)



Horse/Jockey Name	Royal Nicci
Final Rank	1
Fastest Section Time (Section)	0:06.22 (Overall)
Top Speed [km/h] (Section)	69.6 (800m)
Race State	Finished



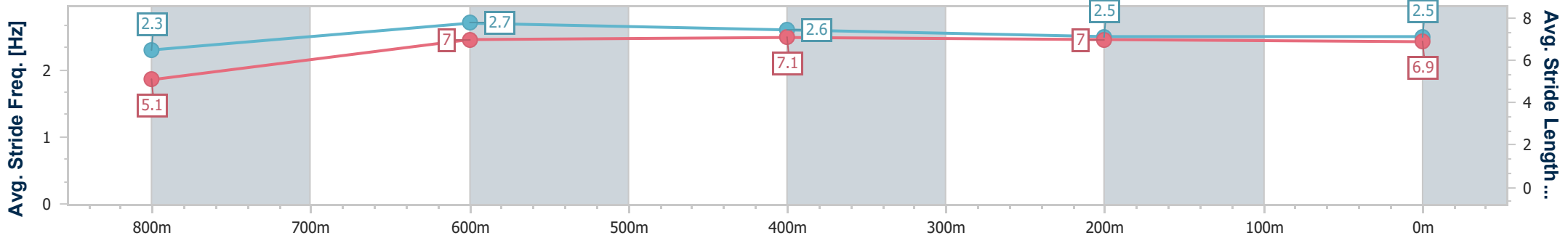
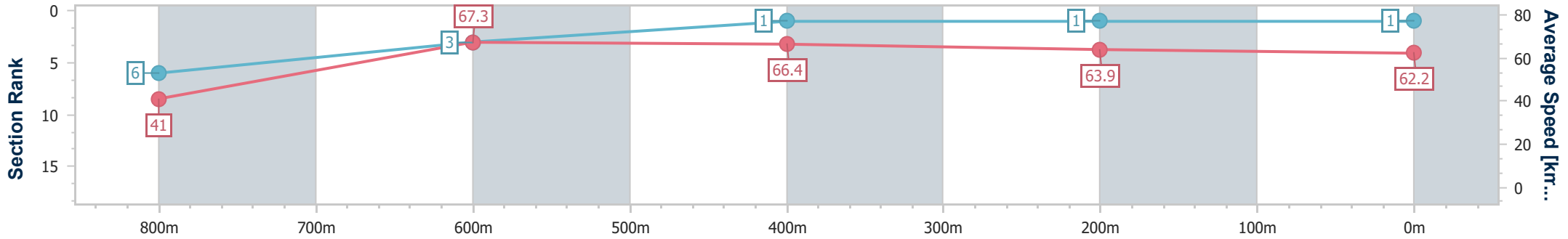
Toowoomba QLD Professional
 Race 3: THE AVENUE APARTMENTS BENCHMARK 58
 Handicap - 870m



22 July 2023 - 18:18

Track Rating: Good 4, Weather: Fine, Rail Position: True

Section	Overall	800m	600m	400m	200m
Section Times	0:50.75 [1] (0:06.22)	0:44.53 [6] (0:10.73)	0:33.80 [3] (0:10.89)	0:22.91 [1] (0:11.34)	0:11.57 [1] (0:11.57)
Average Speed [km/h]	41.0	67.3	66.4	63.9	62.2
Top Speed [km/h]	63.6	69.6	68.3	64.9	62.8
Avg. Dist. to Rail [m]	4.1	2.5	1.2	1.9	2.8
Avg. Stride Freq. [Hz]	2.3	2.7	2.6	2.5	2.5
Avg. Stride Length [m]	5.1	7.0	7.1	7.0	6.9



- [] Ranking at each section and finish
- .-.- No data available at this section
- NA No data available



Horse/Jockey Name	River Danzka
Final Rank	2
Fastest Section Time (Section)	0:06.08 (Overall)
Top Speed [km/h] (Section)	68.6 (800m)
Race State	Finished



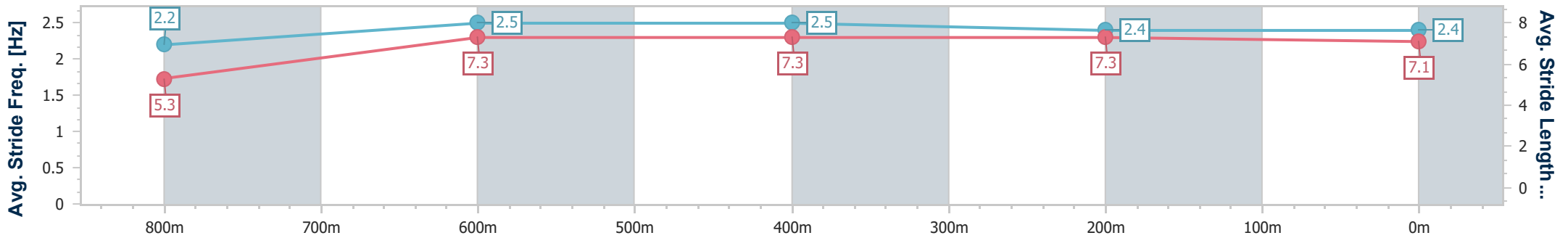
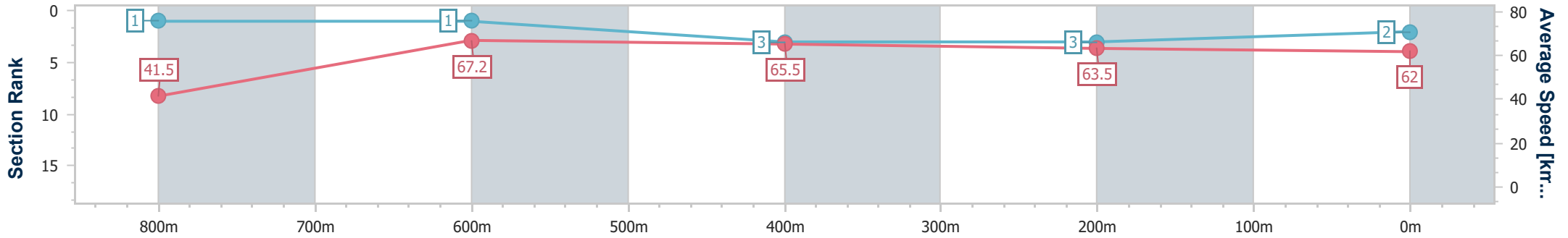
Toowoomba QLD Professional
 Race 3: THE AVENUE APARTMENTS BENCHMARK 58
 Handicap - 870m



22 July 2023 - 18:18

Track Rating: Good 4, Weather: Fine, Rail Position: True

Section	Overall	800m	600m	400m	200m
Section Times	0:50.87 [2] (0:06.08)	0:44.79 [1] (0:10.76)	0:34.03 [1] (0:11.11)	0:22.92 [3] (0:11.34)	0:11.58 [3] (0:11.58)
Average Speed [km/h]	41.5	67.2	65.5	63.5	62.0
Top Speed [km/h]	63.1	68.6	66.8	65.5	64.0
Avg. Dist. to Rail [m]	2.6	1.9	2.0	0.5	0.8
Avg. Stride Freq. [Hz]	2.2	2.5	2.5	2.4	2.4
Avg. Stride Length [m]	5.3	7.3	7.3	7.3	7.1



- [] Ranking at each section and finish
- .-.- No data available at this section
- NA No data available



Horse/Jockey Name	Spirit Of Luck
Final Rank	3
Fastest Section Time (Section)	0:06.11 (Overall)
Top Speed [km/h] (Section)	68.8 (800m)
Race State	Finished



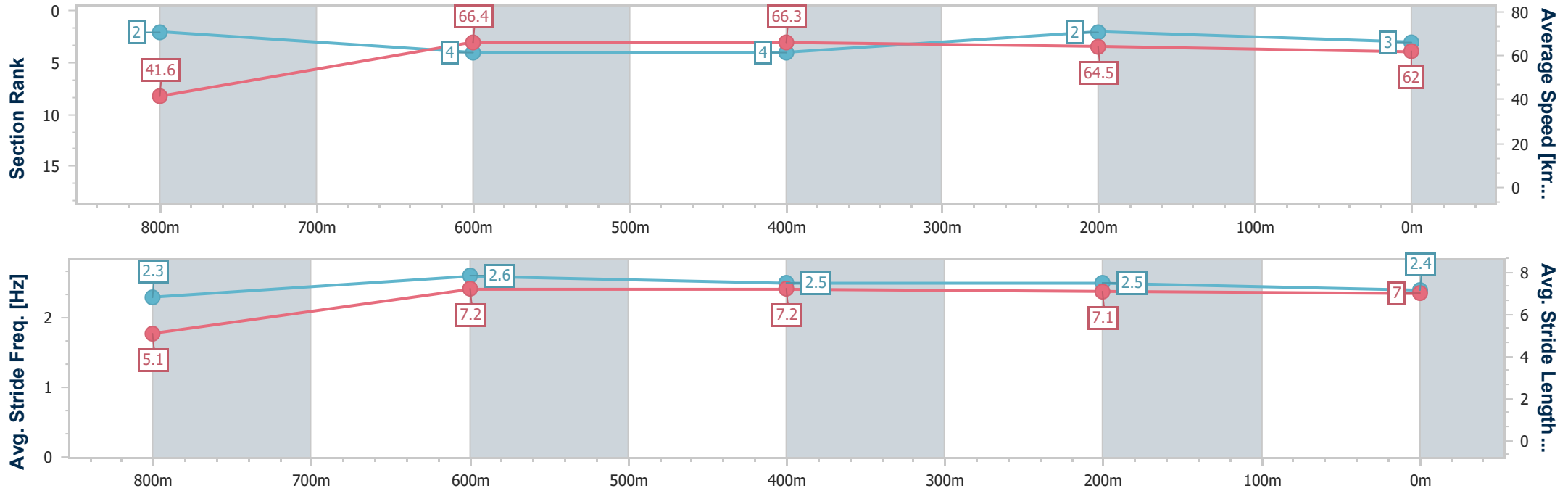
Toowoomba QLD Professional
 Race 3: THE AVENUE APARTMENTS BENCHMARK 58
 Handicap - 870m



22 July 2023 - 18:18

Track Rating: Good 4, Weather: Fine, Rail Position: True

Section	Overall	800m	600m	400m	200m
Section Times	0:50.88 [3] (0:06.11)	0:44.77 [2] (0:10.91)	0:33.86 [4] (0:11.01)	0:22.85 [4] (0:11.23)	0:11.62 [2] (0:11.62)
Average Speed [km/h]	41.6	66.4	66.3	64.5	62.0
Top Speed [km/h]	60.5	68.8	68.2	65.5	63.3
Avg. Dist. to Rail [m]	5.4	4.6	2.7	2.3	5.2
Avg. Stride Freq. [Hz]	2.3	2.6	2.5	2.5	2.4
Avg. Stride Length [m]	5.1	7.2	7.2	7.1	7.0





Horse/Jockey Name	Glamour And Glory
Final Rank	4
Fastest Section Time (Section)	0:06.46 (Overall)
Top Speed [km/h] (Section)	69.5 (800m)
Race State	Finished



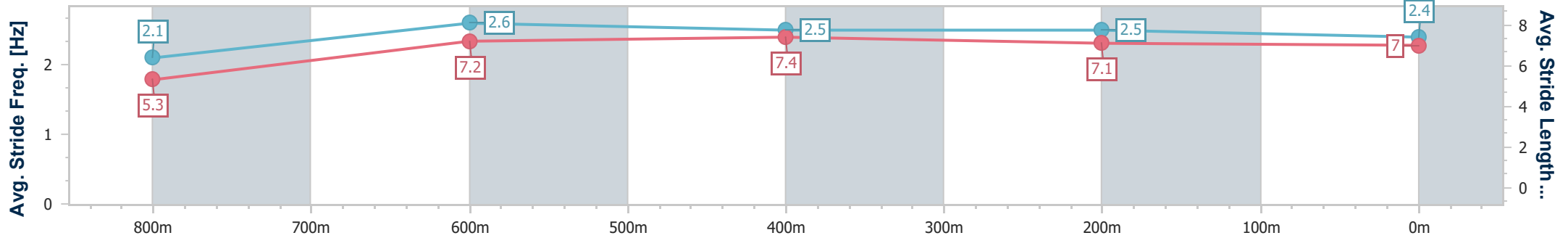
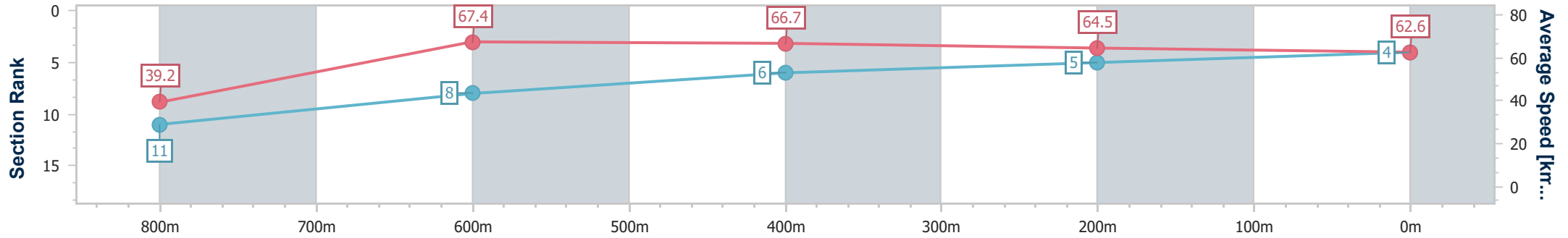
Toowoomba QLD Professional
 Race 3: THE AVENUE APARTMENTS BENCHMARK 58
 Handicap - 870m



22 July 2023 - 18:18

Track Rating: Good 4, Weather: Fine, Rail Position: True

Section	Overall	800m	600m	400m	200m
Section Times	0:50.90 [4] (0:06.46)	0:44.44 [11] (0:10.83)	0:33.61 [8] (0:10.88)	0:22.73 [6] (0:11.24)	0:11.49 [5]
Average Speed [km/h]	39.2	67.4	66.7	64.5	62.6
Top Speed [km/h]	62.2	69.5	69.4	65.1	64.2
Avg. Dist. to Rail [m]	7.7	5.7	1.8	2.7	4.7
Avg. Stride Freq. [Hz]	2.1	2.6	2.5	2.5	2.4
Avg. Stride Length [m]	5.3	7.2	7.4	7.1	7.0



- [] Ranking at each section and finish
- .-.- No data available at this section
- NA No data available



Horse/Jockey Name	Good Grab
Final Rank	5
Fastest Section Time (Section)	0:06.36 (Overall)
Top Speed [km/h] (Section)	69.0 (800m)
Race State	Finished



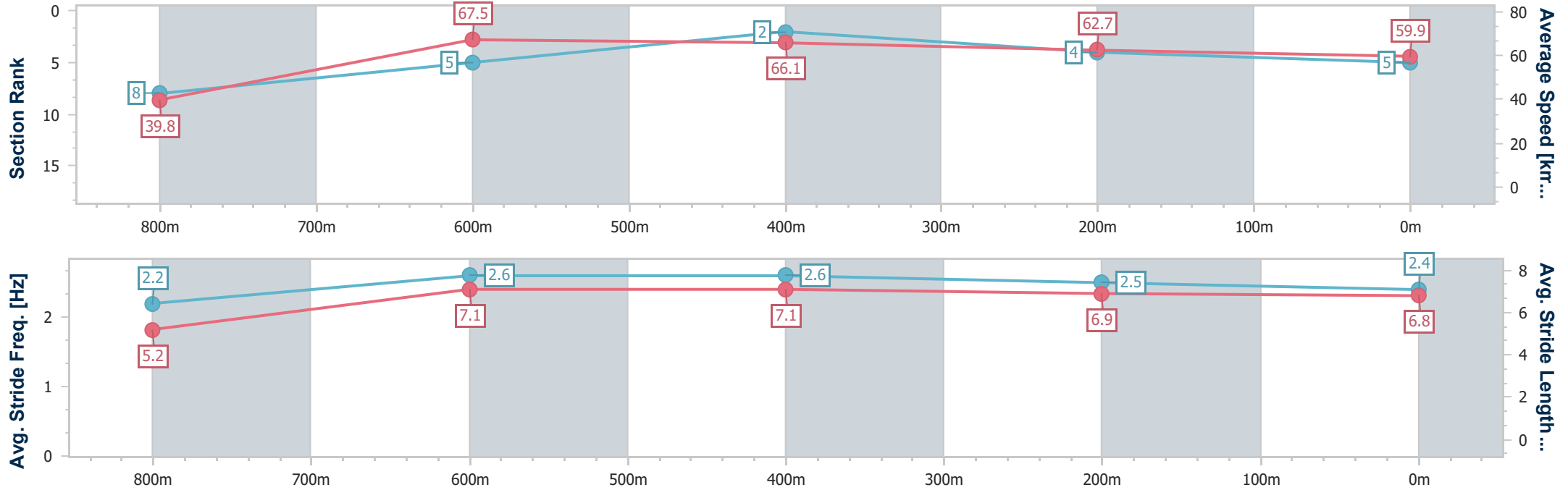
Toowoomba QLD Professional
 Race 3: THE AVENUE APARTMENTS BENCHMARK 58
 Handicap - 870m



22 July 2023 - 18:18

Track Rating: Good 4, Weather: Fine, Rail Position: True

Section	Overall	800m	600m	400m	200m
Section Times	0:51.28 [5] (0:06.36)	0:44.92 [8] (0:10.67)	0:34.25 [5] (0:10.85)	0:23.40 [2] (0:11.42)	0:11.98 [4] (0:11.98)
Average Speed [km/h]	39.8	67.5	66.1	62.7	59.9
Top Speed [km/h]	62.4	69.0	68.4	64.7	62.6
Avg. Dist. to Rail [m]	0.7	0.2	0.8	1.1	0.6
Avg. Stride Freq. [Hz]	2.2	2.6	2.6	2.5	2.4
Avg. Stride Length [m]	5.2	7.1	7.1	6.9	6.8



- [] Ranking at each section and finish
- .-.- No data available at this section
- NA No data available



Horse/Jockey Name	Thawra
Final Rank	6
Fastest Section Time (Section)	0:06.54 (Overall)
Top Speed [km/h] (Section)	67.5 (600m)
Race State	Finished



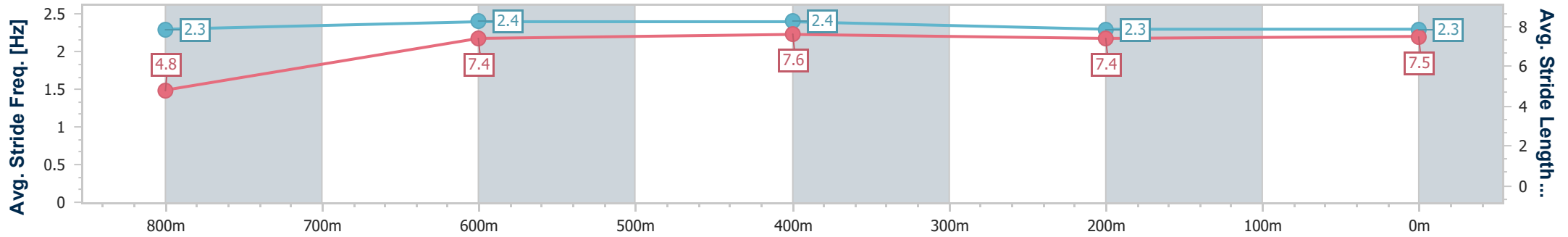
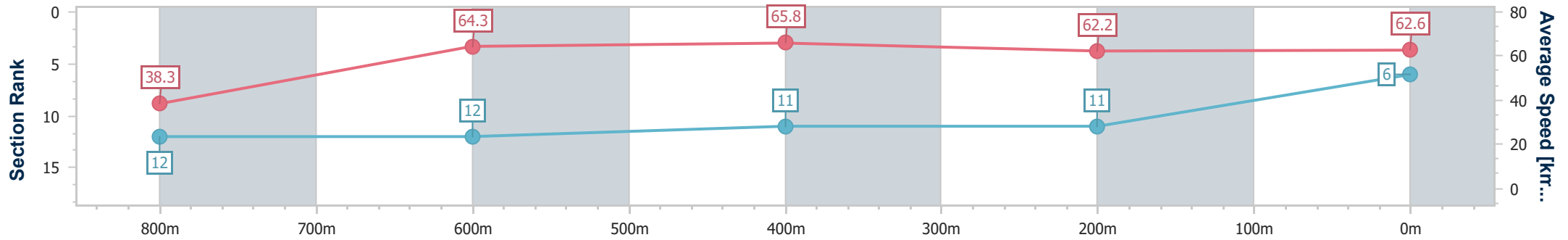
Toowoomba QLD Professional
Race 3: THE AVENUE APARTMENTS BENCHMARK 58
Handicap - 870m



22 July 2023 - 18:18

Track Rating: Good 4, Weather: Fine, Rail Position: True

Section	Overall	800m	600m	400m	200m
Section Times	0:51.76 [6] (0:06.54)	0:45.22 [12] (0:11.21)	0:34.01 [12] (0:10.95)	0:23.06 [11] (0:11.59)	0:11.47 [11] (0:11.47)
Average Speed [km/h]	38.3	64.3	65.8	62.2	62.6
Top Speed [km/h]	56.3	67.3	67.5	63.9	64.3
Avg. Dist. to Rail [m]	1.1	0.4	0.3	0.3	3.7
Avg. Stride Freq. [Hz]	2.3	2.4	2.4	2.3	2.3
Avg. Stride Length [m]	4.8	7.4	7.6	7.4	7.5



- [] Ranking at each section and finish
- .-.- No data available at this section
- NA No data available



Horse/Jockey Name	The Waiting Man
Final Rank	7
Fastest Section Time (Section)	0:06.23 (Overall)
Top Speed [km/h] (Section)	68.1 (800m)
Race State	Finished



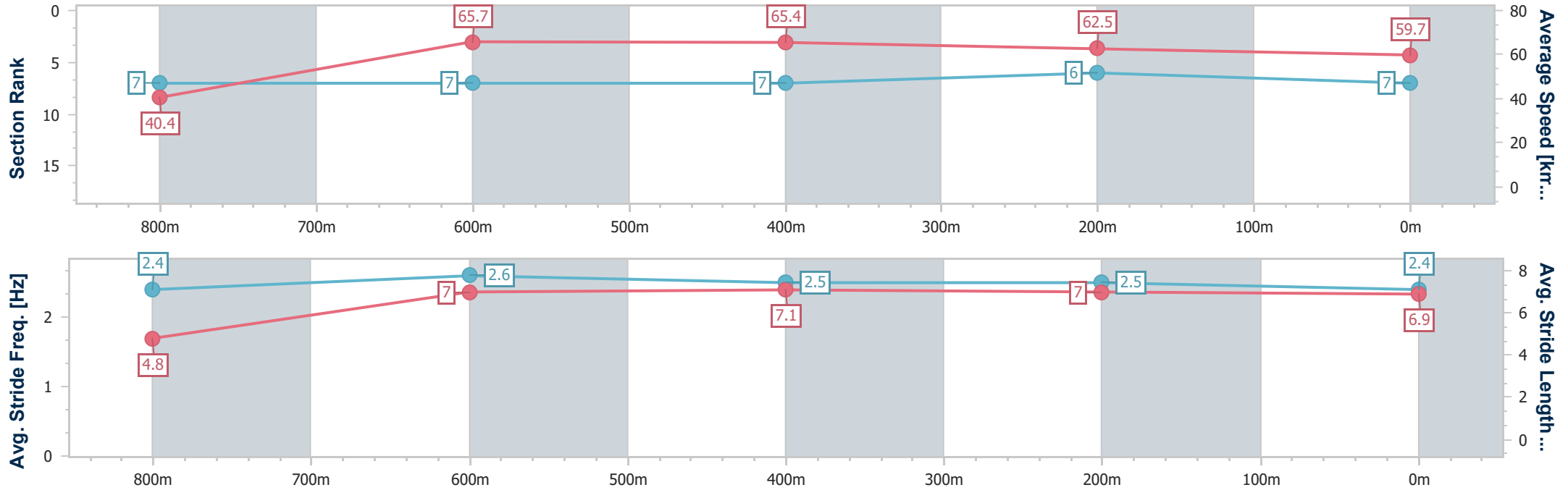
Toowoomba QLD Professional
 Race 3: THE AVENUE APARTMENTS BENCHMARK 58
 Handicap - 870m



22 July 2023 - 18:18

Track Rating: Good 4, Weather: Fine, Rail Position: True

Section	Overall	800m	600m	400m	200m
Section Times	0:51.81 [7] (0:06.23)	0:45.58 [7] (0:10.97)	0:34.61 [7] (0:10.98)	0:23.63 [7] (0:11.57)	0:12.06 [6] (0:12.06)
Average Speed [km/h]	40.4	65.7	65.4	62.5	59.7
Top Speed [km/h]	60.8	68.1	67.6	63.7	62.5
Avg. Dist. to Rail [m]	0.9	1.0	0.5	1.3	0.6
Avg. Stride Freq. [Hz]	2.4	2.6	2.5	2.5	2.4
Avg. Stride Length [m]	4.8	7.0	7.1	7.0	6.9



- [] Ranking at each section and finish
- .-.- No data available at this section
- NA No data available



Horse/Jockey Name	Outback Playboy
Final Rank	8
Fastest Section Time (Section)	0:06.44 (Overall)
Top Speed [km/h] (Section)	67.9 (600m)
Race State	Finished



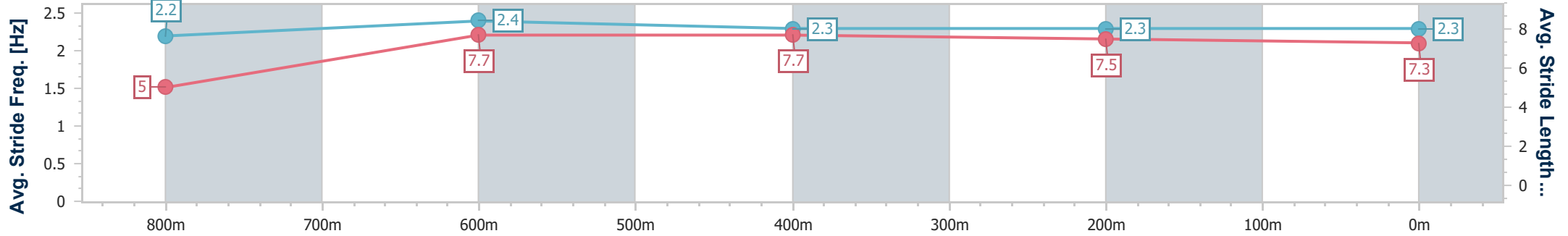
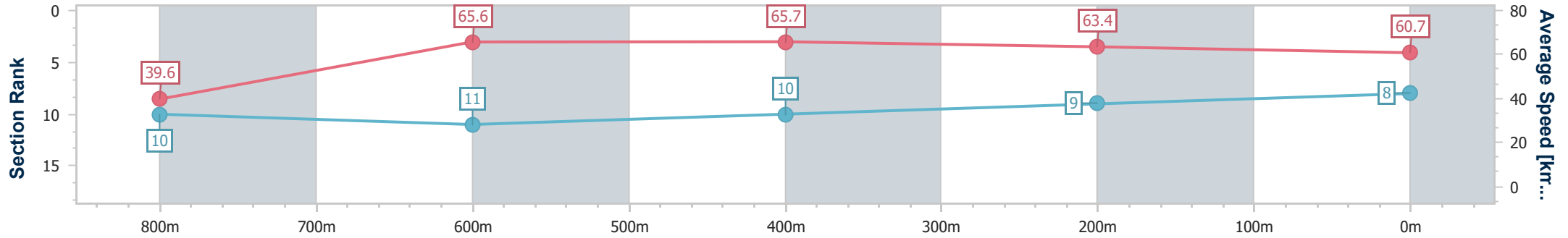
Toowoomba QLD Professional
 Race 3: THE AVENUE APARTMENTS BENCHMARK 58
 Handicap - 870m



22 July 2023 - 18:18

Track Rating: Good 4, Weather: Fine, Rail Position: True

Section	Overall	800m	600m	400m	200m
Section Times	0:51.95 [8] (0:06.44)	0:45.51 [10] (0:11.09)	0:34.42 [11] (0:11.11)	0:23.31 [10] (0:11.49)	0:11.82 [9] (0:11.82)
Average Speed [km/h]	39.6	65.6	65.7	63.4	60.7
Top Speed [km/h]	60.2	67.4	67.9	64.5	63.0
Avg. Dist. to Rail [m]	8.6	6.2	2.5	3.1	3.8
Avg. Stride Freq. [Hz]	2.2	2.4	2.3	2.3	2.3
Avg. Stride Length [m]	5.0	7.7	7.7	7.5	7.3



- [] Ranking at each section and finish
- .-.- No data available at this section
- NA No data available



Horse/Jockey Name	Leica Special
Final Rank	9
Fastest Section Time (Section)	0:06.19 (Overall)
Top Speed [km/h] (Section)	67.2 (800m)
Race State	Finished



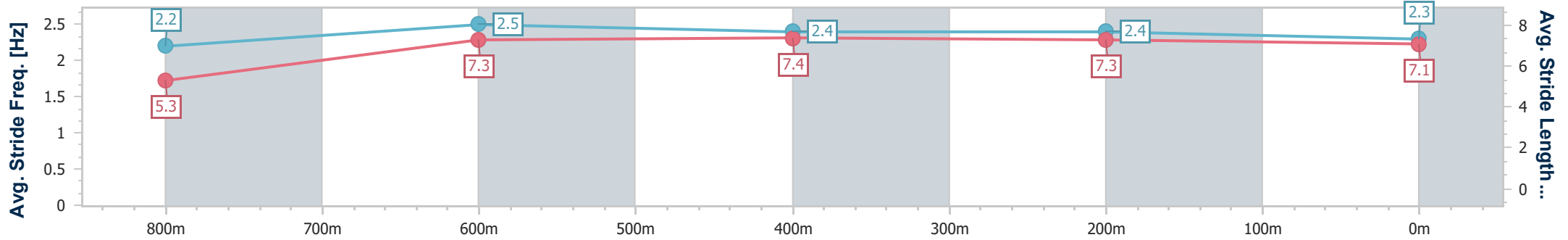
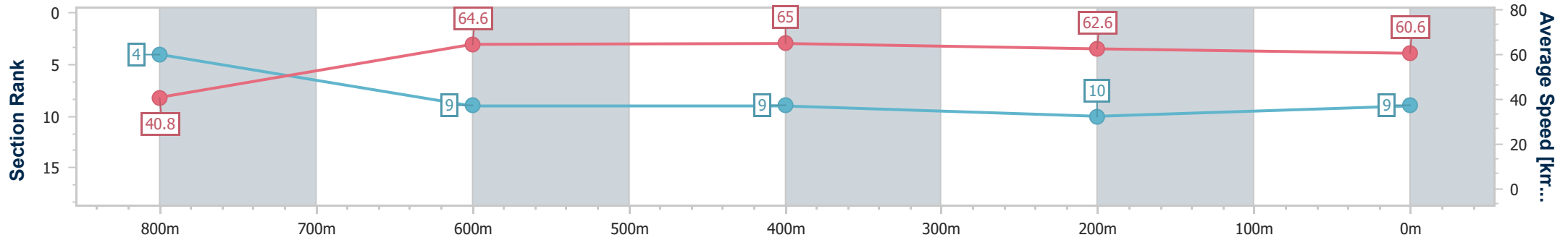
Toowoomba QLD Professional
 Race 3: THE AVENUE APARTMENTS BENCHMARK 58
 Handicap - 870m



22 July 2023 - 18:18

Track Rating: Good 4, Weather: Fine, Rail Position: True

Section	Overall	800m	600m	400m	200m
Section Times	0:52.03 [9] (0:06.19)	0:45.84 [4] (0:11.23)	0:34.61 [9] (0:11.21)	0:23.40 [9] (0:11.53)	0:11.87 [10] (0:11.87)
Average Speed [km/h]	40.8	64.6	65.0	62.6	60.6
Top Speed [km/h]	58.2	67.2	66.9	63.9	62.4
Avg. Dist. to Rail [m]	2.5	3.0	2.5	0.9	1.0
Avg. Stride Freq. [Hz]	2.2	2.5	2.4	2.4	2.3
Avg. Stride Length [m]	5.3	7.3	7.4	7.3	7.1



- [] Ranking at each section and finish
- .-.- No data available at this section
- NA No data available



Horse/Jockey Name	A Good Chance
Final Rank	10
Fastest Section Time (Section)	0:06.20 (Overall)
Top Speed [km/h] (Section)	69.3 (800m)
Race State	Finished



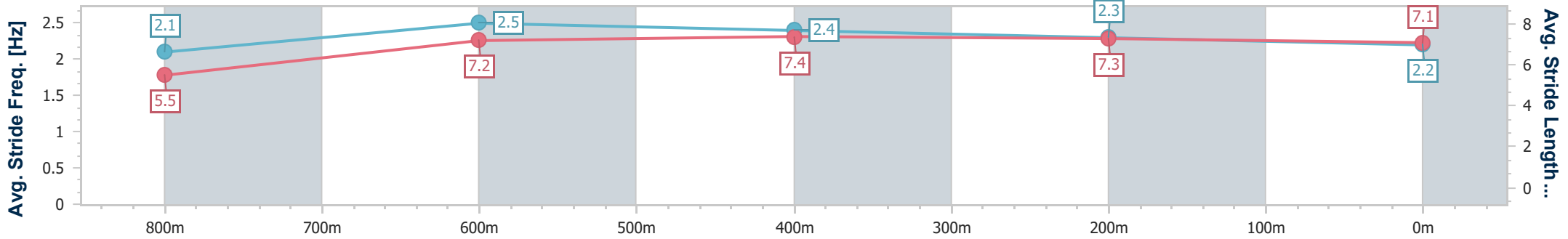
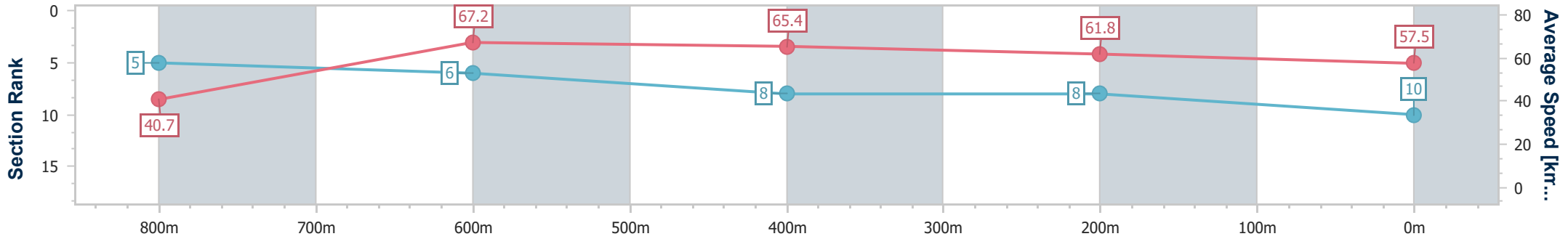
Toowoomba QLD Professional
 Race 3: THE AVENUE APARTMENTS BENCHMARK 58
 Handicap - 870m



22 July 2023 - 18:18

Track Rating: Good 4, Weather: Fine, Rail Position: True

Section	Overall	800m	600m	400m	200m
Section Times	0:52.52 [10] (0:06.20)	0:46.32 [5] (0:10.88)	0:35.44 [6] (0:11.22)	0:24.22 [8] (0:11.73)	0:12.49 [8] (0:12.49)
Average Speed [km/h]	40.7	67.2	65.4	61.8	57.5
Top Speed [km/h]	62.0	69.3	67.5	63.9	60.0
Avg. Dist. to Rail [m]	8.5	7.0	3.9	2.7	7.2
Avg. Stride Freq. [Hz]	2.1	2.5	2.4	2.3	2.2
Avg. Stride Length [m]	5.5	7.2	7.4	7.3	7.1



- [] Ranking at each section and finish
- .-.- No data available at this section
- NA No data available



Horse/Jockey Name	Maddison's Missile
Final Rank	11
Fastest Section Time (Section)	0:06.19 (Overall)
Top Speed [km/h] (Section)	69.2 (800m)
Race State	Finished



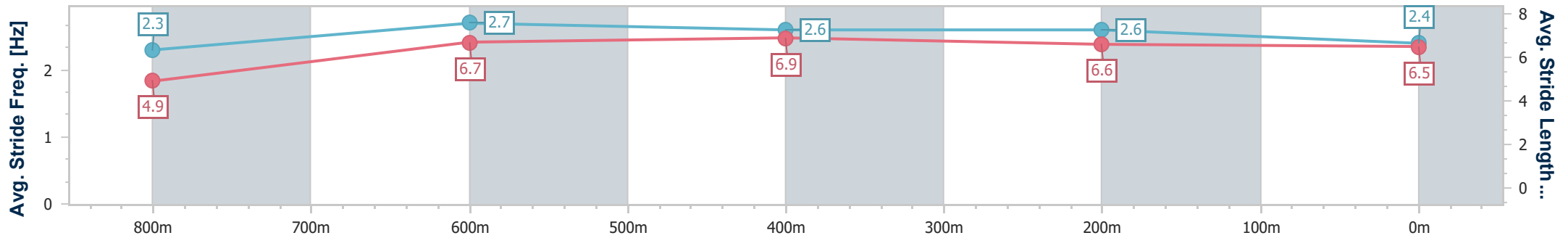
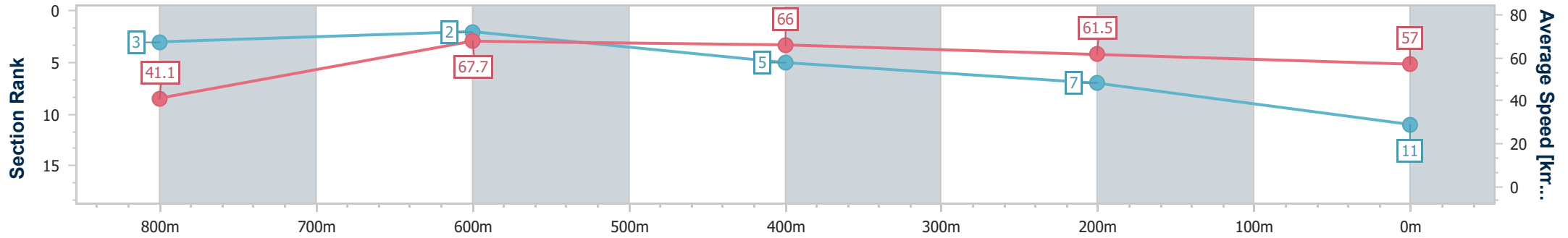
Toowoomba QLD Professional
 Race 3: THE AVENUE APARTMENTS BENCHMARK 58
 Handicap - 870m



22 July 2023 - 18:18

Track Rating: Good 4, Weather: Fine, Rail Position: True

Section	Overall	800m	600m	400m	200m
Section Times	0:52.58 [11] (0:06.19)	0:46.39 [3] (0:10.75)	0:35.64 [2] (0:11.18)	0:24.46 [5] (0:11.83)	0:12.63 [7] (0:12.63)
Average Speed [km/h]	41.1	67.7	66.0	61.5	57.0
Top Speed [km/h]	61.2	69.2	68.8	63.4	59.6
Avg. Dist. to Rail [m]	5.8	6.2	4.6	3.3	4.2
Avg. Stride Freq. [Hz]	2.3	2.7	2.6	2.6	2.4
Avg. Stride Length [m]	4.9	6.7	6.9	6.6	6.5



- [] Ranking at each section and finish
- .-.- No data available at this section
- NA No data available



Horse/Jockey Name	Dreamer's Gift
Final Rank	12
Fastest Section Time (Section)	0:06.42 (Overall)
Top Speed [km/h] (Section)	67.5 (800m)
Race State	Finished



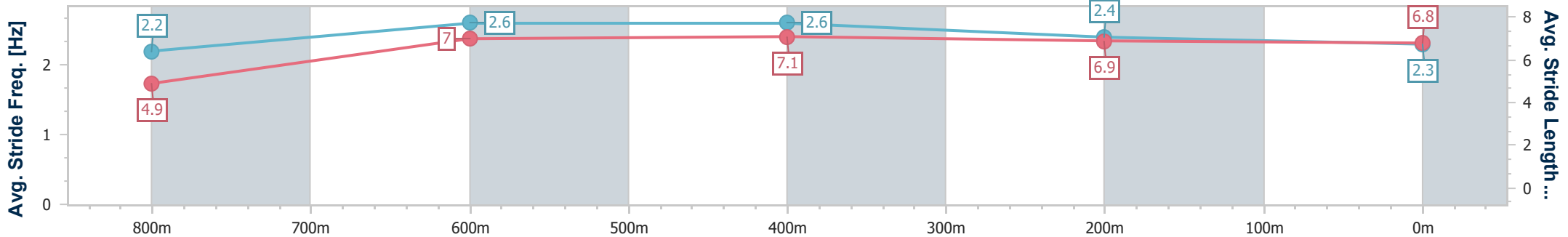
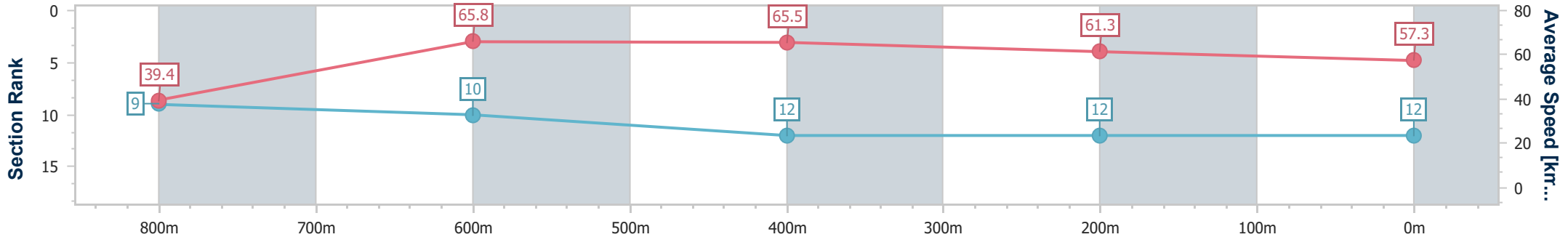
Toowoomba QLD Professional
 Race 3: THE AVENUE APARTMENTS BENCHMARK 58
 Handicap - 870m



22 July 2023 - 18:18

Track Rating: Good 4, Weather: Fine, Rail Position: True

Section	Overall	800m	600m	400m	200m
Section Times	0:53.21 [12] (0:06.42)	0:46.79 [9] (0:11.11)	0:35.68 [10] (0:11.23)	0:24.45 [12] (0:11.90)	0:12.55 [12] (0:12.55)
Average Speed [km/h]	39.4	65.8	65.5	61.3	57.3
Top Speed [km/h]	59.2	67.5	67.3	63.8	59.0
Avg. Dist. to Rail [m]	7.9	7.6	4.6	3.0	4.7
Avg. Stride Freq. [Hz]	2.2	2.6	2.6	2.4	2.3
Avg. Stride Length [m]	4.9	7.0	7.1	6.9	6.8



- [] Ranking at each section and finish
- .-.- No data available at this section
- NA No data available