



Toowoomba QLD Professional

Race 1: COOLAROO FOOTBALL CLUB BENCHMARK 62 Handicap - 1100m

22 July 2023 - 16:56



Track Rating: Good 4, Weather: Fine, Rail Position: True

Section		Field Times											Last 600m	
		Overall	1000m	800m	600m	400m	200m						0:35.60	
		1:05.83 (0:08.04)	0:57.79 (0:11.14)	0:46.65 (0:11.05)	0:35.60 (0:11.55)	0:24.05 (0:11.82)	0:12.23 (0:12.23)							
Rank	TAB	Horse/Jockey	Barrier	Top Speed [km/h]	Fastest Section								Margin	Distance Travelled [m]
1	6	FOREVER VOLO Kenji Yoshida	9	66.8 800m	0:08.12 Overall	1:05.83 [1] (0:08.12)	0:57.71 [2] (0:11.06)	0:46.65 [1] (0:11.05)	0:35.60 [1] (0:11.55)	0:24.05 [1] (0:11.82)	0:12.23 [1] (0:12.23)	1:05.83	0:35.60	
2	13	GALEKA Alisha Donald	1	66.4 600m	0:08.30 Overall	1:06.14 [2] (0:08.30)	0:57.84 [5] (0:11.23)	0:46.61 [3] (0:11.17)	0:35.44 [4] (0:11.45)	0:23.99 [4] (0:11.80)	0:12.19 [5] (0:12.19)	1.8L	0:35.44	-9
3	3	QUACKERY Nozi Tomizawa	6	68.1 800m	0:08.50 Overall	1:06.18 [3] (0:08.50)	0:57.68 [10] (0:11.18)	0:46.50 [6] (0:11.14)	0:35.36 [6] (0:11.46)	0:23.90 [6] (0:11.62)	0:12.28 [4] (0:12.28)	2L	0:35.36	+6
4	11	ROWDASH Adin Thompson	3	66.7 800m	0:08.27 Overall	1:06.23 [4] (0:08.27)	0:57.96 [4] (0:11.47)	0:46.49 [8] (0:11.13)	0:35.36 [7] (0:11.48)	0:23.88 [7] (0:11.67)	0:12.21 [6] (0:12.21)	2.2L	0:35.36	-1
5	7	DON'T DISS AROUND Jake Molloy	11	66.9 1000m	0:08.40 Overall	1:06.31 [5] (0:08.40)	0:57.91 [8] (0:11.31)	0:46.60 [7] (0:11.42)	0:35.18 [10] (0:11.31)	0:23.87 [9] (0:11.76)	0:12.11 [7] (0:12.11)	2.7L	0:35.18	+2
6	5	CALM SEEKER Madeleine Wishart	8	66.2 800m	0:08.23 Overall	1:06.35 [6] (0:08.23)	0:58.12 [3] (0:11.33)	0:46.79 [4] (0:11.08)	0:35.71 [3] (0:11.39)	0:24.32 [3] (0:11.86)	0:12.46 [3] (0:12.46)	2.9L	0:35.71	-4
7	8	KORUTO Nathan Fazackerley	4	66.8 800m	0:08.38 Overall	1:06.52 [7] (0:08.38)	0:58.14 [7] (0:11.50)	0:46.64 [10] (0:11.08)	0:35.56 [8] (0:11.42)	0:24.14 [8] (0:11.83)	0:12.31 [8] (0:12.31)	3.9L	0:35.56	-3
8	4	UNCLE FRANK Sariah Champkin	14	67.9 800m	0:08.37 Overall	1:06.68 [8] (0:08.37)	0:58.31 [6] (0:11.22)	0:47.09 [5] (0:11.11)	0:35.98 [5] (0:11.48)	0:24.50 [5] (0:12.06)	0:12.44 [9] (0:12.44)	4.7L	0:35.98	+4
9	1	DARK HORSE Stacey Callow	2	67.4 800m	0:08.04 Overall	1:06.72 [9] (0:08.04)	0:58.68 [1] (0:11.14)	0:47.54 [1] (0:11.06)	0:36.48 [2] (0:11.56)	0:24.92 [2] (0:12.00)	0:12.92 [2] (0:12.92)	4.9L	0:36.48	-4
10	9	TUSCANY BOUND Hannah Richardson	7	64.8 1000m	0:08.90 Overall	1:07.91 [10] (0:08.90)	0:59.01 [11] (0:11.63)	0:47.38 [11] (0:11.37)	0:36.01 [11] (0:11.75)	0:24.26 [11] (0:12.11)	0:12.15 [11] (0:12.15)	11.9L	0:36.01	-7

Scratched: Sensational Reward (#2), Alert And Ready (#10), Champinsky (#12), Sophia's Lass (#14)



Toowoomba QLD Professional
Race 1: COOLAROO FOOTBALL CLUB BENCHMARK 62 Handicap - 1100m

22 July 2023 - 16:56



Track Rating: Good 4, Weather: Fine, Rail Position: True

Section	Overall	1000m	800m	600m	400m	200m	Last 600m
Field Times	1:05.83 (0:08.04)	0:57.79 (0:11.14)	0:46.65 (0:11.05)	0:35.60 (0:11.55)	0:24.05 (0:11.82)	0:12.23 (0:12.23)	0:35.60

Rank	TAB	Horse/Jockey	Barrier	Top Speed [km/h]	Fastest Section	Overall	1000m	800m	600m	400m	200m	Margin	Distance Travelled [m]	
11	15	NEWITT	12	66.0	0:08.44	1:08.02 [11]	0:59.58 [9]	0:48.28 [8]	0:37.02 [9]	0:25.36 [10]	0:13.04 [10]	12.4L	0:37.02	+3
		Wanderson D'Avila		1000m	Overall	(0:08.44)	(0:11.30)	(0:11.26)	(0:11.66)	(0:12.32)	(0:13.04)			

Scratched: Sensational Reward (#2), Alert And Ready (#10), Champinsky (#12), Sophia's Lass (#14)



Horse/Jockey Name	Forever Volo
Final Rank	1
Fastest Section Time (Section)	0:08.12 (Overall)
Top Speed [km/h] (Section)	66.8 (800m)
Race State	Finished

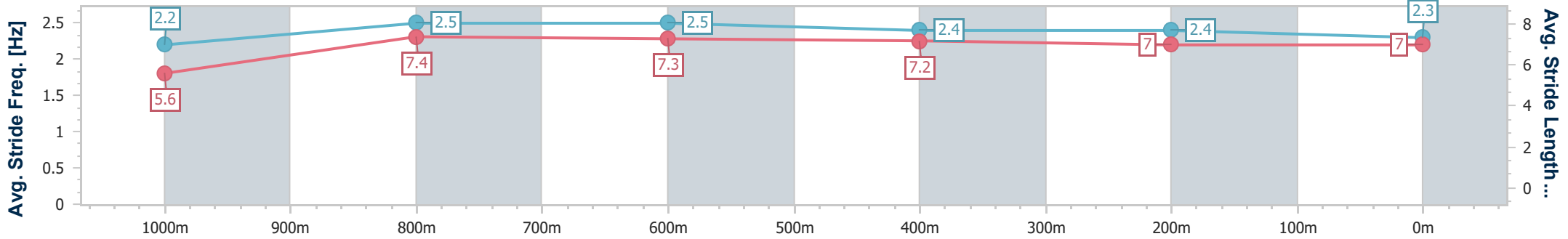
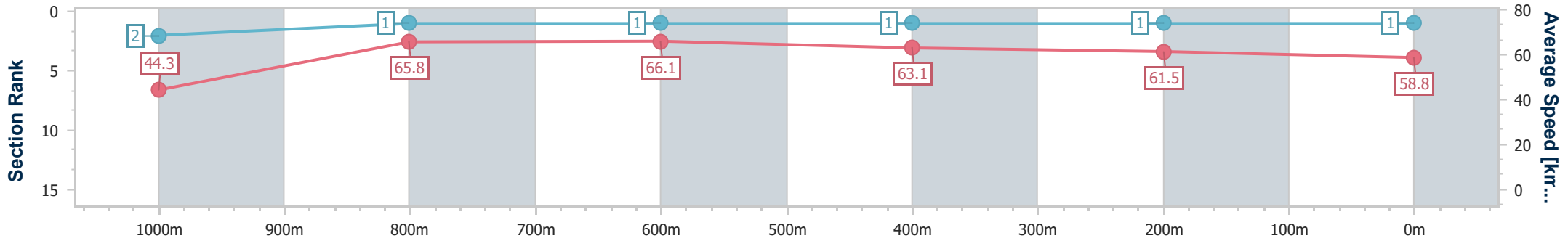


Toowoomba QLD Professional
 Race 1: COOLAROO FOOTBALL CLUB BENCHMARK 62
 Handicap - 1100m
 22 July 2023 - 16:56



Track Rating: Good 4, Weather: Fine, Rail Position: True

Section	Overall	1000m	800m	600m	400m	200m
Section Times	1:05.83 [1] (0:08.12)	0:57.71 [2] (0:11.06)	0:46.65 [1] (0:11.05)	0:35.60 [1] (0:11.55)	0:24.05 [1] (0:11.82)	0:12.23 [1] (0:12.23)
Average Speed [km/h]	44.3	65.8	66.1	63.1	61.5	58.8
Top Speed [km/h]	62.7	66.7	66.8	64.5	62.8	61.1
Avg. Dist. to Rail [m]	6.7	3.0	3.7	2.6	2.6	0.6
Avg. Stride Freq. [Hz]	2.2	2.5	2.5	2.4	2.4	2.3
Avg. Stride Length [m]	5.6	7.4	7.3	7.2	7.0	7.0



- [] Ranking at each section and finish
- .-.- No data available at this section
- NA No data available



Horse/Jockey Name	Galeka
Final Rank	2
Fastest Section Time (Section)	0:08.30 (Overall)
Top Speed [km/h] (Section)	66.4 (600m)
Race State	Finished

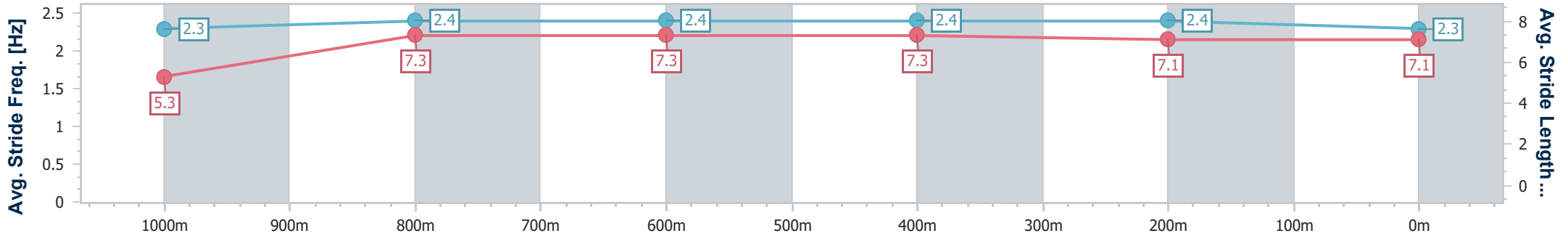
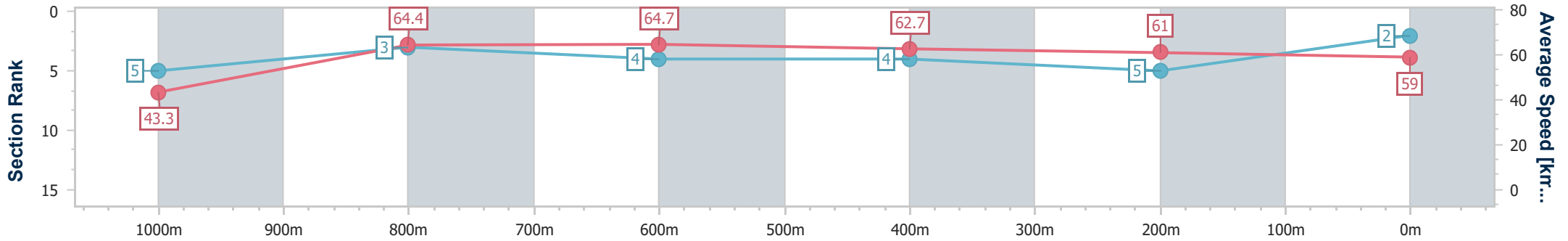


Toowoomba QLD Professional
 Race 1: COOLAROO FOOTBALL CLUB BENCHMARK 62
 Handicap - 1100m
 22 July 2023 - 16:56



Track Rating: Good 4, Weather: Fine, Rail Position: True

Section	Overall	1000m	800m	600m	400m	200m
Section Times	1:06.14 [2] (0:08.30)	0:57.84 [5] (0:11.23)	0:46.61 [3] (0:11.17)	0:35.44 [4] (0:11.45)	0:23.99 [4] (0:11.80)	0:12.19 [5] (0:12.19)
Average Speed [km/h]	43.3	64.4	64.7	62.7	61.0	59.0
Top Speed [km/h]	62.4	66.3	65.7	66.4	62.1	60.9
Avg. Dist. to Rail [m]	1.2	0.9	1.1	0.5	0.3	0.9
Avg. Stride Freq. [Hz]	2.3	2.4	2.4	2.4	2.4	2.3
Avg. Stride Length [m]	5.3	7.3	7.3	7.3	7.1	7.1



- [] Ranking at each section and finish
- .-.- No data available at this section
- NA No data available



Horse/Jockey Name	Quackery
Final Rank	3
Fastest Section Time (Section)	0:08.50 (Overall)
Top Speed [km/h] (Section)	68.1 (800m)
Race State	Finished

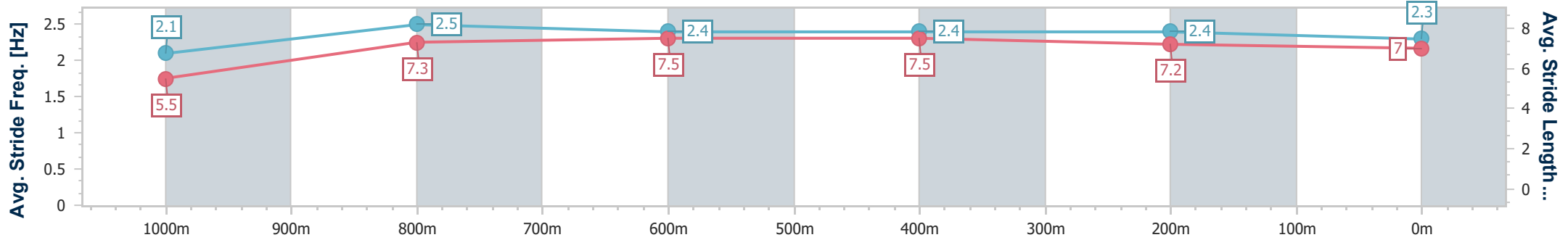
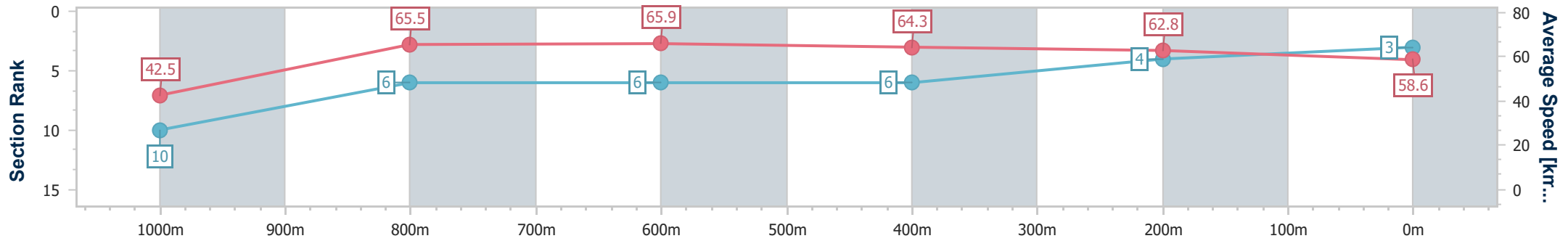


Toowoomba QLD Professional
 Race 1: COOLAROO FOOTBALL CLUB BENCHMARK 62
 Handicap - 1100m
 22 July 2023 - 16:56



Track Rating: Good 4, Weather: Fine, Rail Position: True

Section	Overall	1000m	800m	600m	400m	200m
Section Times	1:06.18 [3] (0:08.50)	0:57.68 [10] (0:11.18)	0:46.50 [6] (0:11.14)	0:35.36 [6] (0:11.46)	0:23.90 [6] (0:11.62)	0:12.28 [4] (0:12.28)
Average Speed [km/h]	42.5	65.5	65.9	64.3	62.8	58.6
Top Speed [km/h]	61.5	66.8	68.1	65.6	63.7	62.1
Avg. Dist. to Rail [m]	6.2	5.2	5.5	4.4	3.6	2.1
Avg. Stride Freq. [Hz]	2.1	2.5	2.4	2.4	2.4	2.3
Avg. Stride Length [m]	5.5	7.3	7.5	7.5	7.2	7.0



- [] Ranking at each section and finish
- .-.- No data available at this section
- NA No data available



Horse/Jockey Name	Rowdash
Final Rank	4
Fastest Section Time (Section)	0:08.27 (Overall)
Top Speed [km/h] (Section)	66.7 (800m)
Race State	Finished

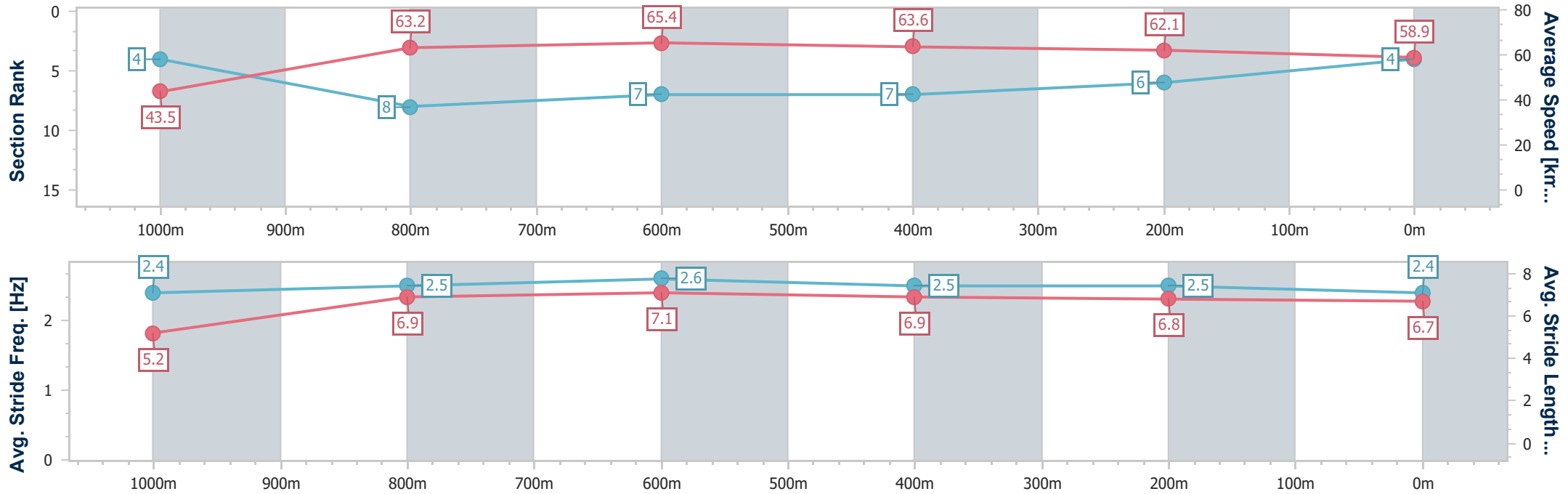


Toowoomba QLD Professional
 Race 1: COOLAROO FOOTBALL CLUB BENCHMARK 62
 Handicap - 1100m
 22 July 2023 - 16:56



Track Rating: Good 4, Weather: Fine, Rail Position: True

Section	Overall	1000m	800m	600m	400m	200m
Section Times	1:06.23 [4] (0:08.27)	0:57.96 [4] (0:11.47)	0:46.49 [8] (0:11.13)	0:35.36 [7] (0:11.48)	0:23.88 [7] (0:11.67)	0:12.21 [6] (0:12.21)
Average Speed [km/h]	43.5	63.2	65.4	63.6	62.1	58.9
Top Speed [km/h]	61.3	64.4	66.7	66.3	63.5	61.5
Avg. Dist. to Rail [m]	3.8	2.0	3.4	3.2	1.4	0.6
Avg. Stride Freq. [Hz]	2.4	2.5	2.6	2.5	2.5	2.4
Avg. Stride Length [m]	5.2	6.9	7.1	6.9	6.8	6.7



- [] Ranking at each section and finish
- .-.- No data available at this section
- NA No data available



Horse/Jockey Name	Don't Diss Around
Final Rank	5
Fastest Section Time (Section)	0:08.40 (Overall)
Top Speed [km/h] (Section)	66.9 (1000m)
Race State	Finished

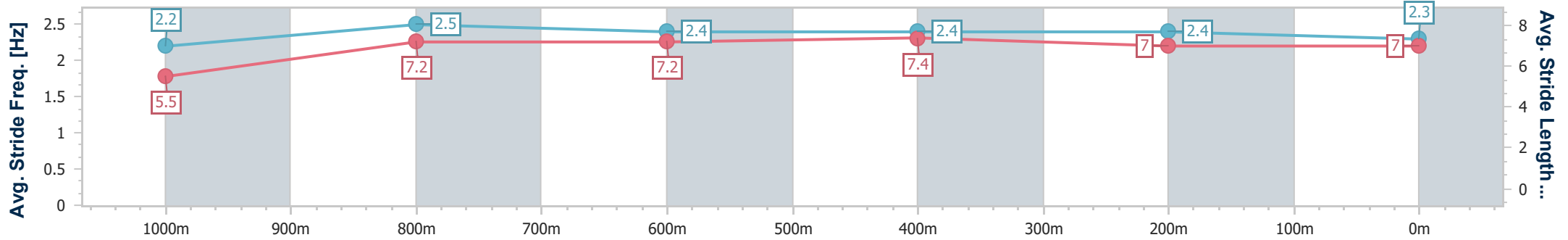
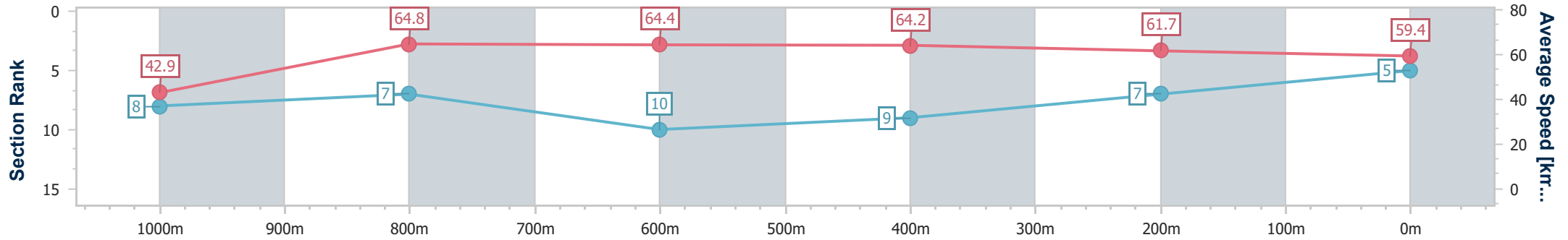


Toowoomba QLD Professional
 Race 1: COOLAROO FOOTBALL CLUB BENCHMARK 62
 Handicap - 1100m
 22 July 2023 - 16:56



Track Rating: Good 4, Weather: Fine, Rail Position: True

Section	Overall	1000m	800m	600m	400m	200m
Section Times	1:06.31 [5] (0:08.40)	0:57.91 [8] (0:11.31)	0:46.60 [7] (0:11.42)	0:35.18 [10] (0:11.31)	0:23.87 [9] (0:11.76)	0:12.11 [7]
Average Speed [km/h]	42.9	64.8	64.4	64.2	61.7	59.4
Top Speed [km/h]	60.7	66.9	66.2	66.1	62.9	61.4
Avg. Dist. to Rail [m]	8.9	5.7	5.3	2.1	1.8	3.5
Avg. Stride Freq. [Hz]	2.2	2.5	2.4	2.4	2.4	2.3
Avg. Stride Length [m]	5.5	7.2	7.2	7.4	7.0	7.0



- [] Ranking at each section and finish
- .-.- No data available at this section
- NA No data available



Horse/Jockey Name	Calm Seeker
Final Rank	6
Fastest Section Time (Section)	0:08.23 (Overall)
Top Speed [km/h] (Section)	66.2 (800m)
Race State	Finished

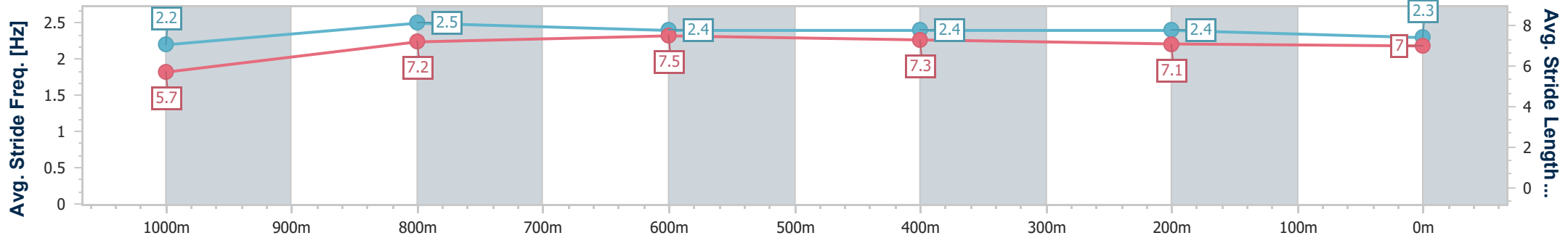
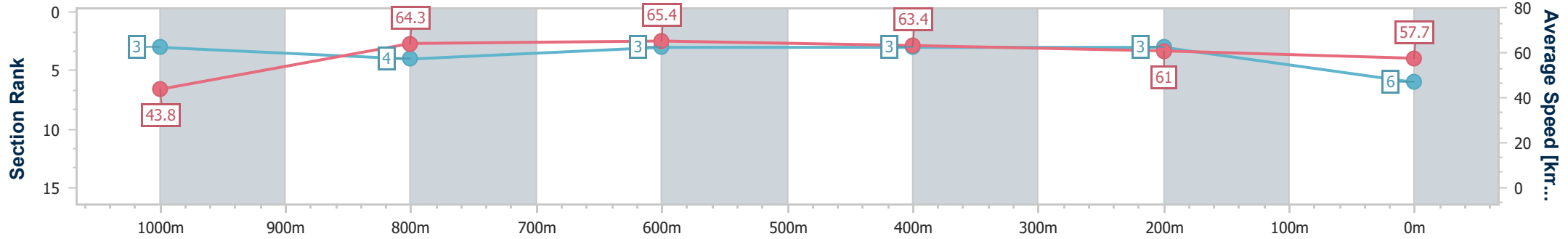


Toowoomba QLD Professional
 Race 1: COOLAROO FOOTBALL CLUB BENCHMARK 62
 Handicap - 1100m
 22 July 2023 - 16:56



Track Rating: Good 4, Weather: Fine, Rail Position: True

Section	Overall	1000m	800m	600m	400m	200m
Section Times	1:06.35 [6] (0:08.23)	0:58.12 [3] (0:11.33)	0:46.79 [4] (0:11.08)	0:35.71 [3] (0:11.39)	0:24.32 [3] (0:11.86)	0:12.46 [3] (0:12.46)
Average Speed [km/h]	43.8	64.3	65.4	63.4	61.0	57.7
Top Speed [km/h]	62.1	65.9	66.2	65.5	61.7	60.3
Avg. Dist. to Rail [m]	9.4	4.3	1.3	0.4	2.3	2.6
Avg. Stride Freq. [Hz]	2.2	2.5	2.4	2.4	2.4	2.3
Avg. Stride Length [m]	5.7	7.2	7.5	7.3	7.1	7.0



- [] Ranking at each section and finish
- .-.- No data available at this section
- NA No data available



Horse/Jockey Name	Koruto
Final Rank	7
Fastest Section Time (Section)	0:08.38 (Overall)
Top Speed [km/h] (Section)	66.8 (800m)
Race State	Finished

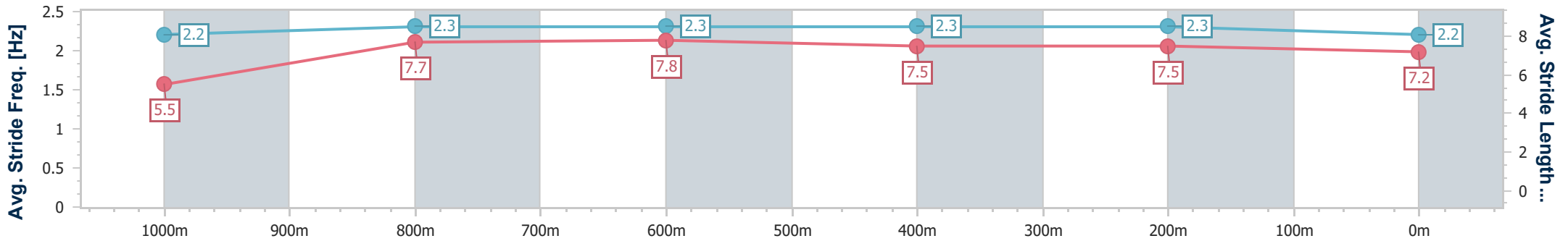
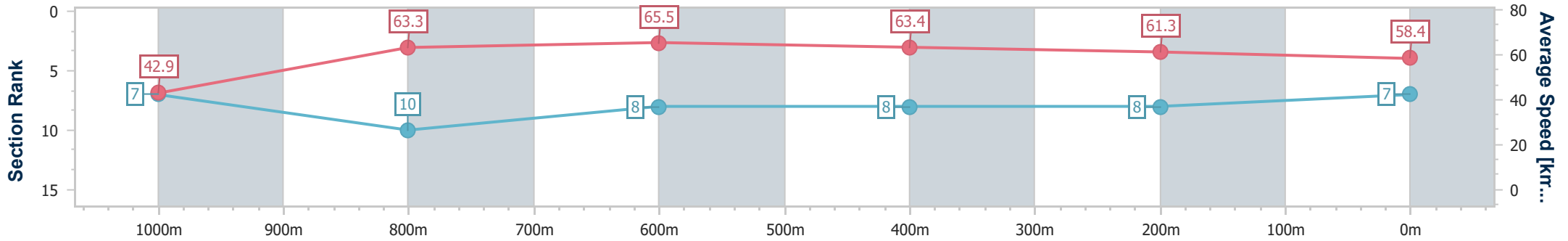


Toowoomba QLD Professional
 Race 1: COOLAROO FOOTBALL CLUB BENCHMARK 62
 Handicap - 1100m
 22 July 2023 - 16:56



Track Rating: Good 4, Weather: Fine, Rail Position: True

Section	Overall	1000m	800m	600m	400m	200m
Section Times	1:06.52 [7] (0:08.38)	0:58.14 [7] (0:11.50)	0:46.64 [10] (0:11.08)	0:35.56 [8] (0:11.42)	0:24.14 [8] (0:11.83)	0:12.31 [8] (0:12.31)
Average Speed [km/h]	42.9	63.3	65.5	63.4	61.3	58.4
Top Speed [km/h]	61.7	65.0	66.8	65.1	62.1	61.1
Avg. Dist. to Rail [m]	6.5	4.0	1.9	1.1	2.5	3.3
Avg. Stride Freq. [Hz]	2.2	2.3	2.3	2.3	2.3	2.2
Avg. Stride Length [m]	5.5	7.7	7.8	7.5	7.5	7.2



- [] Ranking at each section and finish
- .-.- No data available at this section
- NA No data available



Horse/Jockey Name	Uncle Frank
Final Rank	8
Fastest Section Time (Section)	0:08.37 (Overall)
Top Speed [km/h] (Section)	67.9 (800m)
Race State	Finished

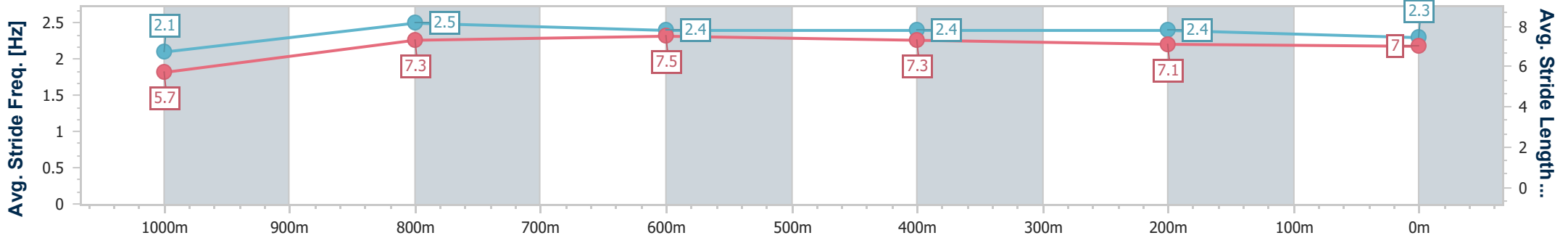
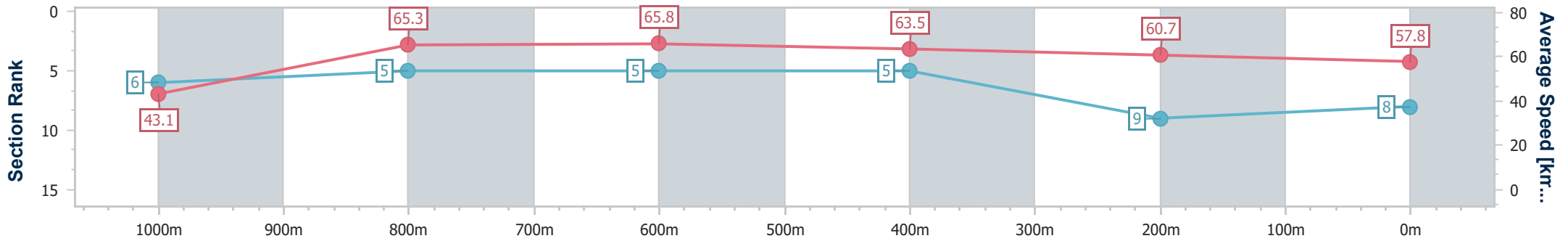


Toowoomba QLD Professional
 Race 1: COOLAROO FOOTBALL CLUB BENCHMARK 62
 Handicap - 1100m
 22 July 2023 - 16:56



Track Rating: Good 4, Weather: Fine, Rail Position: True

Section	Overall	1000m	800m	600m	400m	200m
Section Times	1:06.68 [8] (0:08.37)	0:58.31 [6] (0:11.22)	0:47.09 [5] (0:11.11)	0:35.98 [5] (0:11.48)	0:24.50 [5] (0:12.06)	0:12.44 [9] (0:12.44)
Average Speed [km/h]	43.1	65.3	65.8	63.5	60.7	57.8
Top Speed [km/h]	64.5	66.6	67.9	65.6	62.3	59.7
Avg. Dist. to Rail [m]	10.7	6.2	3.8	2.5	5.0	6.7
Avg. Stride Freq. [Hz]	2.1	2.5	2.4	2.4	2.4	2.3
Avg. Stride Length [m]	5.7	7.3	7.5	7.3	7.1	7.0



- [] Ranking at each section and finish
- .-.- No data available at this section
- NA No data available



Horse/Jockey Name	Dark Horse
Final Rank	9
Fastest Section Time (Section)	0:08.04 (Overall)
Top Speed [km/h] (Section)	67.4 (800m)
Race State	Finished

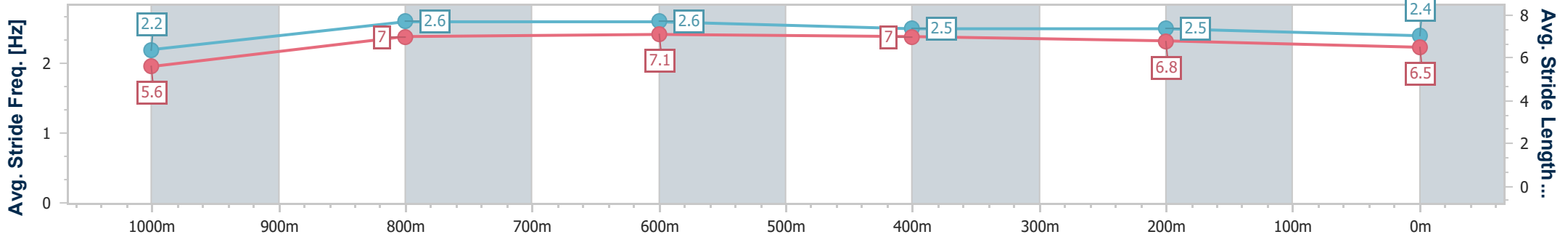
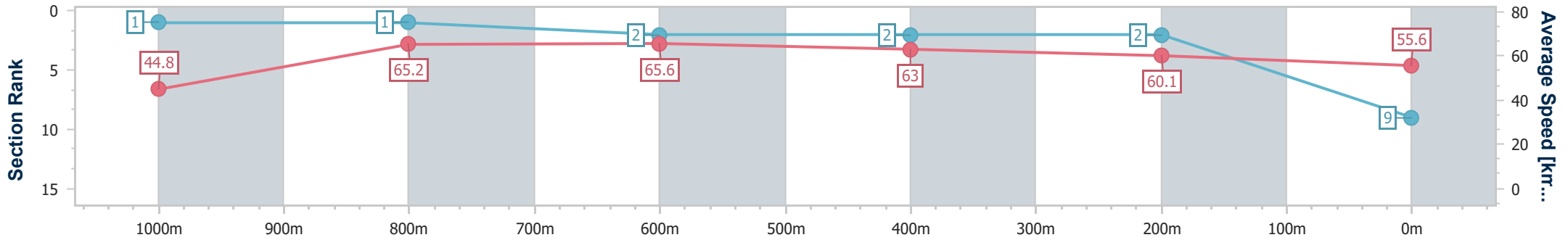


Toowoomba QLD Professional
 Race 1: COOLAROO FOOTBALL CLUB BENCHMARK 62
 Handicap - 1100m
 22 July 2023 - 16:56



Track Rating: Good 4, Weather: Fine, Rail Position: True

Section	Overall	1000m	800m	600m	400m	200m
Section Times	1:06.72 [9] (0:08.04)	0:58.68 [1] (0:11.14)	0:47.54 [1] (0:11.06)	0:36.48 [2] (0:11.56)	0:24.92 [2] (0:12.00)	0:12.92 [2] (0:12.92)
Average Speed [km/h]	44.8	65.2	65.6	63.0	60.1	55.6
Top Speed [km/h]	64.8	66.0	67.4	65.9	62.3	58.6
Avg. Dist. to Rail [m]	4.4	2.7	2.6	2.1	0.9	0.5
Avg. Stride Freq. [Hz]	2.2	2.6	2.6	2.5	2.5	2.4
Avg. Stride Length [m]	5.6	7.0	7.1	7.0	6.8	6.5



- [] Ranking at each section and finish
- .-.- No data available at this section
- NA No data available



Horse/Jockey Name	Tuscany Bound
Final Rank	10
Fastest Section Time (Section)	0:08.90 (Overall)
Top Speed [km/h] (Section)	64.8 (1000m)
Race State	Finished

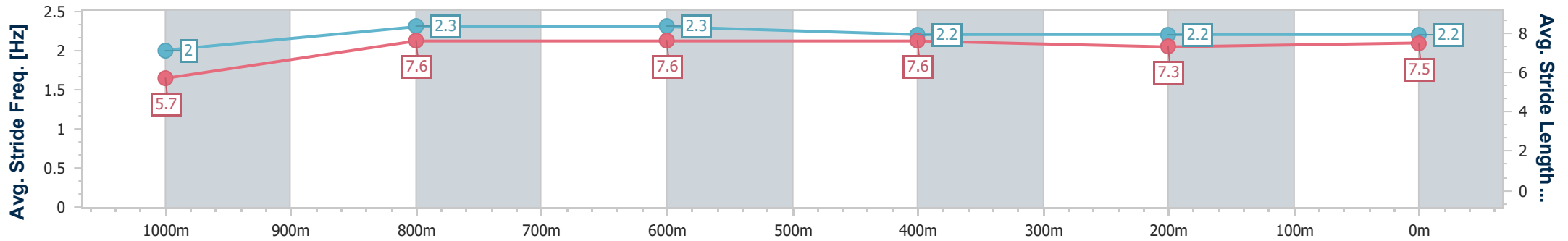
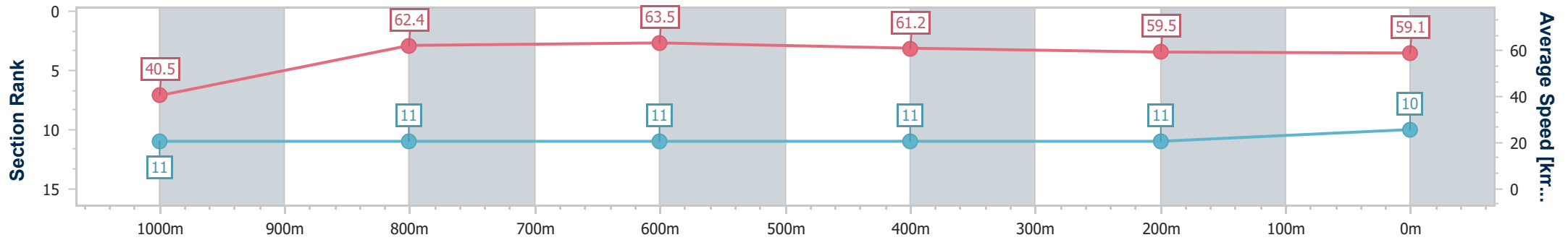


Toowoomba QLD Professional
 Race 1: COOLAROO FOOTBALL CLUB BENCHMARK 62
 Handicap - 1100m
 22 July 2023 - 16:56



Track Rating: Good 4, Weather: Fine, Rail Position: True

Section	Overall	1000m	800m	600m	400m	200m
Section Times	1:07.91 [10] (0:08.90)	0:59.01 [11] (0:11.63)	0:47.38 [11] (0:11.37)	0:36.01 [11] (0:11.75)	0:24.26 [11] (0:12.11)	0:12.15 [11] (0:12.15)
Average Speed [km/h]	40.5	62.4	63.5	61.2	59.5	59.1
Top Speed [km/h]	58.3	64.8	64.3	63.7	60.5	59.9
Avg. Dist. to Rail [m]	8.0	2.8	0.5	0.4	1.0	1.3
Avg. Stride Freq. [Hz]	2.0	2.3	2.3	2.2	2.2	2.2
Avg. Stride Length [m]	5.7	7.6	7.6	7.6	7.3	7.5



- [] Ranking at each section and finish
- .-.- No data available at this section
- NA No data available



Horse/Jockey Name	Newitt
Final Rank	11
Fastest Section Time (Section)	0:08.44 (Overall)
Top Speed [km/h] (Section)	66.0 (1000m)
Race State	Finished

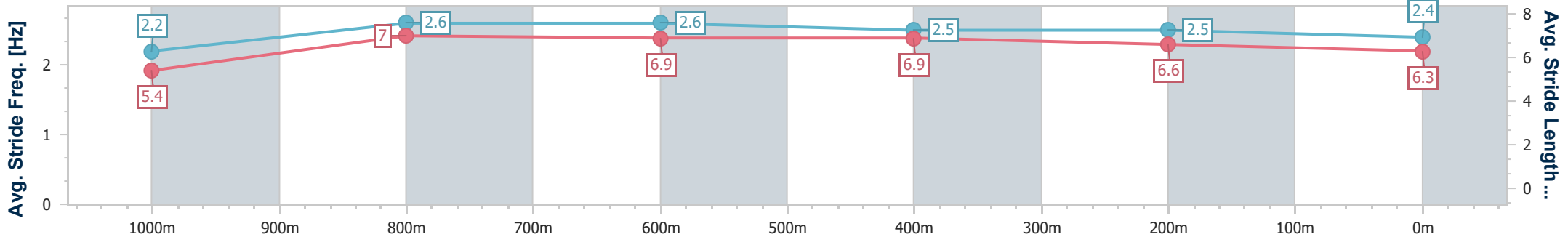
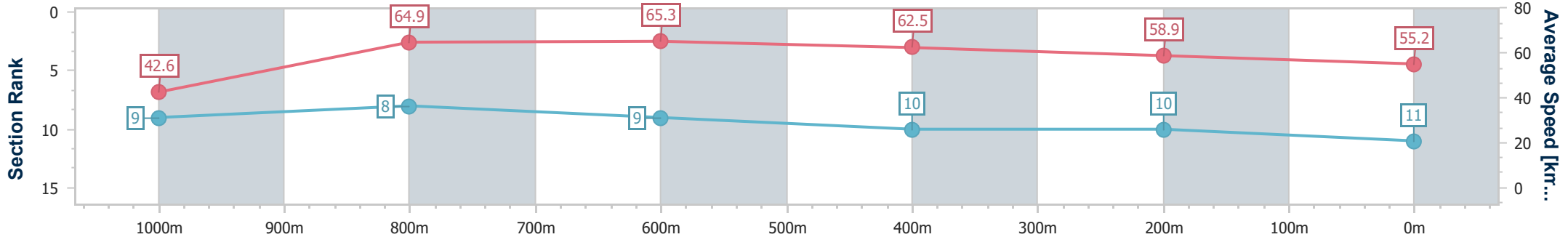


Toowoomba QLD Professional
 Race 1: COOLAROO FOOTBALL CLUB BENCHMARK 62
 Handicap - 1100m
 22 July 2023 - 16:56



Track Rating: Good 4, Weather: Fine, Rail Position: True

Section	Overall	1000m	800m	600m	400m	200m
Section Times	1:08.02 [11] (0:08.44)	0:59.58 [9] (0:11.30)	0:48.28 [8] (0:11.26)	0:37.02 [9] (0:11.66)	0:25.36 [10] (0:12.32)	0:13.04 [10] (0:13.04)
Average Speed [km/h]	42.6	64.9	65.3	62.5	58.9	55.2
Top Speed [km/h]	61.2	66.0	65.8	64.7	60.0	58.1
Avg. Dist. to Rail [m]	10.0	5.5	4.8	2.3	2.6	6.1
Avg. Stride Freq. [Hz]	2.2	2.6	2.6	2.5	2.5	2.4
Avg. Stride Length [m]	5.4	7.0	6.9	6.9	6.6	6.3



- [] Ranking at each section and finish
- .-.- No data available at this section
- NA No data available