

Track Rating: Soft 5, Weather: Overcast, Rail Position: 4m

| Section | | | | | | | | | | | | | Last 600m | |
|-------------|-----|---------------------------------|----------------------|----------------------|----------------------|---------------------------|---------------------------|---------------------------|---------------------------|---------------------------|---------------------------|---------|------------------------|-----|
| Field Times | | Overall | 1000m | 800m | 600m | 400m | 200m | | | | | | 0:35.54 | |
| | | 1:12.59 (0:13.16) | 0:59.43 (0:11.64) | 0:47.79 (0:12.25) | 0:35.54 (0:11.99) | 0:23.55 (0:11.41) | 0:12.14 (0:12.14) | | | | | | | |
| Rank | TAB | Horse/Jockey | Barrier | Top Speed [km/h] | Fastest Section | | | | | | | Margin | Distance Travelled [m] | |
| 1 | 2 | LITTLE VISTA Luke Tarrant | 12 | 66.4 Overall | 0:11.41 400m | 1:12.59 [1] (0:13.16) | 0:59.43 [1] (0:11.64) | 0:47.79 [1] (0:12.25) | 0:35.54 [1] (0:11.99) | 0:23.55 [1] (0:11.41) | 0:12.14 [1] (0:12.14) | 1:12.59 | 0:35.54 | |
| 2 | 15 | VONZITHER Taylor Marshall | 2 | 65.8 400m | 0:11.20 400m | 1:12.74 [2] (0:13.66) | 0:59.08 [6] (0:11.72) | 0:47.36 [6] (0:12.22) | 0:35.14 [7] (0:12.03) | 0:23.11 [7] (0:11.20) | 0:11.91 [3] (0:11.91) | 0.8L | 0:35.14 | +5 |
| 3 | 13 | ZI WIN Justin Huxtable | 22 | 67.3 Overall | 0:11.48 400m | 1:12.78 [3] (0:13.35) | 0:59.43 [2] (0:11.70) | 0:47.73 [2] (0:12.17) | 0:35.56 [2] (0:12.03) | 0:23.53 [2] (0:11.48) | 0:12.05 [2] (0:12.05) | 1L | 0:35.56 | +2 |
| 4 | 14 | ISRAELITE BAY James Orman | 13 | 66.5 400m | 0:11.04 400m | 1:13.01 [4] (0:14.24) | 0:58.77 [12] (0:11.77) | 0:47.00 [12] (0:12.20) | 0:34.80 [12] (0:11.93) | 0:22.87 [12] (0:11.04) | 0:11.83 [8] (0:11.83) | 2.3L | 0:34.80 | +7 |
| 5 | 11 | SECRET MEMO Emily Lang | 6 | 66.3 1000m | 0:11.59 400m | 1:13.09 [5] (0:13.43) | 0:59.66 [3] (0:11.66) | 0:48.00 [3] (0:12.21) | 0:35.79 [3] (0:11.98) | 0:23.81 [3] (0:11.59) | 0:12.22 [4] (0:12.22) | 2.7L | 0:35.79 | +1 |
| 6 | 3 | MY ODETTE Ryan Wiggins | 14 | 66.6 Overall | 0:11.54 400m | 1:13.21 [6] (0:13.51) | 0:59.70 [4] (0:11.72) | 0:47.98 [4] (0:12.25) | 0:35.73 [5] (0:12.00) | 0:23.73 [4] (0:11.54) | 0:12.19 [5] (0:12.19) | 3.2L | 0:35.73 | +3 |
| 7 | 18 | BACK WHEN Nathan Thomas | 3 | 65.4 1000m | 0:11.43 400m | 1:13.27 [7] (0:13.96) | 0:59.31 [10] (0:11.66) | 0:47.65 [9] (0:12.12) | 0:35.53 [8] (0:11.93) | 0:23.60 [8] (0:11.43) | 0:12.17 [6] (0:12.17) | 3.4L | 0:35.53 | +0 |
| 8 | 4 | SARSEN Yvette Lewis | 4 | 65.5 Overall | 0:11.47 400m | 1:13.37 [8] (0:13.75) | 0:59.62 [8] (0:11.82) | 0:47.80 [8] (0:12.27) | 0:35.53 [10] (0:11.92) | 0:23.61 [9] (0:11.47) | 0:12.14 [10] (0:12.14) | 3.9L | 0:35.53 | +4 |
| 9 | 6 | DERBARI Melea Castle | 10 | 65.2 1000m | 0:11.40 400m | 1:13.44 [9] (0:14.01) | 0:59.43 [11] (0:11.76) | 0:47.67 [11] (0:12.31) | 0:35.36 [11] (0:12.01) | 0:23.35 [11] (0:11.40) | 0:11.95 [11] (0:11.95) | 4.2L | 0:35.36 | +7 |
| 10 | 5 | ATOMIC SELFIE Michael Cahill | 21 | 67.8 Overall | 0:11.62 1000m | 1:13.57 [10] (0:13.66) | 0:59.91 [5] (0:11.62) | 0:48.29 [5] (0:12.17) | 0:36.12 [4] (0:12.06) | 0:24.06 [5] (0:11.62) | 0:12.44 [7] (0:12.44) | 5L | 0:36.12 | +10 |

Scratched: I Am A Hit (#1), The Stifmeister (#7), Virgo Vision (#8), Mr Eighty Eight (#9), Ready For Better (#10), Tierra Del Fuego (#12), Milano Boom (#16), Without Shame (#17), Le Weasel (#19), Sukiche (#2)



Sunshine Coast QLD Professional
Race 8: BULK GROUP BENCHMARK 58 Handicap - 1200m
16 July 2023 - 16:50



Track Rating: Soft 5, Weather: Overcast, Rail Position: 4m

| Section | | Overall | 1000m | 800m | 600m | 400m | 200m | Last 600m | | | | | |
|-------------|---------------------------------------|----------------------|----------------------|----------------------|---------------------------|--------------------------|---------------------------|--------------------------|---------------------------|---------------------------|------|------------------------|----|
| Field Times | | 1:12.59 (0:13.16) | 0:59.43 (0:11.64) | 0:47.79 (0:12.25) | 0:35.54 (0:11.99) | 0:23.55 (0:11.41) | 0:12.14 (0:12.14) | 0:35.54 | | | | | |
| Rank | TAB Horse/Jockey | Barrier | Top Speed [km/h] | Fastest Section | Margin | | | | | | | Distance Travelled [m] | |
| 11 | 20 ROSE OF TAORMINA Justin Stanley | 8 | 64.7 | 0:11.65 | 1:13.70 [11] (0:13.68) | 1:00.02 [7] (0:11.77) | 0:48.25 [7] (0:12.12) | 0:36.13 [6] (0:11.98) | 0:24.15 [6] (0:11.65) | 0:12.50 [9] (0:12.50) | 5.5L | 0:36.13 | +5 |
| 12 | 21 DAULAT MACHTIGNAGA Sean Cormack | 16 | 64.3 | 0:11.72 | 1:14.23 [12] (0:13.90) | 1:00.33 [9] (0:11.82) | 0:48.51 [10] (0:12.10) | 0:36.41 [9] (0:12.02) | 0:24.39 [10] (0:11.72) | 0:12.67 [12] (0:12.67) | 8.5L | 0:36.41 | +7 |

Scratched: I Am A Hit (#1), The Stifmeister (#7), Virgo Vision (#8), Mr Eighty Eight (#9), Ready For Better (#10), Tierra Del Fuego (#12), Milano Boom (#16), Without Shame (#17), Le Weasel (#19), Sukiche (#2)

[] Ranking at each section and finish
 -:-:-:- No data available at this section
 NA No data available

SCN Saddle cloth number
 DNF Did not finish
 DNT Did not track



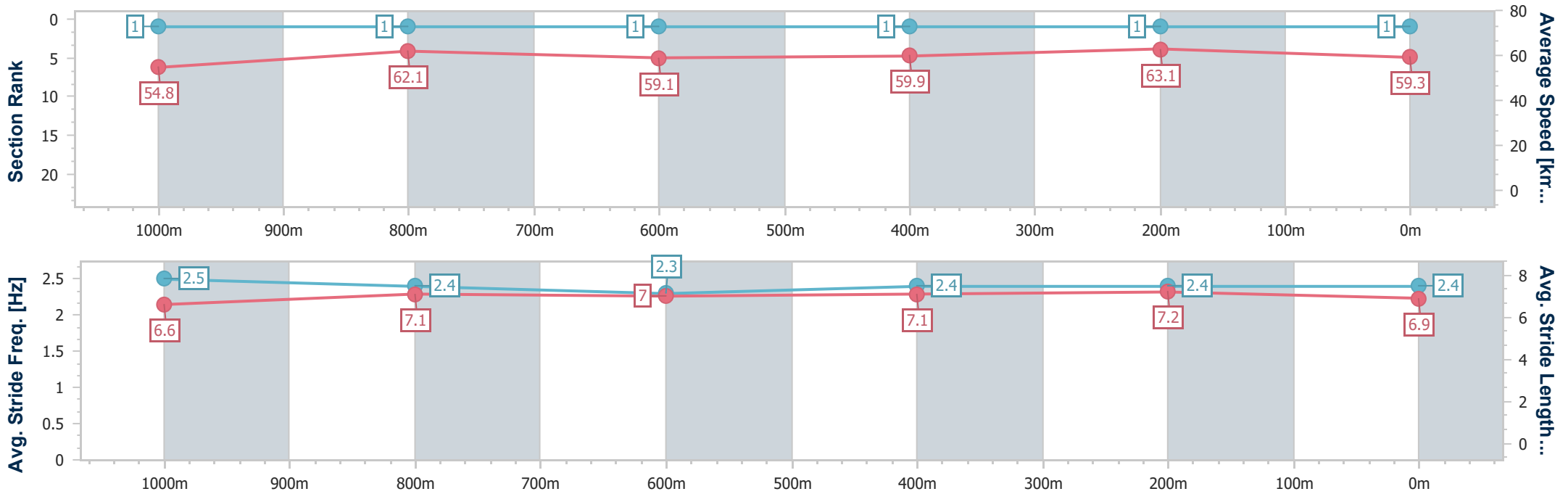
| | |
|--------------------------------|----------------|
| Horse/Jockey Name | Little Vista |
| Final Rank | 1 |
| Fastest Section Time (Section) | 0:11.41 (400m) |
| Top Speed [km/h] (Section) | 66.4 (Overall) |
| Race State | Finished |



Sunshine Coast QLD Professional
 Race 8: BULK GROUP BENCHMARK 58 Handicap - 1200m
 16 July 2023 - 16:50
 Track Rating: Soft 5, Weather: Overcast, Rail Position: 4m



| Section | Overall | 1000m | 800m | 600m | 400m | 200m |
|------------------------|--------------------------|--------------------------|--------------------------|--------------------------|--------------------------|--------------------------|
| Section Times | 1:12.59 [1] (0:13.16) | 0:59.43 [1] (0:11.64) | 0:47.79 [1] (0:12.25) | 0:35.54 [1] (0:11.99) | 0:23.55 [1] (0:11.41) | 0:12.14 [1] (0:12.14) |
| Average Speed [km/h] | 54.8 | 62.1 | 59.1 | 59.9 | 63.1 | 59.3 |
| Top Speed [km/h] | 66.4 | 65.5 | 60.8 | 63.3 | 64.3 | 62.8 |
| Avg. Dist. to Rail [m] | 5.3 | 2.1 | 0.8 | 0.5 | 2.7 | 4.0 |
| Avg. Stride Freq. [Hz] | 2.5 | 2.4 | 2.3 | 2.4 | 2.4 | 2.4 |
| Avg. Stride Length [m] | 6.6 | 7.1 | 7.0 | 7.1 | 7.2 | 6.9 |



- [] Ranking at each section and finish
- .-.- No data available at this section
- NA No data available



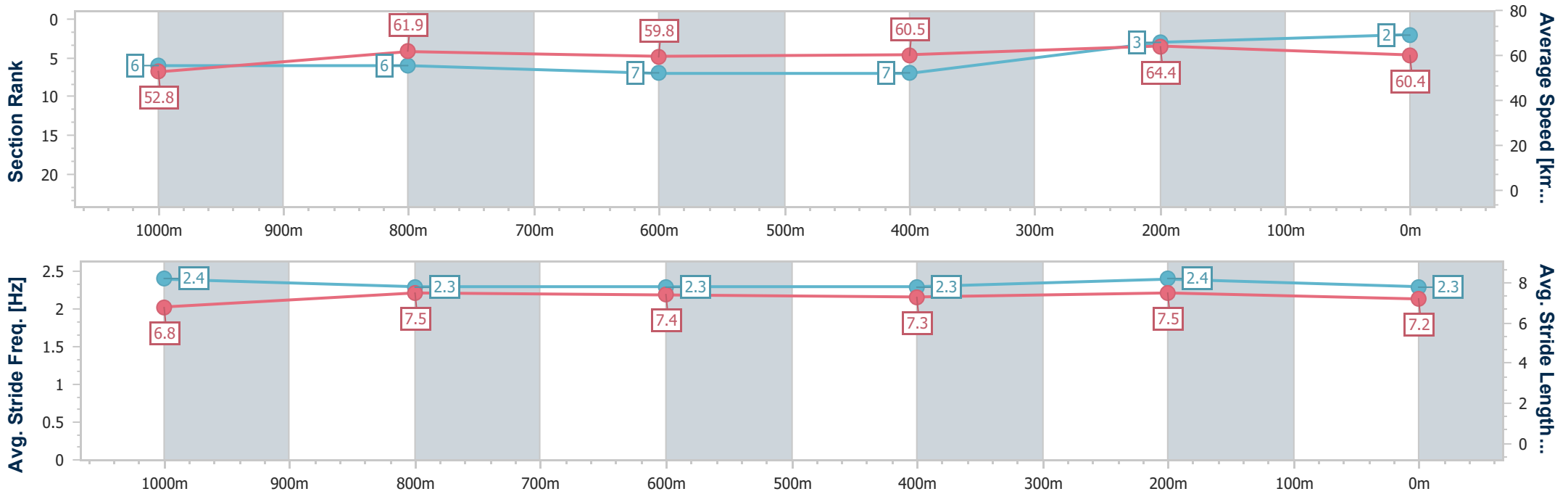
| | |
|--------------------------------|----------------|
| Horse/Jockey Name | Vonzither |
| Final Rank | 2 |
| Fastest Section Time (Section) | 0:11.20 (400m) |
| Top Speed [km/h] (Section) | 65.8 (400m) |
| Race State | Finished |



Sunshine Coast QLD Professional
 Race 8: BULK GROUP BENCHMARK 58 Handicap - 1200m
 16 July 2023 - 16:50
 Track Rating: Soft 5, Weather: Overcast, Rail Position: 4m



| Section | Overall | 1000m | 800m | 600m | 400m | 200m |
|------------------------|--------------------------|--------------------------|--------------------------|--------------------------|--------------------------|--------------------------|
| Section Times | 1:12.74 [2] (0:13.66) | 0:59.08 [6] (0:11.72) | 0:47.36 [6] (0:12.22) | 0:35.14 [7] (0:12.03) | 0:23.11 [7] (0:11.20) | 0:11.91 [3] (0:11.91) |
| Average Speed [km/h] | 52.8 | 61.9 | 59.8 | 60.5 | 64.4 | 60.4 |
| Top Speed [km/h] | 65.7 | 65.7 | 60.9 | 61.9 | 65.8 | 63.8 |
| Avg. Dist. to Rail [m] | 2.4 | 2.6 | 2.4 | 1.8 | 2.1 | 1.9 |
| Avg. Stride Freq. [Hz] | 2.4 | 2.3 | 2.3 | 2.3 | 2.4 | 2.3 |
| Avg. Stride Length [m] | 6.8 | 7.5 | 7.4 | 7.3 | 7.5 | 7.2 |



- [] Ranking at each section and finish
- .-.- No data available at this section
- NA No data available



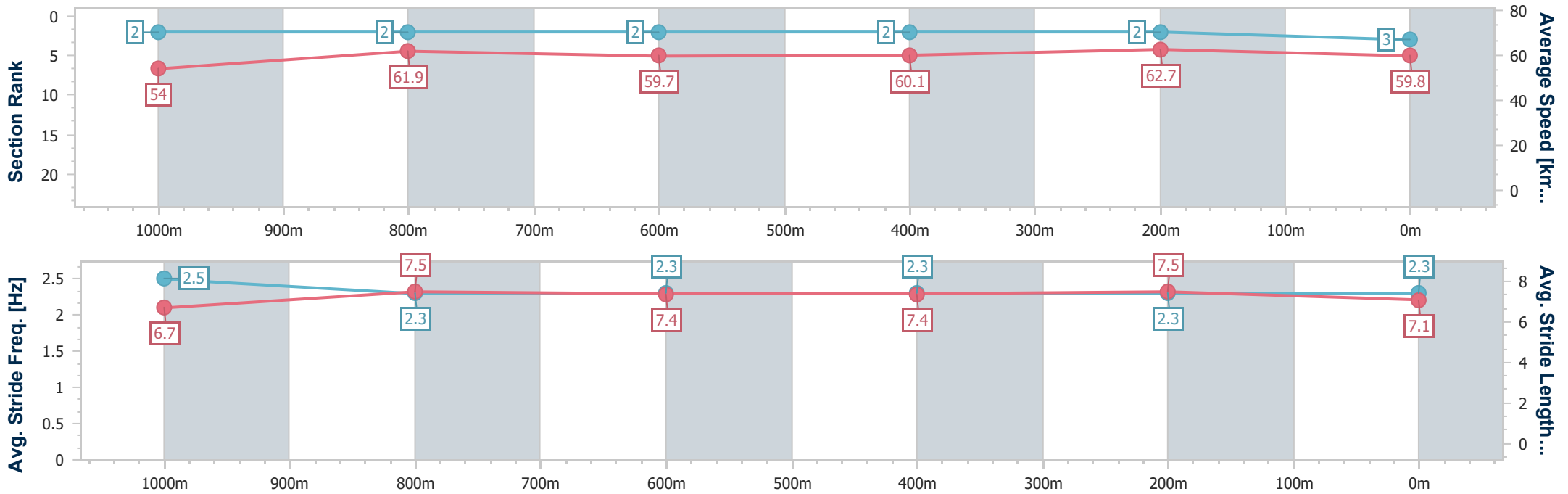
| | |
|--------------------------------|----------------|
| Horse/Jockey Name | Zi Win |
| Final Rank | 3 |
| Fastest Section Time (Section) | 0:11.48 (400m) |
| Top Speed [km/h] (Section) | 67.3 (Overall) |
| Race State | Finished |



Sunshine Coast QLD Professional
 Race 8: BULK GROUP BENCHMARK 58 Handicap - 1200m
 16 July 2023 - 16:50
 Track Rating: Soft 5, Weather: Overcast, Rail Position: 4m



| Section | Overall | 1000m | 800m | 600m | 400m | 200m |
|------------------------|--------------------------|--------------------------|--------------------------|--------------------------|--------------------------|--------------------------|
| Section Times | 1:12.78 [3] (0:13.35) | 0:59.43 [2] (0:11.70) | 0:47.73 [2] (0:12.17) | 0:35.56 [2] (0:12.03) | 0:23.53 [2] (0:11.48) | 0:12.05 [2] (0:12.05) |
| Average Speed [km/h] | 54.0 | 61.9 | 59.7 | 60.1 | 62.7 | 59.8 |
| Top Speed [km/h] | 67.3 | 65.0 | 60.7 | 62.0 | 63.6 | 61.9 |
| Avg. Dist. to Rail [m] | 8.2 | 2.7 | 1.4 | 0.9 | 4.9 | 5.9 |
| Avg. Stride Freq. [Hz] | 2.5 | 2.3 | 2.3 | 2.3 | 2.3 | 2.3 |
| Avg. Stride Length [m] | 6.7 | 7.5 | 7.4 | 7.4 | 7.5 | 7.1 |



- [] Ranking at each section and finish
- .-.- No data available at this section
- NA No data available



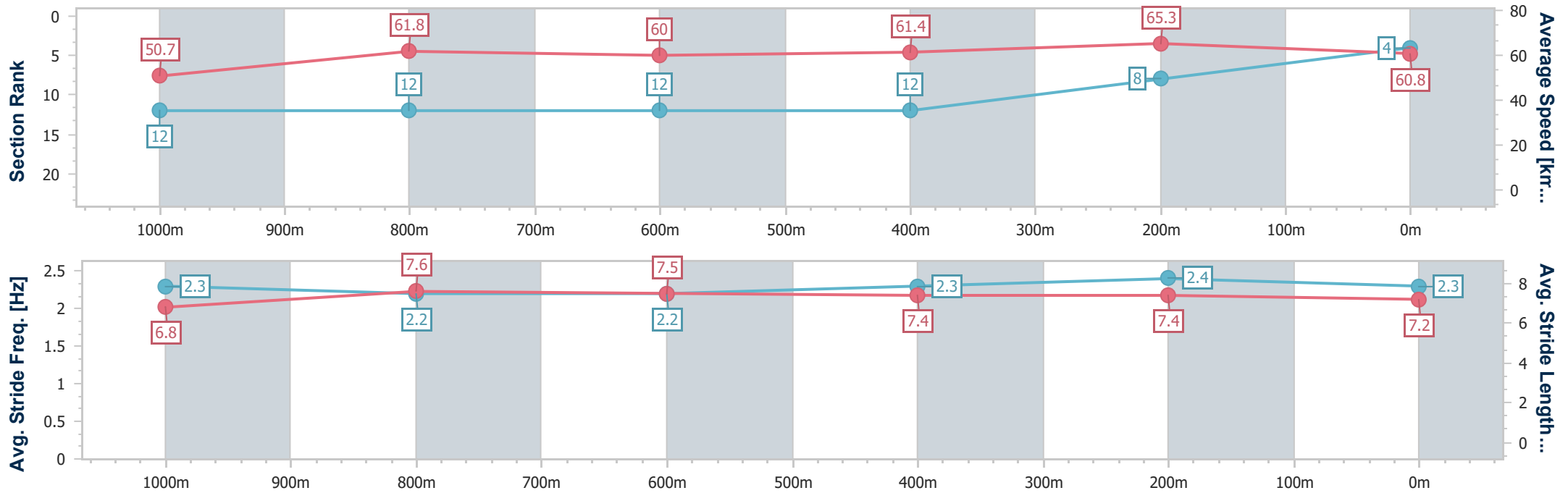
| | |
|--------------------------------|----------------|
| Horse/Jockey Name | Israelite Bay |
| Final Rank | 4 |
| Fastest Section Time (Section) | 0:11.04 (400m) |
| Top Speed [km/h] (Section) | 66.5 (400m) |
| Race State | Finished |



Sunshine Coast QLD Professional
 Race 8: BULK GROUP BENCHMARK 58 Handicap - 1200m
 16 July 2023 - 16:50
 Track Rating: Soft 5, Weather: Overcast, Rail Position: 4m



| Section | Overall | 1000m | 800m | 600m | 400m | 200m |
|------------------------|--------------------------|---------------------------|---------------------------|---------------------------|---------------------------|--------------------------|
| Section Times | 1:13.01 [4] (0:14.24) | 0:58.77 [12] (0:11.77) | 0:47.00 [12] (0:12.20) | 0:34.80 [12] (0:11.93) | 0:22.87 [12] (0:11.04) | 0:11.83 [8] (0:11.83) |
| Average Speed [km/h] | 50.7 | 61.8 | 60.0 | 61.4 | 65.3 | 60.8 |
| Top Speed [km/h] | 64.3 | 65.1 | 60.8 | 63.8 | 66.5 | 64.6 |
| Avg. Dist. to Rail [m] | 6.2 | 3.9 | 2.7 | 2.9 | 7.4 | 7.9 |
| Avg. Stride Freq. [Hz] | 2.3 | 2.2 | 2.2 | 2.3 | 2.4 | 2.3 |
| Avg. Stride Length [m] | 6.8 | 7.6 | 7.5 | 7.4 | 7.4 | 7.2 |



- [] Ranking at each section and finish
- .-.- No data available at this section
- NA No data available



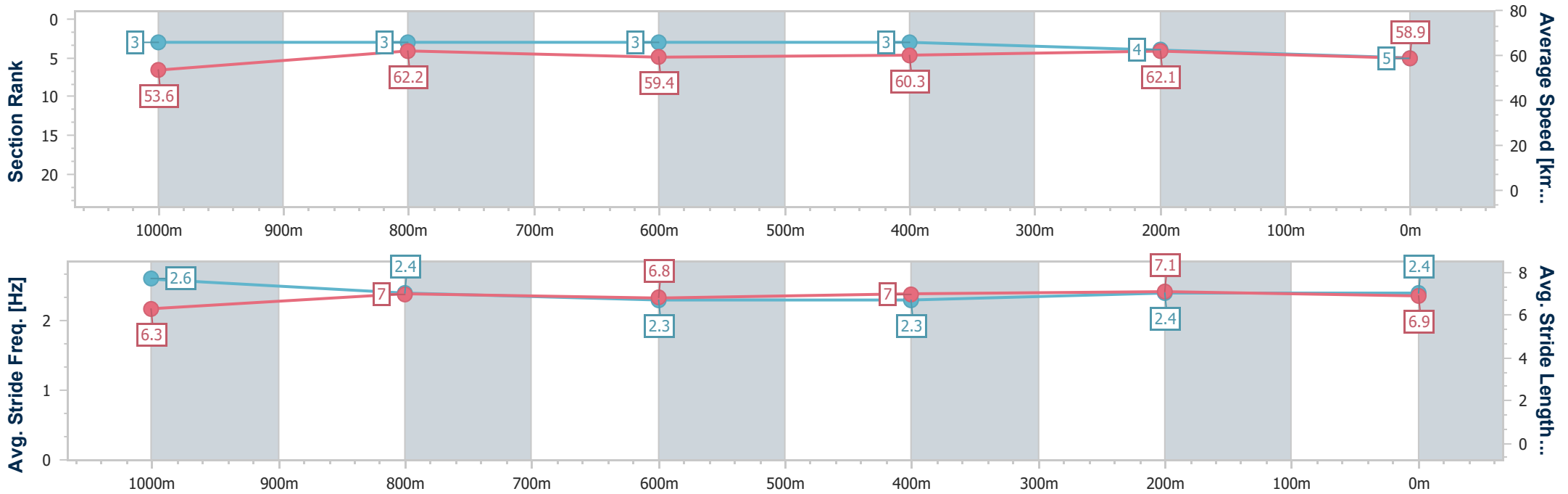
| | |
|--------------------------------|----------------|
| Horse/Jockey Name | Secret Memo |
| Final Rank | 5 |
| Fastest Section Time (Section) | 0:11.59 (400m) |
| Top Speed [km/h] (Section) | 66.3 (1000m) |
| Race State | Finished |



Sunshine Coast QLD Professional
 Race 8: BULK GROUP BENCHMARK 58 Handicap - 1200m
 16 July 2023 - 16:50
 Track Rating: Soft 5, Weather: Overcast, Rail Position: 4m



| Section | Overall | 1000m | 800m | 600m | 400m | 200m |
|------------------------|--------------------------|--------------------------|--------------------------|--------------------------|--------------------------|--------------------------|
| Section Times | 1:13.09 [5] (0:13.43) | 0:59.66 [3] (0:11.66) | 0:48.00 [3] (0:12.21) | 0:35.79 [3] (0:11.98) | 0:23.81 [3] (0:11.59) | 0:12.22 [4] (0:12.22) |
| Average Speed [km/h] | 53.6 | 62.2 | 59.4 | 60.3 | 62.1 | 58.9 |
| Top Speed [km/h] | 65.6 | 66.3 | 60.8 | 61.5 | 62.7 | 61.8 |
| Avg. Dist. to Rail [m] | 3.6 | 2.1 | 1.4 | 0.5 | 3.0 | 3.4 |
| Avg. Stride Freq. [Hz] | 2.6 | 2.4 | 2.3 | 2.3 | 2.4 | 2.4 |
| Avg. Stride Length [m] | 6.3 | 7.0 | 6.8 | 7.0 | 7.1 | 6.9 |



- [] Ranking at each section and finish
- .-.- No data available at this section
- NA No data available



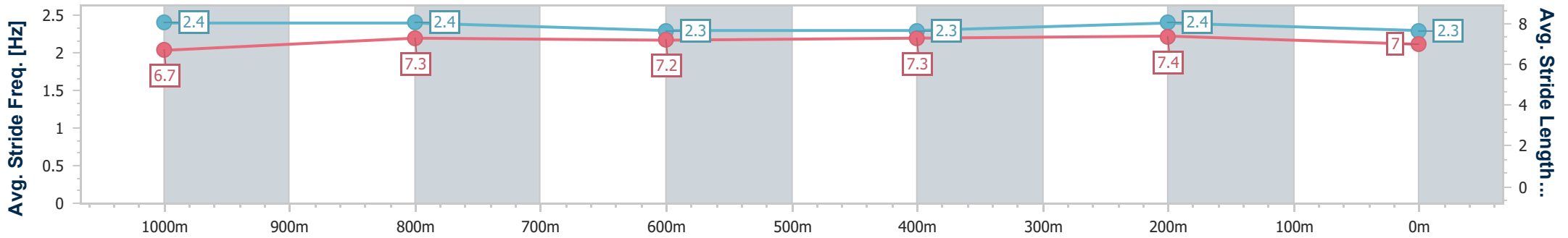
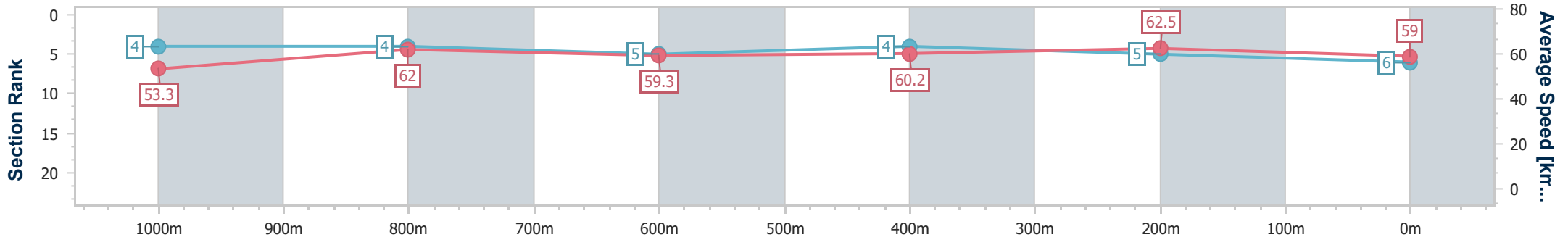
| | |
|--------------------------------|----------------|
| Horse/Jockey Name | My Oddette |
| Final Rank | 6 |
| Fastest Section Time (Section) | 0:11.54 (400m) |
| Top Speed [km/h] (Section) | 66.6 (Overall) |
| Race State | Finished |



Sunshine Coast QLD Professional
 Race 8: BULK GROUP BENCHMARK 58 Handicap - 1200m
 16 July 2023 - 16:50
 Track Rating: Soft 5, Weather: Overcast, Rail Position: 4m



| Section | Overall | 1000m | 800m | 600m | 400m | 200m |
|------------------------|--------------------------|--------------------------|--------------------------|--------------------------|--------------------------|-------------|
| Section Times | 1:13.21 [6] (0:13.51) | 0:59.70 [4] (0:11.72) | 0:47.98 [4] (0:12.25) | 0:35.73 [5] (0:12.00) | 0:23.73 [4] (0:11.54) | 0:12.19 [5] |
| Average Speed [km/h] | 53.3 | 62.0 | 59.3 | 60.2 | 62.5 | 59.0 |
| Top Speed [km/h] | 66.6 | 64.5 | 60.0 | 62.1 | 63.2 | 61.3 |
| Avg. Dist. to Rail [m] | 6.8 | 2.8 | 1.6 | 0.7 | 3.5 | 5.0 |
| Avg. Stride Freq. [Hz] | 2.4 | 2.4 | 2.3 | 2.3 | 2.4 | 2.3 |
| Avg. Stride Length [m] | 6.7 | 7.3 | 7.2 | 7.3 | 7.4 | 7.0 |



- [] Ranking at each section and finish
- .-.- No data available at this section
- NA No data available



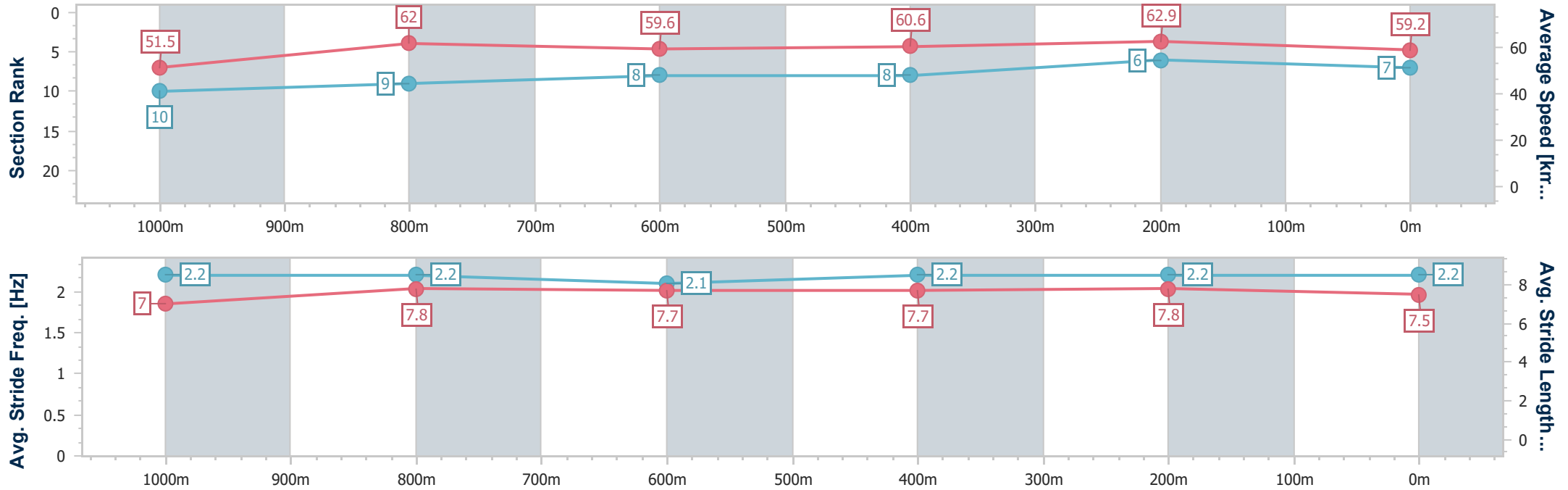
| | |
|--------------------------------|----------------|
| Horse/Jockey Name | Back When |
| Final Rank | 7 |
| Fastest Section Time (Section) | 0:11.43 (400m) |
| Top Speed [km/h] (Section) | 65.4 (1000m) |
| Race State | Finished |



Sunshine Coast QLD Professional
 Race 8: BULK GROUP BENCHMARK 58 Handicap - 1200m
 16 July 2023 - 16:50
 Track Rating: Soft 5, Weather: Overcast, Rail Position: 4m



| Section | Overall | 1000m | 800m | 600m | 400m | 200m |
|------------------------|--------------------------|---------------------------|--------------------------|--------------------------|--------------------------|--------------------------|
| Section Times | 1:13.27 [7] (0:13.96) | 0:59.31 [10] (0:11.66) | 0:47.65 [9] (0:12.12) | 0:35.53 [8] (0:11.93) | 0:23.60 [8] (0:11.43) | 0:12.17 [6] (0:12.17) |
| Average Speed [km/h] | 51.5 | 62.0 | 59.6 | 60.6 | 62.9 | 59.2 |
| Top Speed [km/h] | 65.4 | 65.4 | 60.6 | 61.9 | 63.8 | 61.9 |
| Avg. Dist. to Rail [m] | 2.5 | 1.4 | 0.6 | 0.5 | 3.8 | 4.5 |
| Avg. Stride Freq. [Hz] | 2.2 | 2.2 | 2.1 | 2.2 | 2.2 | 2.2 |
| Avg. Stride Length [m] | 7.0 | 7.8 | 7.7 | 7.7 | 7.8 | 7.5 |



- [] Ranking at each section and finish
- .-.- No data available at this section
- NA No data available



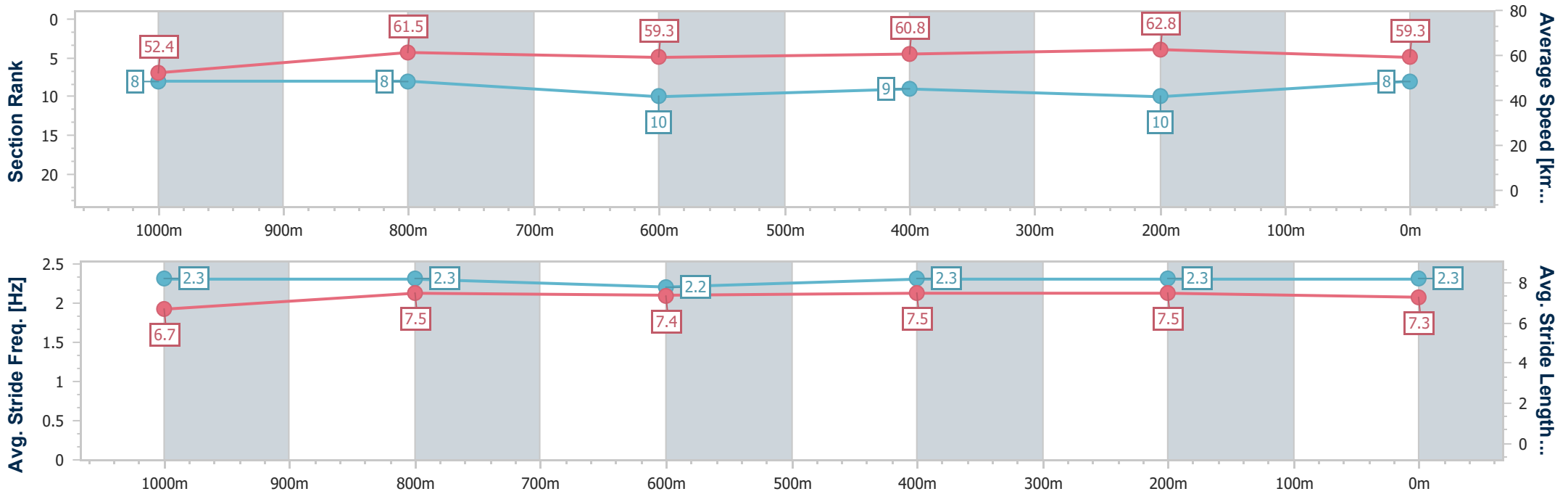
| | |
|--------------------------------|----------------|
| Horse/Jockey Name | Sarsen |
| Final Rank | 8 |
| Fastest Section Time (Section) | 0:11.47 (400m) |
| Top Speed [km/h] (Section) | 65.5 (Overall) |
| Race State | Finished |



Sunshine Coast QLD Professional
 Race 8: BULK GROUP BENCHMARK 58 Handicap - 1200m
 16 July 2023 - 16:50
 Track Rating: Soft 5, Weather: Overcast, Rail Position: 4m



| Section | Overall | 1000m | 800m | 600m | 400m | 200m |
|------------------------|--------------------------|--------------------------|--------------------------|---------------------------|--------------------------|---------------------------|
| Section Times | 1:13.37 [8] (0:13.75) | 0:59.62 [8] (0:11.82) | 0:47.80 [8] (0:12.27) | 0:35.53 [10] (0:11.92) | 0:23.61 [9] (0:11.47) | 0:12.14 [10] (0:12.14) |
| Average Speed [km/h] | 52.4 | 61.5 | 59.3 | 60.8 | 62.8 | 59.3 |
| Top Speed [km/h] | 65.5 | 65.2 | 60.7 | 62.6 | 63.9 | 62.6 |
| Avg. Dist. to Rail [m] | 3.6 | 3.1 | 2.1 | 1.1 | 5.0 | 6.5 |
| Avg. Stride Freq. [Hz] | 2.3 | 2.3 | 2.2 | 2.3 | 2.3 | 2.3 |
| Avg. Stride Length [m] | 6.7 | 7.5 | 7.4 | 7.5 | 7.5 | 7.3 |



- [] Ranking at each section and finish
- .-.- No data available at this section
- NA No data available



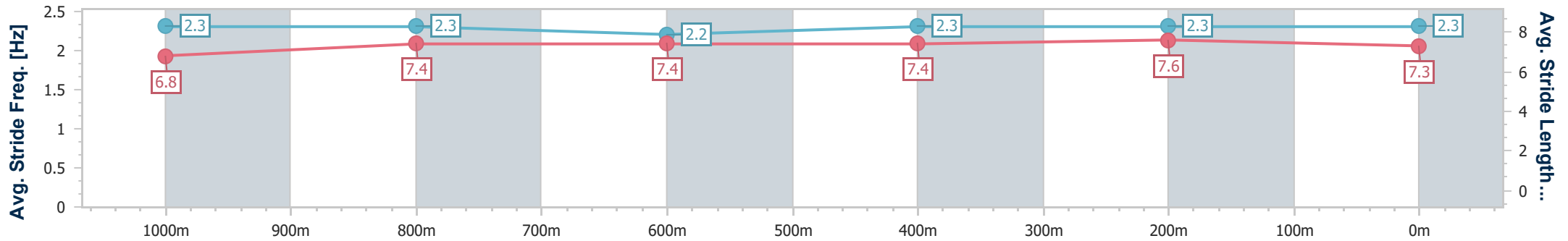
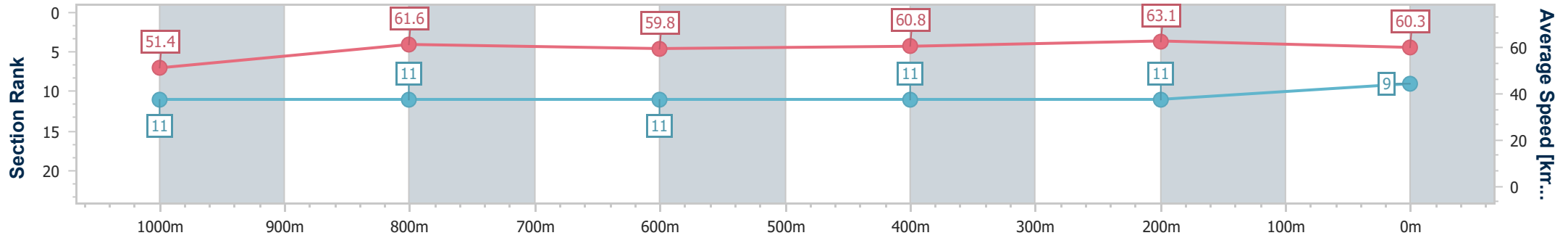
| | |
|--------------------------------|----------------|
| Horse/Jockey Name | Derbari |
| Final Rank | 9 |
| Fastest Section Time (Section) | 0:11.40 (400m) |
| Top Speed [km/h] (Section) | 65.2 (1000m) |
| Race State | Finished |



Sunshine Coast QLD Professional
 Race 8: BULK GROUP BENCHMARK 58 Handicap - 1200m
 16 July 2023 - 16:50
 Track Rating: Soft 5, Weather: Overcast, Rail Position: 4m



| Section | Overall | 1000m | 800m | 600m | 400m | 200m |
|------------------------|--------------------------|---------------------------|---------------------------|---------------------------|---------------------------|---------------------------|
| Section Times | 1:13.44 [9] (0:14.01) | 0:59.43 [11] (0:11.76) | 0:47.67 [11] (0:12.31) | 0:35.36 [11] (0:12.01) | 0:23.35 [11] (0:11.40) | 0:11.95 [11] (0:11.95) |
| Average Speed [km/h] | 51.4 | 61.6 | 59.8 | 60.8 | 63.1 | 60.3 |
| Top Speed [km/h] | 65.1 | 65.2 | 61.6 | 62.3 | 64.1 | 62.6 |
| Avg. Dist. to Rail [m] | 5.0 | 2.4 | 3.8 | 2.2 | 3.7 | 2.4 |
| Avg. Stride Freq. [Hz] | 2.3 | 2.3 | 2.2 | 2.3 | 2.3 | 2.3 |
| Avg. Stride Length [m] | 6.8 | 7.4 | 7.4 | 7.4 | 7.6 | 7.3 |



- [] Ranking at each section and finish
- .-.- No data available at this section
- NA No data available



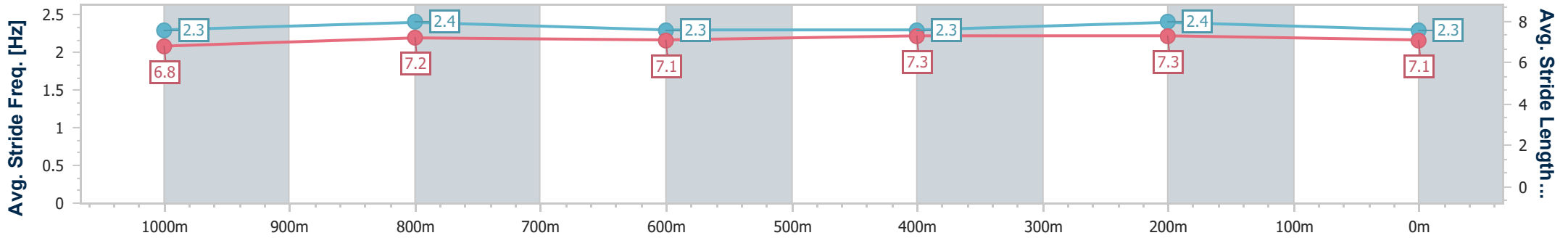
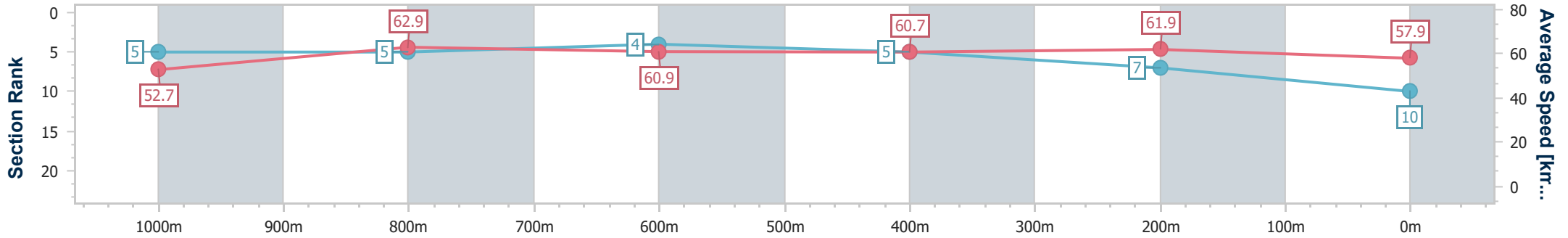
| | |
|--------------------------------|-----------------|
| Horse/Jockey Name | Atomic Selfie |
| Final Rank | 10 |
| Fastest Section Time (Section) | 0:11.62 (1000m) |
| Top Speed [km/h] (Section) | 67.8 (Overall) |
| Race State | Finished |



Sunshine Coast QLD Professional
 Race 8: BULK GROUP BENCHMARK 58 Handicap - 1200m
 16 July 2023 - 16:50
 Track Rating: Soft 5, Weather: Overcast, Rail Position: 4m



| Section | Overall | 1000m | 800m | 600m | 400m | 200m |
|------------------------|---------------------------|--------------------------|--------------------------|--------------------------|--------------------------|--------------------------|
| Section Times | 1:13.57 [10] (0:13.66) | 0:59.91 [5] (0:11.62) | 0:48.29 [5] (0:12.17) | 0:36.12 [4] (0:12.06) | 0:24.06 [5] (0:11.62) | 0:12.44 [7] (0:12.44) |
| Average Speed [km/h] | 52.7 | 62.9 | 60.9 | 60.7 | 61.9 | 57.9 |
| Top Speed [km/h] | 67.8 | 66.4 | 61.7 | 62.3 | 62.5 | 60.7 |
| Avg. Dist. to Rail [m] | 9.2 | 5.8 | 5.0 | 2.8 | 5.5 | 5.6 |
| Avg. Stride Freq. [Hz] | 2.3 | 2.4 | 2.3 | 2.3 | 2.4 | 2.3 |
| Avg. Stride Length [m] | 6.8 | 7.2 | 7.1 | 7.3 | 7.3 | 7.1 |



- [] Ranking at each section and finish
- .-.- No data available at this section
- NA No data available



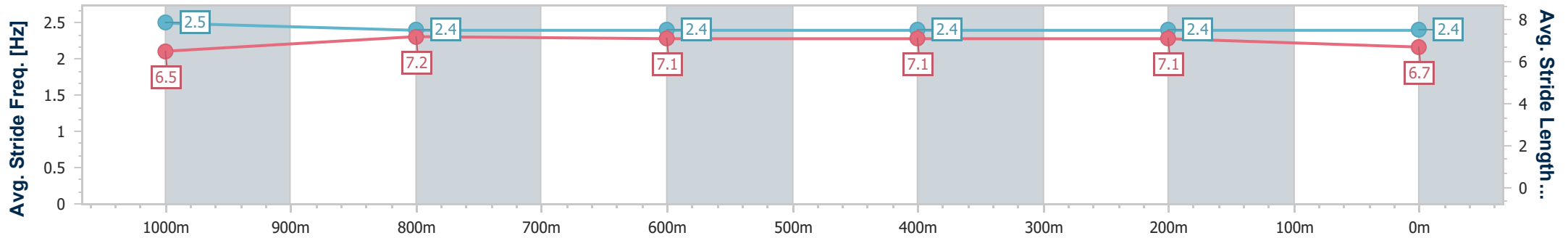
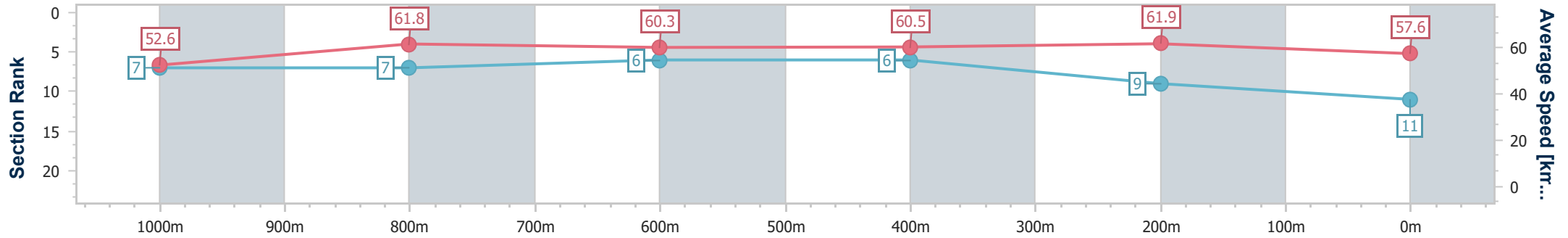
| | |
|--------------------------------|------------------|
| Horse/Jockey Name | Rose Of Taormina |
| Final Rank | 11 |
| Fastest Section Time (Section) | 0:11.65 (400m) |
| Top Speed [km/h] (Section) | 64.7 (Overall) |
| Race State | Finished |



Sunshine Coast QLD Professional
 Race 8: BULK GROUP BENCHMARK 58 Handicap - 1200m
 16 July 2023 - 16:50
 Track Rating: Soft 5, Weather: Overcast, Rail Position: 4m



| Section | Overall | 1000m | 800m | 600m | 400m | 200m |
|------------------------|---------------------------|--------------------------|--------------------------|--------------------------|--------------------------|--------------------------|
| Section Times | 1:13.70 [11] (0:13.68) | 1:00.02 [7] (0:11.77) | 0:48.25 [7] (0:12.12) | 0:36.13 [6] (0:11.98) | 0:24.15 [6] (0:11.65) | 0:12.50 [9] (0:12.50) |
| Average Speed [km/h] | 52.6 | 61.8 | 60.3 | 60.5 | 61.9 | 57.6 |
| Top Speed [km/h] | 64.7 | 63.4 | 61.6 | 61.7 | 63.1 | 60.9 |
| Avg. Dist. to Rail [m] | 4.7 | 3.7 | 2.4 | 1.6 | 6.3 | 8.1 |
| Avg. Stride Freq. [Hz] | 2.5 | 2.4 | 2.4 | 2.4 | 2.4 | 2.4 |
| Avg. Stride Length [m] | 6.5 | 7.2 | 7.1 | 7.1 | 7.1 | 6.7 |



- [] Ranking at each section and finish
- .-.- No data available at this section
- NA No data available



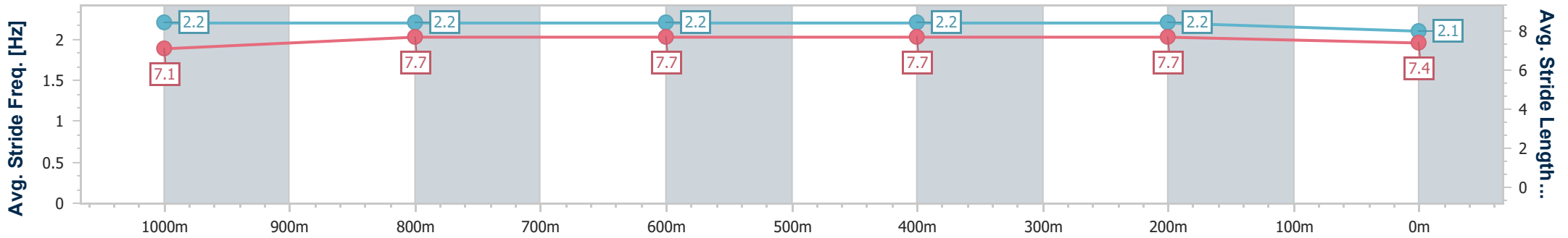
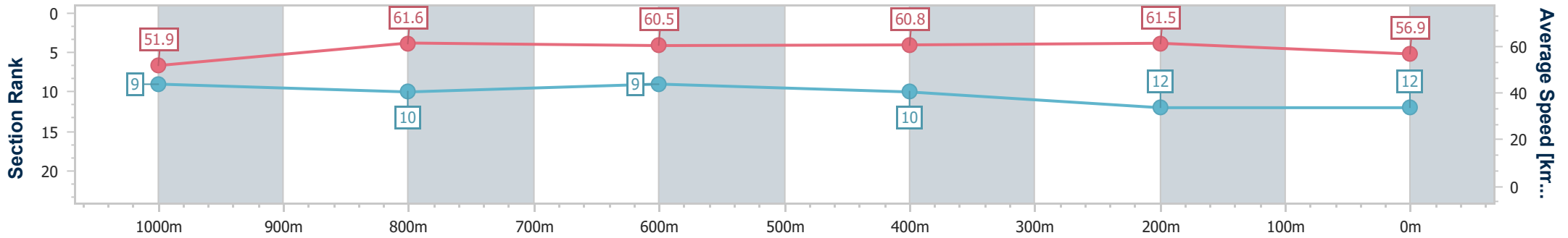
| | |
|--------------------------------|--------------------|
| Horse/Jockey Name | Daulat Machtignaga |
| Final Rank | 12 |
| Fastest Section Time (Section) | 0:11.72 (400m) |
| Top Speed [km/h] (Section) | 64.3 (Overall) |
| Race State | Finished |



Sunshine Coast QLD Professional
 Race 8: BULK GROUP BENCHMARK 58 Handicap - 1200m
 16 July 2023 - 16:50
 Track Rating: Soft 5, Weather: Overcast, Rail Position: 4m



| Section | Overall | 1000m | 800m | 600m | 400m | 200m |
|------------------------|---------------------------|--------------------------|---------------------------|--------------------------|---------------------------|---------------------------|
| Section Times | 1:14.23 [12] (0:13.90) | 1:00.33 [9] (0:11.82) | 0:48.51 [10] (0:12.10) | 0:36.41 [9] (0:12.02) | 0:24.39 [10] (0:11.72) | 0:12.67 [12] (0:12.67) |
| Average Speed [km/h] | 51.9 | 61.6 | 60.5 | 60.8 | 61.5 | 56.9 |
| Top Speed [km/h] | 64.3 | 64.3 | 61.3 | 61.3 | 62.1 | 60.8 |
| Avg. Dist. to Rail [m] | 8.0 | 4.4 | 3.0 | 2.8 | 5.8 | 4.6 |
| Avg. Stride Freq. [Hz] | 2.2 | 2.2 | 2.2 | 2.2 | 2.2 | 2.1 |
| Avg. Stride Length [m] | 7.1 | 7.7 | 7.7 | 7.7 | 7.7 | 7.4 |



- [] Ranking at each section and finish
- .-.- No data available at this section
- NA No data available