



# Toowoomba QLD Professional

## Race 6: SUBZERO AIRCONDITIONING BENCHMARK 62 Handicap - 1625m

15 July 2023 - 20:05



Track Rating: Good 4, Weather: , Rail Position: +4m Entire

Section	Overall	1400m	1200m	1000m	800m	600m	400m	Last 600m						
Field Times	1:40.50 (0:14.25)	1:26.25 (0:10.97)	1:15.28 (0:11.92)	1:03.36 (0:12.61)	0:50.75 (0:12.70)	0:38.05 (0:12.92)	0:25.13 (0:12.65)	0:38.05						
Rank	TAB	Horse/Jockey	Barrier	Top Speed [km/h]	Fastest Section								Distance Travelled [m]	
1	1	<b>STEINBRENNER</b> Jake Molloy	7	68.4	0:11.12	1:40.50 [1] (0:14.25)	1:26.25 [1] (0:11.12)	1:15.13 [2] (0:12.01)	1:03.12 [2] (0:12.73)	0:50.39 [2] (0:12.83)	0:37.56 [2] (0:12.82)	0:24.74 [2] (0:12.37)	0:37.56	
2	6	<b>LANSBROOK</b> Madeleine Wishart	6	69.9	0:10.93	1:40.63 [2] (0:14.29)	1:26.34 [2] (0:10.93)	1:15.41 [1] (0:11.92)	1:03.49 [1] (0:12.61)	0:50.88 [1] (0:12.70)	0:38.18 [1] (0:12.92)	0:25.26 [1] (0:12.65)	0:38.18	-4
3	5	<b>PERFECT LEGACY</b> Chris Whiteley	3	69.9	0:11.13	1:40.74 [3] (0:14.54)	1:26.20 [3] (0:11.13)	1:15.07 [3] (0:11.85)	1:03.22 [3] (0:12.75)	0:50.47 [4] (0:12.76)	0:37.71 [3] (0:12.90)	0:24.81 [3] (0:12.32)	0:37.71	+4
4	7	<b>BLUE VELVET</b> Wanderson D'Avila	1	68.4	0:11.17	1:41.02 [4] (0:14.80)	1:26.22 [5] (0:11.17)	1:15.05 [5] (0:11.95)	1:03.10 [5] (0:12.65)	0:50.45 [5] (0:12.65)	0:37.80 [5] (0:12.75)	0:25.05 [4] (0:12.41)	0:37.80	-8
5	4	<b>DELANEY'S GIRL</b> Chris Taylor	4	68.1	0:11.12	1:41.58 [5] (0:15.14)	1:26.44 [7] (0:11.12)	1:15.32 [7] (0:11.90)	1:03.42 [7] (0:12.60)	0:50.82 [7] (0:12.89)	0:37.93 [7] (0:12.73)	0:25.20 [7] (0:12.56)	0:37.93	-1
6	8	<b>BATTLE</b> Georgina Cartwright	5	69.2	0:11.10	1:41.89 [6] (0:14.63)	1:27.26 [4] (0:11.10)	1:16.16 [4] (0:11.89)	1:04.27 [4] (0:12.63)	0:51.64 [3] (0:12.83)	0:38.81 [4] (0:13.01)	0:25.80 [6] (0:12.90)	0:38.81	+3
7	3	<b>RAPIDO GRIS</b> Les Tilley	2	67.6	0:11.13	1:42.08 [7] (0:15.02)	1:27.06 [6] (0:11.13)	1:15.93 [6] (0:11.82)	1:04.11 [6] (0:12.65)	0:51.46 [6] (0:12.70)	0:38.76 [6] (0:12.68)	0:26.08 [5] (0:12.81)	0:38.76	-3

Scratched: Better Ethics (#2)

## Toowoomba QLD Professional

### Race 6: SUBZERO AIRCONDITIONING BENCHMARK 62 Handicap - 1625m

15 July 2023 - 20:05



Track Rating: Good 4, Weather: , Rail Position: +4m Entire

Section				200m				Last 600m		
Field Times				0:12.48 (0:12.48)				0:38.05		
Rank	TAB	Horse/Jockey	Barrier	Top Speed [km/h]	Fastest Section	Margin			Distance Travelled [m]	
1	1	<b>STEINBRENNER</b> Jake Molloy	7	68.4	0:11.12 Overall 1400m	0:12.37 [2] (0:12.37)	1:40.50		0:37.56	
2	6	<b>LANSBROOK</b> Madeleine Wishart	6	69.9	0:10.93 Overall 1400m	0:12.61 [1] (0:12.61)	0.5L		0:38.18	-4
3	5	<b>PERFECT LEGACY</b> Chris Whiteley	3	69.9	0:11.13 1400m 1400m	0:12.49 [3] (0:12.49)	1L		0:37.71	+4
4	7	<b>BLUE VELVET</b> Wanderson D'Avila	1	68.4	0:11.17 Overall 1400m	0:12.64 [4] (0:12.64)	2.5L		0:37.80	-8
5	4	<b>DELANEY'S GIRL</b> Chris Taylor	4	68.1	0:11.12 Overall 1400m	0:12.64 [6] (0:12.64)	5.8L		0:37.93	-1
6	8	<b>BATTLE</b> Georgina Cartwright	5	69.2	0:11.10 Overall 1400m	0:12.90 [7] (0:12.90)	7.6L		0:38.81	+3
7	3	<b>RAPIDO GRIS</b> Les Tilley	2	67.6	0:11.13 Overall 1400m	0:13.27 [5] (0:13.27)	8.6L		0:38.76	-3

Scratched: Better Ethics (#2)



Horse/Jockey Name	Steinbrenner
Final Rank	1
Fastest Section Time (Section)	0:11.12 (1400m)
Top Speed [km/h] (Section)	68.4 (Overall)
Race State	Finished

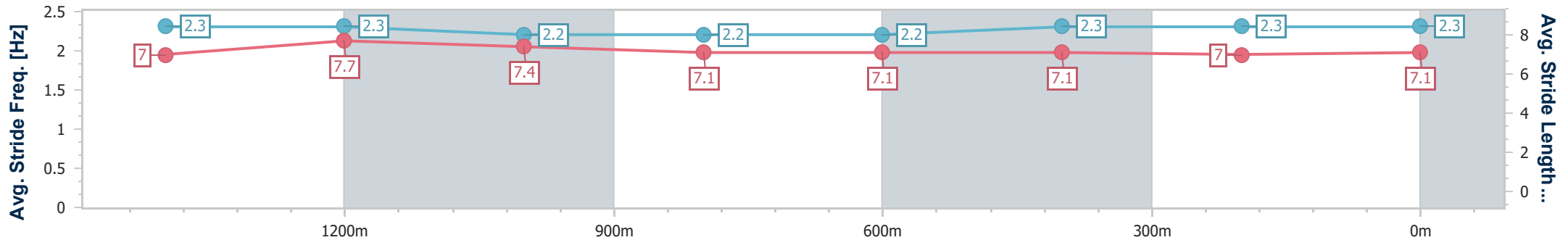
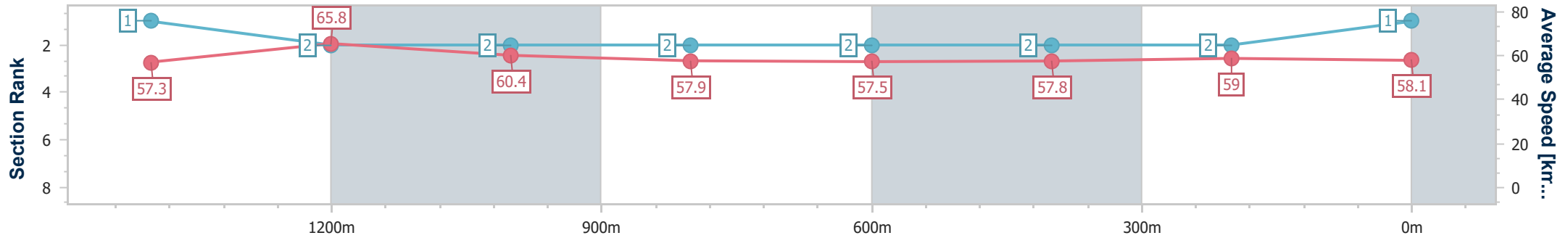


Toowoomba QLD Professional  
 Race 6: SUBZERO AIRCONDITIONING BENCHMARK 62  
 Handicap - 1625m  
 15 July 2023 - 20:05



Track Rating: Good 4, Weather: , Rail Position: +4m Entire

Section	Overall	1400m	1200m	1000m	800m	600m	400m	200m
Section Times	1:40.50 [1] (0:14.25)	1:26.25 [1] (0:11.12)	1:15.13 [2] (0:12.01)	1:03.12 [2] (0:12.73)	0:50.39 [2] (0:12.83)	0:37.56 [2] (0:12.82)	0:24.74 [2] (0:12.37)	0:12.37 [2] (0:12.37)
Average Speed [km/h]	57.3	65.8	60.4	57.9	57.5	57.8	59.0	58.1
Top Speed [km/h]	68.4	68.4	62.5	59.0	58.4	58.9	60.9	61.0
Avg. Dist. to Rail [m]	5.4	3.2	7.3	7.1	6.4	5.8	3.9	3.8
Avg. Stride Freq. [Hz]	2.3	2.3	2.2	2.2	2.2	2.3	2.3	2.3
Avg. Stride Length [m]	7.0	7.7	7.4	7.1	7.1	7.1	7.0	7.1



- [ ] Ranking at each section and finish
- .-.- No data available at this section
- NA No data available



Horse/Jockey Name	Lansbrook
Final Rank	2
Fastest Section Time (Section)	0:10.93 (1400m)
Top Speed [km/h] (Section)	69.9 (Overall)
Race State	Finished

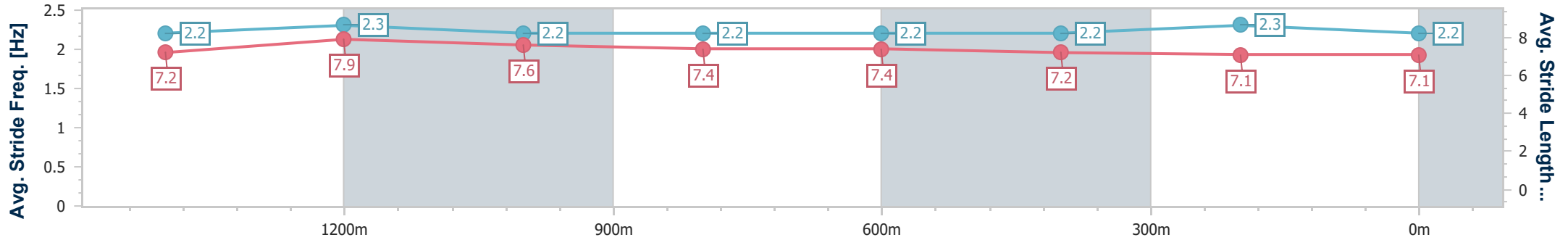
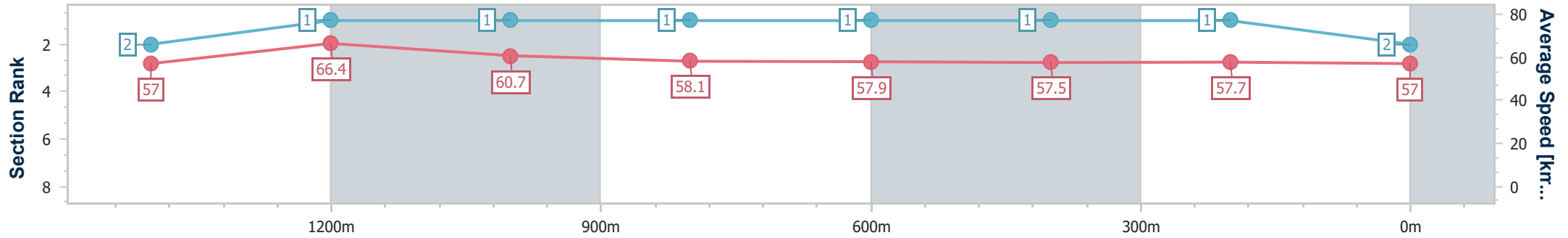


Toowoomba QLD Professional  
 Race 6: SUBZERO AIRCONDITIONING BENCHMARK 62  
 Handicap - 1625m  
 15 July 2023 - 20:05



Track Rating: Good 4, Weather: , Rail Position: +4m Entire

Section	Overall	1400m	1200m	1000m	800m	600m	400m	200m
Section Times	1:40.63 [2] (0:14.29)	1:26.34 [2] (0:10.93)	1:15.41 [1] (0:11.92)	1:03.49 [1] (0:12.61)	0:50.88 [1] (0:12.70)	0:38.18 [1] (0:12.92)	0:25.26 [1] (0:12.65)	0:12.61 [1] (0:12.61)
Average Speed [km/h]	57.0	66.4	60.7	58.1	57.9	57.5	57.7	57.0
Top Speed [km/h]	69.9	69.0	62.8	59.2	58.5	58.0	59.0	58.2
Avg. Dist. to Rail [m]	4.8	1.7	4.8	4.7	6.0	6.2	3.6	1.8
Avg. Stride Freq. [Hz]	2.2	2.3	2.2	2.2	2.2	2.2	2.3	2.2
Avg. Stride Length [m]	7.2	7.9	7.6	7.4	7.4	7.2	7.1	7.1



- [ ] Ranking at each section and finish
- .-.- No data available at this section
- NA No data available



Horse/Jockey Name	Perfect Legacy
Final Rank	3
Fastest Section Time (Section)	0:11.13 (1400m)
Top Speed [km/h] (Section)	69.9 (1400m)
Race State	Finished

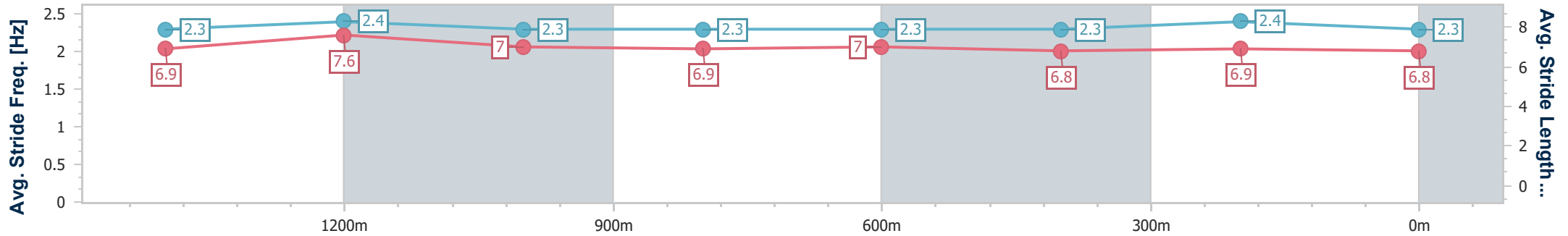
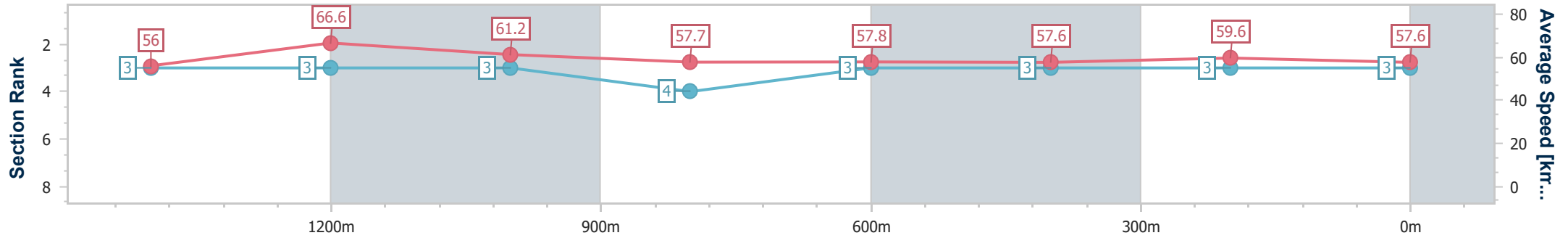


Toowoomba QLD Professional  
 Race 6: SUBZERO AIRCONDITIONING BENCHMARK 62  
 Handicap - 1625m  
 15 July 2023 - 20:05



Track Rating: Good 4, Weather: , Rail Position: +4m Entire

Section	Overall	1400m	1200m	1000m	800m	600m	400m	200m
Section Times	1:40.74 [3] (0:14.54)	1:26.20 [3] (0:11.13)	1:15.07 [3] (0:11.85)	1:03.22 [3] (0:12.75)	0:50.47 [4] (0:12.76)	0:37.71 [3] (0:12.90)	0:24.81 [3] (0:12.32)	0:12.49 [3] (0:12.49)
Average Speed [km/h]	56.0	66.6	61.2	57.7	57.8	57.6	59.6	57.6
Top Speed [km/h]	69.3	69.9	63.6	58.6	59.0	59.3	60.7	58.8
Avg. Dist. to Rail [m]	4.9	5.2	6.8	6.3	6.8	6.2	5.7	5.7
Avg. Stride Freq. [Hz]	2.3	2.4	2.3	2.3	2.3	2.3	2.4	2.3
Avg. Stride Length [m]	6.9	7.6	7.0	6.9	7.0	6.8	6.9	6.8



- [ ] Ranking at each section and finish
- .-.- No data available at this section
- NA No data available



Horse/Jockey Name	Blue Velvet
Final Rank	4
Fastest Section Time (Section)	0:11.17 (1400m)
Top Speed [km/h] (Section)	68.4 (Overall)
Race State	Finished

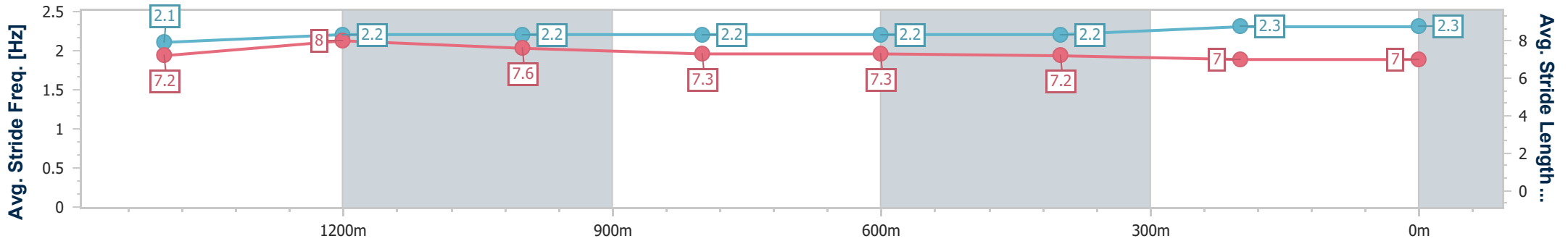
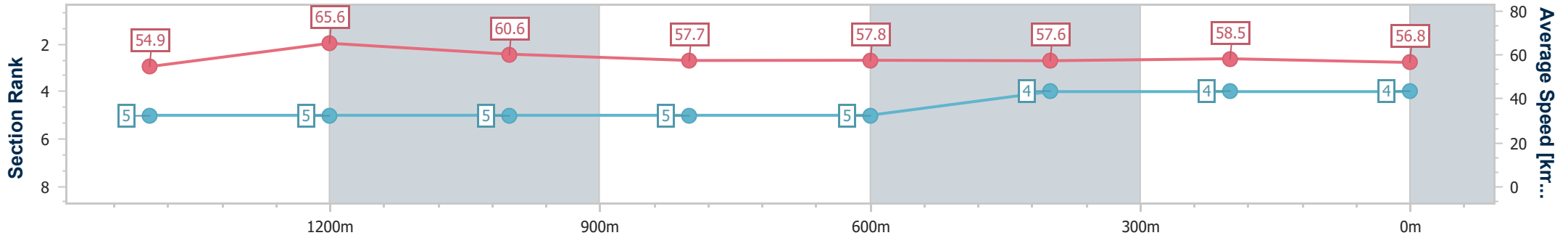


Toowoomba QLD Professional  
 Race 6: SUBZERO AIRCONDITIONING BENCHMARK 62  
 Handicap - 1625m  
 15 July 2023 - 20:05



Track Rating: Good 4, Weather: , Rail Position: +4m Entire

Section	Overall	1400m	1200m	1000m	800m	600m	400m	200m
Section Times	1:41.02 [4] (0:14.80)	1:26.22 [5] (0:11.17)	1:15.05 [5] (0:11.95)	1:03.10 [5] (0:12.65)	0:50.45 [5] (0:12.65)	0:37.80 [5] (0:12.75)	0:25.05 [4] (0:12.41)	0:12.64 [4] (0:12.64)
Average Speed [km/h]	54.9	65.6	60.6	57.7	57.8	57.6	58.5	56.8
Top Speed [km/h]	68.4	67.2	63.4	58.4	58.6	58.1	59.5	58.3
Avg. Dist. to Rail [m]	2.7	2.9	5.1	4.9	4.5	3.8	2.8	3.6
Avg. Stride Freq. [Hz]	2.1	2.2	2.2	2.2	2.2	2.2	2.3	2.3
Avg. Stride Length [m]	7.2	8.0	7.6	7.3	7.3	7.2	7.0	7.0



- [ ] Ranking at each section and finish
- .-.- No data available at this section
- NA No data available



Horse/Jockey Name	Delaney's Girl
Final Rank	5
Fastest Section Time (Section)	0:11.12 (1400m)
Top Speed [km/h] (Section)	68.1 (Overall)
Race State	Finished

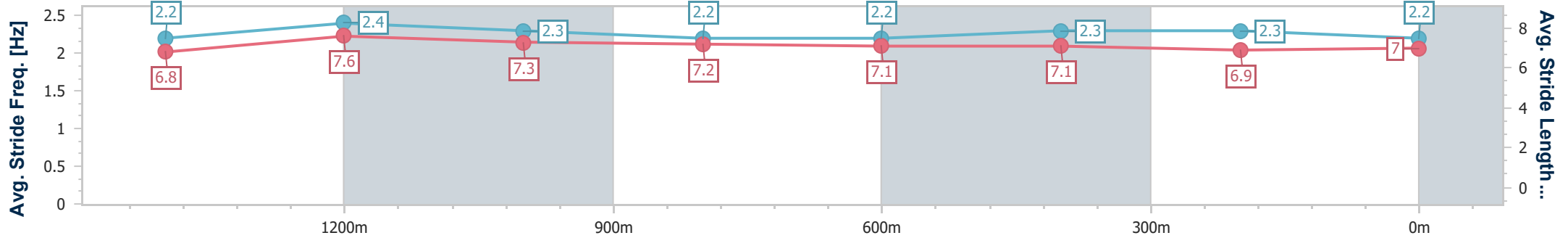
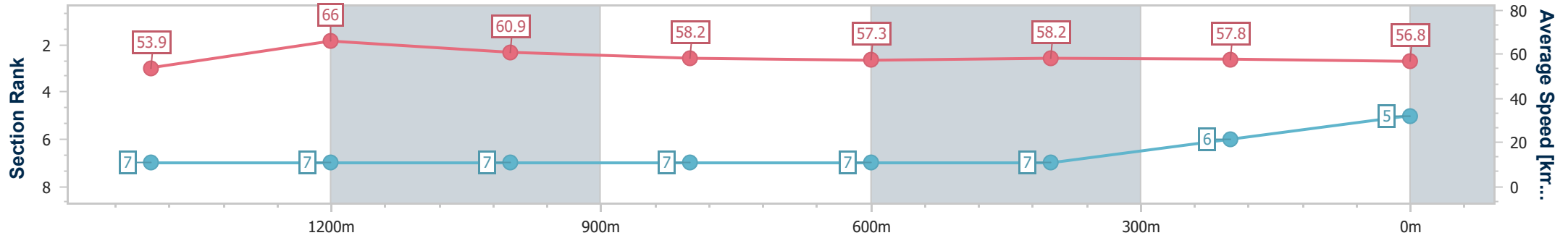


Toowoomba QLD Professional  
 Race 6: SUBZERO AIRCONDITIONING BENCHMARK 62  
 Handicap - 1625m  
 15 July 2023 - 20:05



Track Rating: Good 4, Weather: , Rail Position: +4m Entire

Section	Overall	1400m	1200m	1000m	800m	600m	400m	200m
Section Times	1:41.58 [5] (0:15.14)	1:26.44 [7] (0:11.12)	1:15.32 [7] (0:11.90)	1:03.42 [7] (0:12.60)	0:50.82 [7] (0:12.89)	0:37.93 [7] (0:12.73)	0:25.20 [7] (0:12.56)	0:12.64 [6] (0:12.64)
Average Speed [km/h]	53.9	66.0	60.9	58.2	57.3	58.2	57.8	56.8
Top Speed [km/h]	68.1	67.7	64.2	58.6	58.5	58.9	58.6	57.8
Avg. Dist. to Rail [m]	6.9	3.8	4.7	5.5	6.8	5.3	2.4	2.9
Avg. Stride Freq. [Hz]	2.2	2.4	2.3	2.2	2.2	2.3	2.3	2.2
Avg. Stride Length [m]	6.8	7.6	7.3	7.2	7.1	7.1	6.9	7.0



- [ ] Ranking at each section and finish
- .-.- No data available at this section
- NA No data available



Horse/Jockey Name	Battle
Final Rank	6
Fastest Section Time (Section)	0:11.10 (1400m)
Top Speed [km/h] (Section)	69.2 (Overall)
Race State	Finished

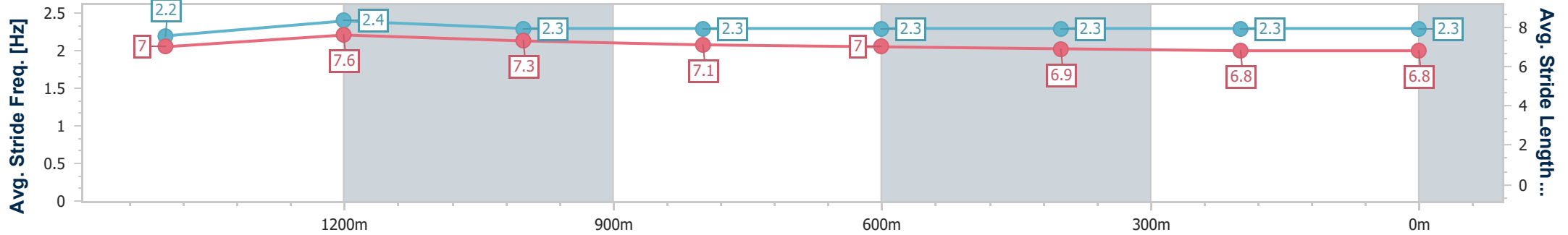
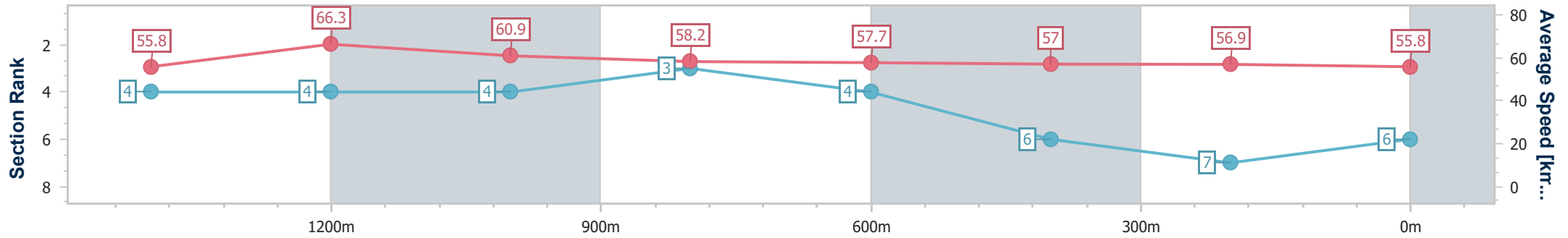


Toowoomba QLD Professional  
 Race 6: SUBZERO AIRCONDITIONING BENCHMARK 62  
 Handicap - 1625m  
 15 July 2023 - 20:05



Track Rating: Good 4, Weather: , Rail Position: +4m Entire

Section	Overall	1400m	1200m	1000m	800m	600m	400m	200m
Section Times	1:41.89 [6] (0:14.63)	1:27.26 [4] (0:11.10)	1:16.16 [4] (0:11.89)	1:04.27 [4] (0:12.63)	0:51.64 [3] (0:12.83)	0:38.81 [4] (0:13.01)	0:25.80 [6] (0:12.90)	0:12.90 [7] (0:12.90)
Average Speed [km/h]	55.8	66.3	60.9	58.2	57.7	57.0	56.9	55.8
Top Speed [km/h]	69.2	68.2	64.1	59.3	58.6	58.0	58.1	57.0
Avg. Dist. to Rail [m]	5.7	3.7	5.1	6.4	7.3	6.0	5.0	4.3
Avg. Stride Freq. [Hz]	2.2	2.4	2.3	2.3	2.3	2.3	2.3	2.3
Avg. Stride Length [m]	7.0	7.6	7.3	7.1	7.0	6.9	6.8	6.8



- [ ] Ranking at each section and finish
- .-.- No data available at this section
- NA No data available





Horse/Jockey Name	Rapido Gris
Final Rank	7
Fastest Section Time (Section)	0:11.13 (1400m)
Top Speed [km/h] (Section)	67.6 (Overall)
Race State	Finished

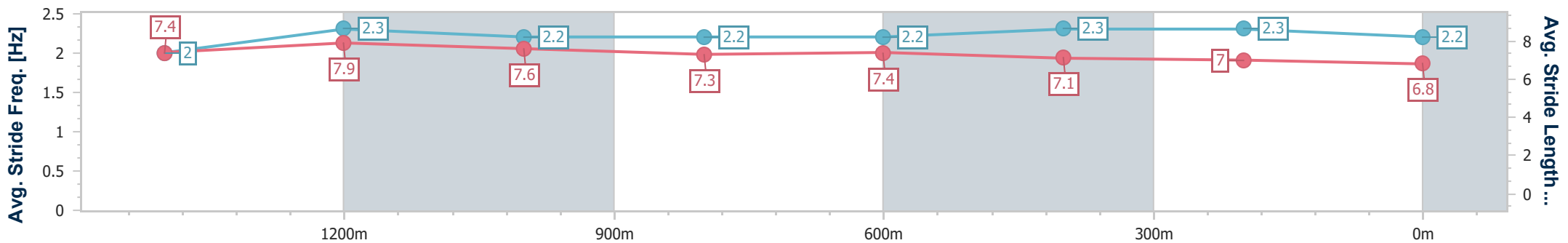
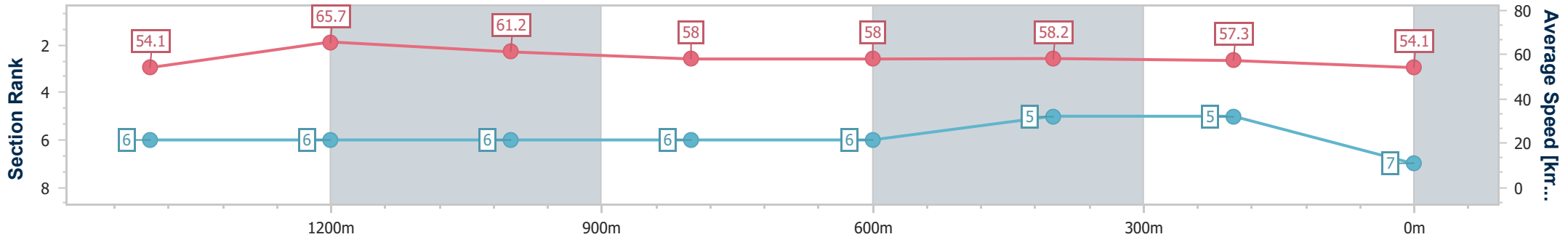


Toowoomba QLD Professional  
 Race 6: SUBZERO AIRCONDITIONING BENCHMARK 62  
 Handicap - 1625m  
 15 July 2023 - 20:05



Track Rating: Good 4, Weather: , Rail Position: +4m Entire

Section	Overall	1400m	1200m	1000m	800m	600m	400m	200m
Section Times	1:42.08 [7] (0:15.02)	1:27.06 [6] (0:11.13)	1:15.93 [6] (0:11.82)	1:04.11 [6] (0:12.65)	0:51.46 [6] (0:12.70)	0:38.76 [6] (0:12.68)	0:26.08 [5] (0:12.81)	0:13.27 [5] (0:13.27)
Average Speed [km/h]	54.1	65.7	61.2	58.0	58.0	58.2	57.3	54.1
Top Speed [km/h]	67.6	67.3	64.2	59.9	59.4	59.3	58.1	56.8
Avg. Dist. to Rail [m]	4.4	2.7	4.1	5.4	5.5	5.0	5.4	5.2
Avg. Stride Freq. [Hz]	2.0	2.3	2.2	2.2	2.2	2.3	2.3	2.2
Avg. Stride Length [m]	7.4	7.9	7.6	7.3	7.4	7.1	7.0	6.8



- [ ] Ranking at each section and finish
- .-.- No data available at this section
- NA No data available