



Aquis Park Gold Coast Poly QLD Professional

Race 8: MARSH ADVANTAGE INSURANCE Class 1 Plate - 1540m



15 July 2023 - 16:24

Track Rating: Synthetic, Weather: Overcast, Rail Position: True

Section		Field Times												
Rank	TAB	Horse/Jockey	Barrier	Top Speed [km/h]	Fastest Section	Overall	1400m	1200m	1000m	800m	600m	400m	Last 600m	Distance Travelled [m]
1	8	ALL'S FAIR Rikki Jamieson	1	64.3 200m	0:10.17 Overall	1:33.11 [1] (0:10.17)	1:22.94 [2] (0:11.61)	1:11.33 [2] (0:12.24)	0:59.09 [3] (0:11.99)	0:46.95 [3] (0:11.89)	0:35.06 [4] (0:11.72)	0:23.34 [4] (0:11.54)	0:35.06	
2	5	PALATIAL PRINCE Matthew McGillivray	2	64.8 600m	0:10.35 Overall	1:33.43 [2] (0:10.35)	1:23.08 [4] (0:11.75)	1:11.33 [4] (0:12.13)	0:59.20 [4] (0:11.98)	0:47.22 [4] (0:11.81)	0:35.41 [3] (0:11.43)	0:23.98 [2] (0:11.69)	0:35.41	-4
3	7	PAGATO Jai Williams	4	64.6 800m	0:09.97 Overall	1:33.46 [3] (0:09.97)	1:23.49 [1] (0:11.63)	1:11.86 [1] (0:12.23)	0:59.63 [1] (0:11.99)	0:47.64 [1] (0:11.71)	0:35.93 [1] (0:11.52)	0:24.41 [1] (0:11.88)	0:35.93	-4
4	11	SELFIE TIME Michael Cahill	6	63.7 800m	0:10.34 Overall	1:33.68 [4] (0:10.34)	1:23.34 [3] (0:11.70)	1:11.64 [3] (0:11.86)	0:59.78 [2] (0:12.09)	0:47.69 [2] (0:11.82)	0:35.87 [2] (0:11.66)	0:24.21 [3] (0:11.74)	0:35.87	+3
5	6	CHAYSE 'N' STORMS Bailey Wheeler	5	63.5 600m	0:10.76 Overall	1:34.73 [5] (0:10.76)	1:23.97 [6] (0:12.03)	1:11.94 [7] (0:11.96)	0:59.98 [8] (0:11.96)	0:48.02 [8] (0:11.75)	0:36.27 [7] (0:11.70)	0:24.57 [5] (0:12.10)	0:36.27	+1
6	4	MAGIC MIKEY Micheal Hellyer	9	63.9 600m	0:10.89 Overall	1:34.87 [6] (0:10.89)	1:23.98 [8] (0:12.08)	1:11.90 [8] (0:11.67)	1:00.23 [6] (0:11.78)	0:48.45 [6] (0:12.03)	0:36.42 [6] (0:11.87)	0:24.55 [8] (0:12.02)	0:36.42	+10
7	1	BOOM STORM Jackson Morris	7	62.8 600m	0:11.02 Overall	1:34.97 [7] (0:11.02)	1:23.95 [9] (0:12.02)	1:11.93 [9] (0:11.93)	1:00.00 [9] (0:12.04)	0:47.96 [9] (0:11.68)	0:36.28 [9] (0:11.71)	0:24.57 [9] (0:12.01)	0:36.28	-7
8	10	MISS PIERPOINT Noriyuki Masuda	10	64.0 800m	0:11.06 Overall	1:34.98 [8] (0:11.06)	1:23.92 [10] (0:12.16)	1:11.76 [10] (0:11.90)	0:59.86 [10] (0:12.00)	0:47.86 [10] (0:11.66)	0:36.20 [10] (0:11.91)	0:24.29 [10] (0:12.06)	0:36.20	+0
9	9	ANCHORAGE Casey Waddell	3	62.8 600m	0:10.87 Overall	1:35.01 [9] (0:10.87)	1:24.14 [7] (0:11.90)	1:12.24 [6] (0:11.96)	1:00.28 [7] (0:11.93)	0:48.35 [7] (0:11.82)	0:36.53 [8] (0:11.74)	0:24.79 [6] (0:12.15)	0:36.53	-5
10	2	BRAVE INSTINCTION Noel Callow	8	63.5 600m	0:10.49 Overall	1:35.51 [10] (0:10.49)	1:25.02 [5] (0:11.93)	1:13.09 [5] (0:12.05)	1:01.04 [5] (0:11.94)	0:49.10 [5] (0:12.03)	0:37.07 [5] (0:11.83)	0:25.24 [7] (0:12.36)	0:37.07	+9

Scratched: Fantwa (#3)

Report Created: Sat 15 July 2023 16:43 GMT+10 (Note: Timing is based on position data)

Page 1/12

[] Ranking at each section and finish
 -:-:- No data available at this section
 NA No data available

SCN Saddle cloth number
 DNF Did not finish
 DNT Did not track

data processed by TRIPLESDATA



Aquis Park Gold Coast Poly QLD Professional

Race 8: MARSH ADVANTAGE INSURANCE Class 1 Plate - 1540m

15 July 2023 - 16:24



HOME OF THE GOLD COAST
TURF CLUB & EVENT CENTRE

Track Rating: Synthetic, Weather: Overcast, Rail Position: True

Section				200m				Last 600m	
Field Times				0:12.18 (0:12.18)				0:35.58	
Rank	TAB	Horse/Jockey	Barrier	Top Speed [km/h]	Fastest Section	Margin			Distance Travelled [m]
1	8	ALL'S FAIR Rikki Jamieson	1	64.3 200m	0:10.17 Overall	0:11.80 [4] (0:11.80)	1:33.11		0:35.06
2	5	PALATIAL PRINCE Matthew McGillivray	2	64.8 600m	0:10.35 Overall	0:12.29 [2] (0:12.29)	1.8L		0:35.41 -4
3	7	PAGATO Jai Williams	4	64.6 800m	0:09.97 Overall	0:12.53 [1] (0:12.53)	2L		0:35.93 -4
4	11	SELFIE TIME Michael Cahill	6	63.7 800m	0:10.34 Overall	0:12.47 [3] (0:12.47)	3.3L		0:35.87 +3
5	6	CHAYSE 'N' STORMS Bailey Wheeler	5	63.5 600m	0:10.76 Overall	0:12.47 [5] (0:12.47)	9.3L		0:36.27 +1
6	4	MAGIC MIKEY Micheal Hellyer	9	63.9 600m	0:10.89 Overall	0:12.53 [6] (0:12.53)	10.1L		0:36.42 +10
7	1	BOOM STORM Jackson Morris	7	62.8 600m	0:11.02 Overall	0:12.56 [8] (0:12.56)	10.6L		0:36.28 -7
8	10	MISS PIERPOINT Noriyuki Masuda	10	64.0 800m	0:11.06 Overall	0:12.23 [10] (0:12.23)	10.7L		0:36.20 +0
9	9	ANCHORAGE Casey Waddell	3	62.8 600m	0:10.87 Overall	0:12.64 [7] (0:12.64)	10.8L		0:36.53 -5
10	2	BRAVE INSTINCTION Noel Callow	8	63.5 600m	0:10.49 Overall	0:12.88 [9] (0:12.88)	13.6L		0:37.07 +9

Scratched: Fantwa (#3)

Report Created: Sat 15 July 2023 16:43 GMT+10 (Note: Timing is based on position data)

Page 2/12

[] Ranking at each section and finish
-:--:- No data available at this section
NA No data available

SCN Saddle cloth number
DNF Did not finish
DNT Did not track

data processed by TRIPLESDATA



Horse/Jockey Name	All's Fair
Final Rank	1
Fastest Section Time (Section)	0:10.17 (Overall)
Top Speed [km/h] (Section)	64.3 (200m)
Race State	Finished



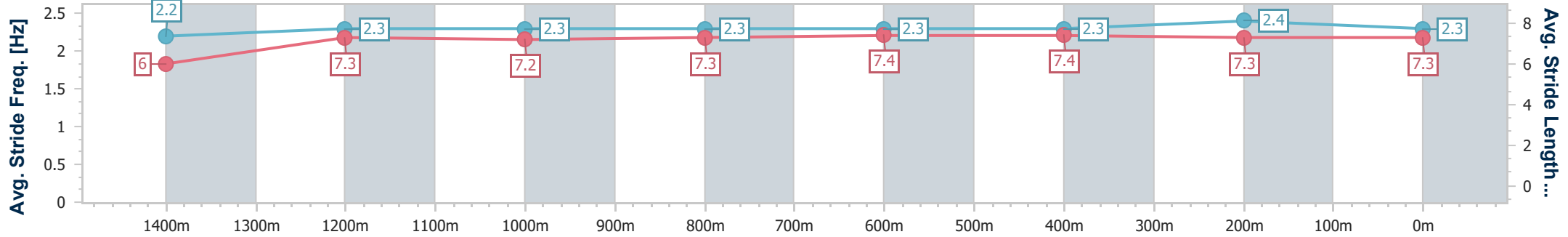
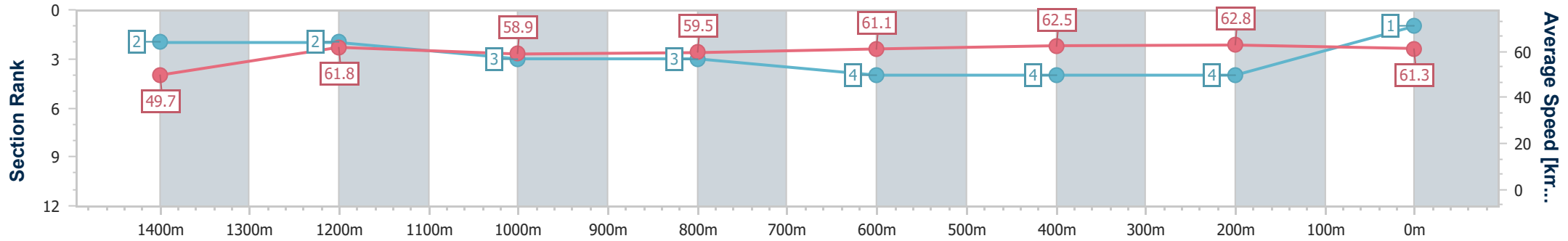
Aquis Park Gold Coast Poly QLD Professional
Race 8: MARSH ADVANTAGE INSURANCE Class 1 Plate - 1540m



15 July 2023 - 16:24

Track Rating: Synthetic, Weather: Overcast, Rail Position: True

Section	Overall	1400m	1200m	1000m	800m	600m	400m	200m
Section Times	1:33.11 [1] (0:10.17)	1:22.94 [2] (0:11.61)	1:11.33 [2] (0:12.24)	0:59.09 [3] (0:12.14)	0:46.95 [3] (0:11.89)	0:35.06 [4] (0:11.72)	0:23.34 [4] (0:11.54)	0:11.80 [4] (0:11.80)
Average Speed [km/h]	49.7	61.8	58.9	59.5	61.1	62.5	62.8	61.3
Top Speed [km/h]	62.7	62.7	61.1	60.4	63.8	63.8	64.2	64.3
Avg. Dist. to Rail [m]	1.9	0.4	0.7	1.0	1.8	3.7	3.7	2.8
Avg. Stride Freq. [Hz]	2.2	2.3	2.3	2.3	2.3	2.3	2.4	2.3
Avg. Stride Length [m]	6.0	7.3	7.2	7.3	7.4	7.4	7.3	7.3



- [] Ranking at each section and finish
- .-.- No data available at this section
- NA No data available



Horse/Jockey Name	Palatial Prince
Final Rank	2
Fastest Section Time (Section)	0:10.35 (Overall)
Top Speed [km/h] (Section)	64.8 (600m)
Race State	Finished



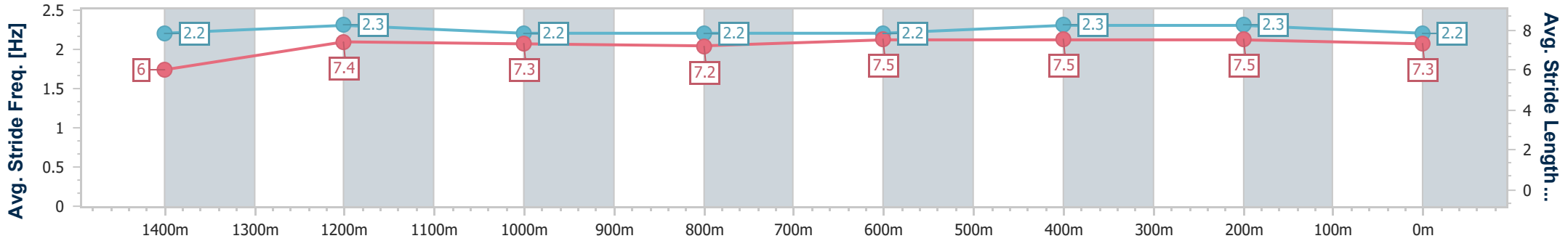
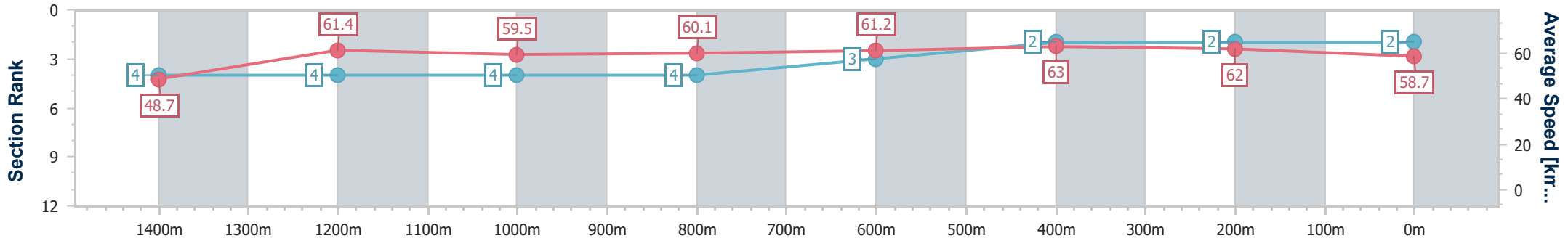
Aquis Park Gold Coast Poly QLD Professional
Race 8: MARSH ADVANTAGE INSURANCE Class 1 Plate - 1540m



15 July 2023 - 16:24

Track Rating: Synthetic, Weather: Overcast, Rail Position: True

Section	Overall	1400m	1200m	1000m	800m	600m	400m	200m
Section Times	1:33.43 [2] (0:10.35)	1:23.08 [4] (0:11.75)	1:11.33 [4] (0:12.13)	0:59.20 [4] (0:11.98)	0:47.22 [4] (0:11.81)	0:35.41 [3] (0:11.43)	0:23.98 [2] (0:11.69)	0:12.29 [2] (0:12.29)
Average Speed [km/h]	48.7	61.4	59.5	60.1	61.2	63.0	62.0	58.7
Top Speed [km/h]	61.5	62.7	61.4	60.9	64.4	64.8	63.2	60.8
Avg. Dist. to Rail [m]	3.5	0.3	0.8	0.6	0.5	0.7	1.9	3.1
Avg. Stride Freq. [Hz]	2.2	2.3	2.2	2.2	2.2	2.3	2.3	2.2
Avg. Stride Length [m]	6.0	7.4	7.3	7.2	7.5	7.5	7.5	7.3



- [] Ranking at each section and finish
- .-.- No data available at this section
- NA No data available



Horse/Jockey Name	Pagato
Final Rank	3
Fastest Section Time (Section)	0:09.97 (Overall)
Top Speed [km/h] (Section)	64.6 (800m)
Race State	Finished



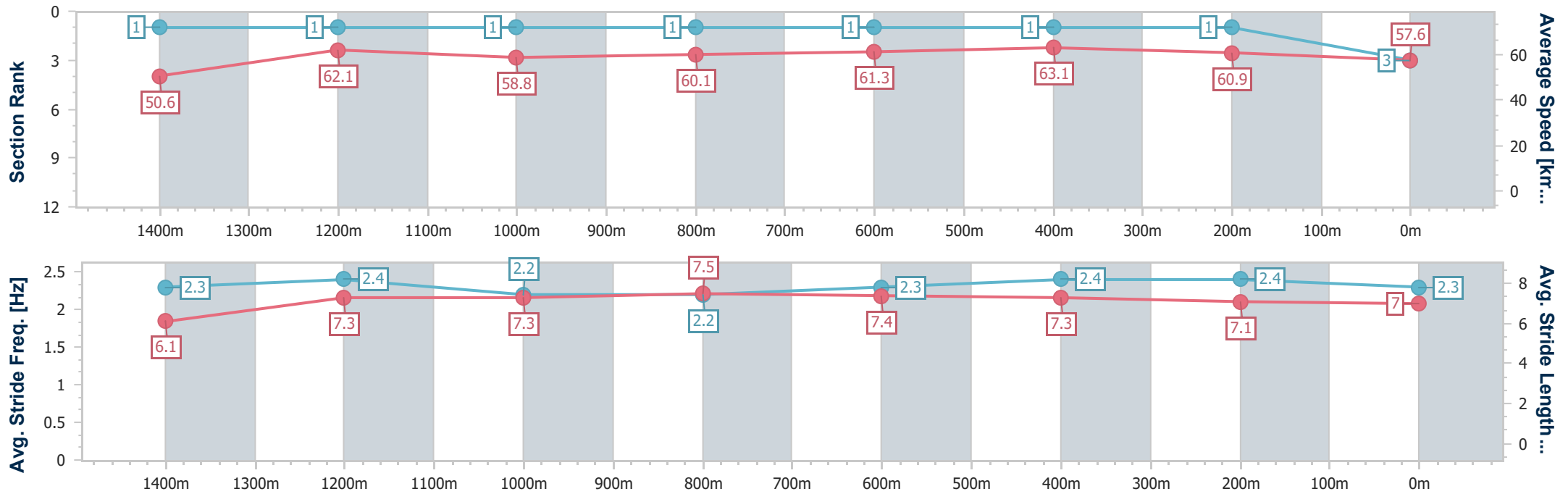
Aquis Park Gold Coast Poly QLD Professional
Race 8: MARSH ADVANTAGE INSURANCE Class 1 Plate - 1540m



15 July 2023 - 16:24

Track Rating: Synthetic, Weather: Overcast, Rail Position: True

Section	Overall	1400m	1200m	1000m	800m	600m	400m	200m
Section Times	1:33.46 [3] (0:09.97)	1:23.49 [1] (0:11.63)	1:11.86 [1] (0:12.23)	0:59.63 [1] (0:11.99)	0:47.64 [1] (0:11.71)	0:35.93 [1] (0:11.52)	0:24.41 [1] (0:11.88)	0:12.53 [1] (0:12.53)
Average Speed [km/h]	50.6	62.1	58.8	60.1	61.3	63.1	60.9	57.6
Top Speed [km/h]	64.6	64.5	61.2	61.2	64.6	64.6	61.7	59.9
Avg. Dist. to Rail [m]	4.7	0.5	0.2	0.2	0.3	1.1	2.2	0.7
Avg. Stride Freq. [Hz]	2.3	2.4	2.2	2.2	2.3	2.4	2.4	2.3
Avg. Stride Length [m]	6.1	7.3	7.3	7.5	7.4	7.3	7.1	7.0



- [] Ranking at each section and finish
- .-.- No data available at this section
- NA No data available



Horse/Jockey Name	Selfie Time
Final Rank	4
Fastest Section Time (Section)	0:10.34 (Overall)
Top Speed [km/h] (Section)	63.7 (800m)
Race State	Finished



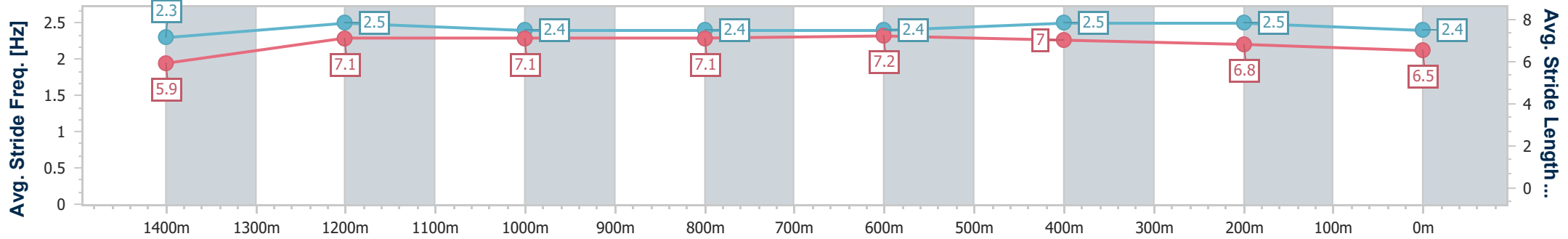
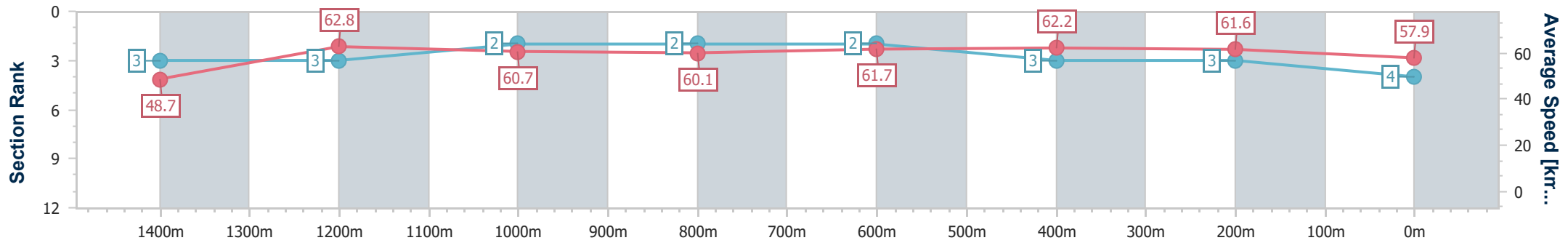
Aquis Park Gold Coast Poly QLD Professional
Race 8: MARSH ADVANTAGE INSURANCE Class 1 Plate - 1540m



15 July 2023 - 16:24

Track Rating: Synthetic, Weather: Overcast, Rail Position: True

Section	Overall	1400m	1200m	1000m	800m	600m	400m	200m
Section Times	1:33.68 [4] (0:10.34)	1:23.34 [3] (0:11.70)	1:11.64 [3] (0:11.86)	0:59.78 [2] (0:12.09)	0:47.69 [2] (0:11.82)	0:35.87 [2] (0:11.66)	0:24.21 [3] (0:11.74)	0:12.47 [3] (0:12.47)
Average Speed [km/h]	48.7	62.8	60.7	60.1	61.7	62.2	61.6	57.9
Top Speed [km/h]	63.2	63.7	61.4	61.1	63.7	63.1	62.2	60.8
Avg. Dist. to Rail [m]	6.0	2.4	4.2	3.1	2.2	1.4	2.6	4.1
Avg. Stride Freq. [Hz]	2.3	2.5	2.4	2.4	2.4	2.5	2.5	2.4
Avg. Stride Length [m]	5.9	7.1	7.1	7.1	7.2	7.0	6.8	6.5



- [] Ranking at each section and finish
- .-.- No data available at this section
- NA No data available



Horse/Jockey Name	Chayse 'N' Storms
Final Rank	5
Fastest Section Time (Section)	0:10.76 (Overall)
Top Speed [km/h] (Section)	63.5 (600m)
Race State	Finished



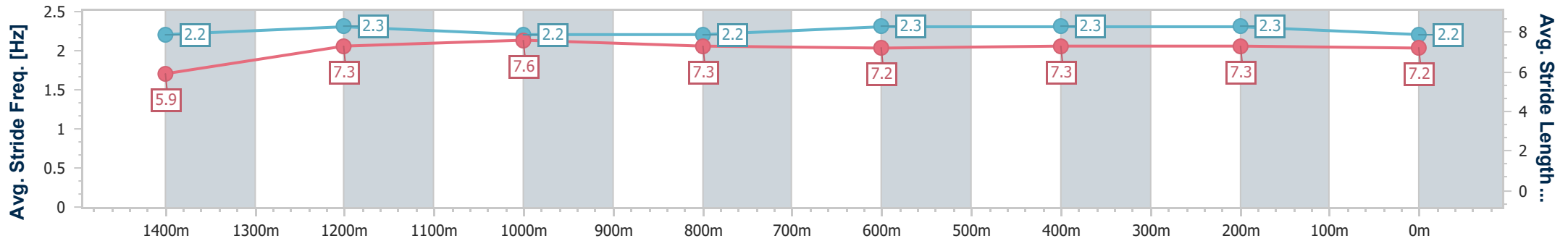
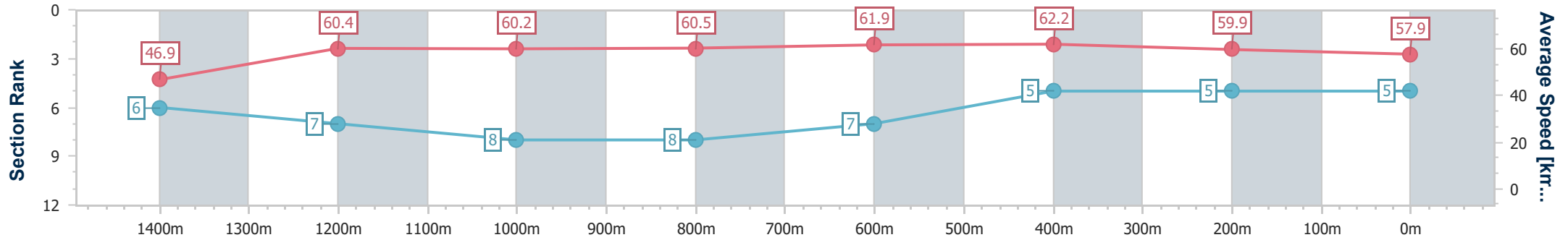
Aquis Park Gold Coast Poly QLD Professional
Race 8: MARSH ADVANTAGE INSURANCE Class 1 Plate - 1540m



15 July 2023 - 16:24

Track Rating: Synthetic, Weather: Overcast, Rail Position: True

Section	Overall	1400m	1200m	1000m	800m	600m	400m	200m
Section Times	1:34.73 [5] (0:10.76)	1:23.97 [6] (0:12.03)	1:11.94 [7] (0:11.96)	0:59.98 [8] (0:11.96)	0:48.02 [8] (0:11.75)	0:36.27 [7] (0:11.70)	0:24.57 [5] (0:12.10)	0:12.47 [5] (0:12.47)
Average Speed [km/h]	46.9	60.4	60.2	60.5	61.9	62.2	59.9	57.9
Top Speed [km/h]	60.8	61.1	60.9	62.1	62.6	63.5	60.5	59.6
Avg. Dist. to Rail [m]	4.8	1.2	1.3	1.6	1.7	2.1	4.5	5.2
Avg. Stride Freq. [Hz]	2.2	2.3	2.2	2.2	2.3	2.3	2.3	2.2
Avg. Stride Length [m]	5.9	7.3	7.6	7.3	7.2	7.3	7.3	7.2



- [] Ranking at each section and finish
- .-.- No data available at this section
- NA No data available



Horse/Jockey Name	Magic Mikey
Final Rank	6
Fastest Section Time (Section)	0:10.89 (Overall)
Top Speed [km/h] (Section)	63.9 (600m)
Race State	Finished



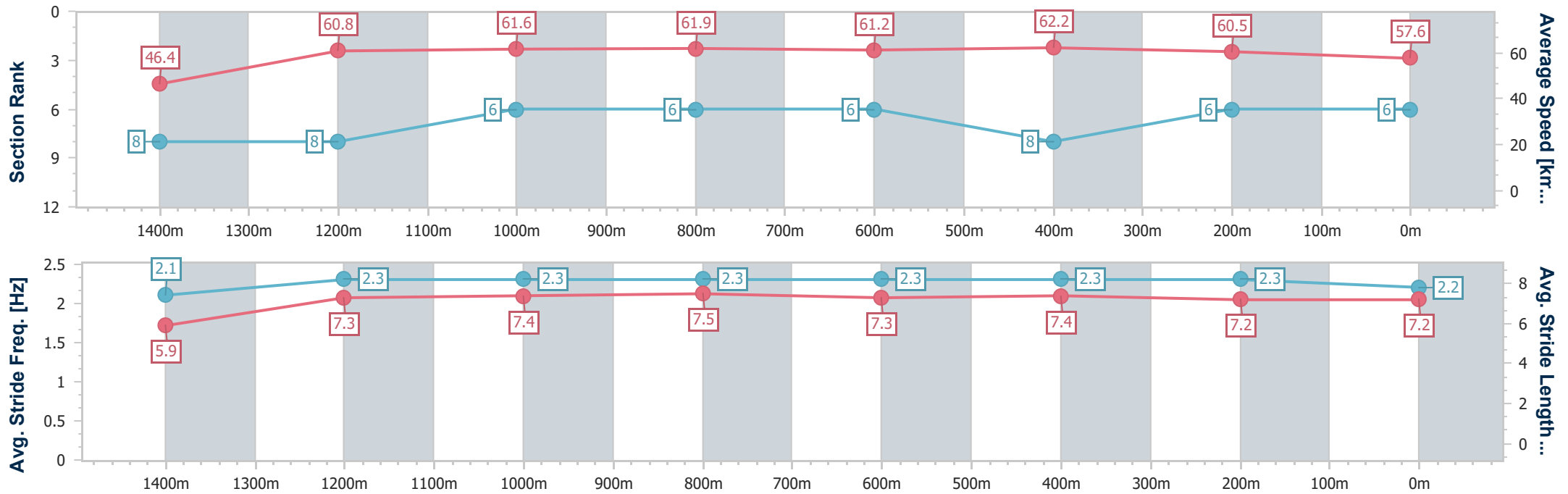
Aquis Park Gold Coast Poly QLD Professional
Race 8: MARSH ADVANTAGE INSURANCE Class 1 Plate - 1540m



15 July 2023 - 16:24

Track Rating: Synthetic, Weather: Overcast, Rail Position: True

Section	Overall	1400m	1200m	1000m	800m	600m	400m	200m
Section Times	1:34.87 [6] (0:10.89)	1:23.98 [8] (0:12.08)	1:11.90 [8] (0:11.67)	1:00.23 [6] (0:11.78)	0:48.45 [6] (0:12.03)	0:36.42 [6] (0:11.87)	0:24.55 [8] (0:12.02)	0:12.53 [6] (0:12.53)
Average Speed [km/h]	46.4	60.8	61.6	61.9	61.2	62.2	60.5	57.6
Top Speed [km/h]	59.8	61.8	63.2	63.0	62.8	63.9	61.9	60.2
Avg. Dist. to Rail [m]	7.9	2.5	3.0	3.1	4.0	5.0	6.6	7.7
Avg. Stride Freq. [Hz]	2.1	2.3	2.3	2.3	2.3	2.3	2.3	2.2
Avg. Stride Length [m]	5.9	7.3	7.4	7.5	7.3	7.4	7.2	7.2



- [] Ranking at each section and finish
- .-.- No data available at this section
- NA No data available



Horse/Jockey Name	Boom Storm
Final Rank	7
Fastest Section Time (Section)	0:11.02 (Overall)
Top Speed [km/h] (Section)	62.8 (600m)
Race State	Finished



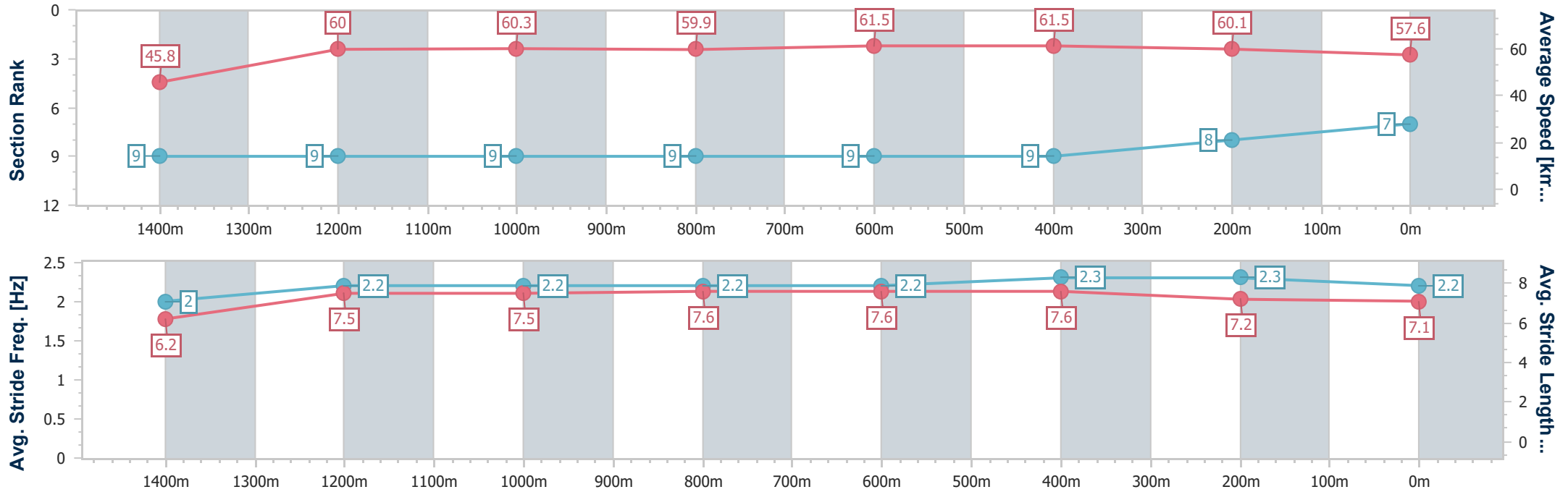
Aquis Park Gold Coast Poly QLD Professional
Race 8: MARSH ADVANTAGE INSURANCE Class 1 Plate - 1540m



15 July 2023 - 16:24

Track Rating: Synthetic, Weather: Overcast, Rail Position: True

Section	Overall	1400m	1200m	1000m	800m	600m	400m	200m						
Section Times	1:34.97 [7] (0:11.02)	1:23.95 [9] (0:12.02)	1:11.93 [9] (0:11.93)	1:00.00 [9] (0:12.04)	0:47.96 [9] (0:11.68)	0:36.28 [9] (0:11.71)	0:24.57 [9] (0:12.01)	0:12.56 [8] (0:12.56)						
Average Speed [km/h]	45.8	60.0	60.3	59.9	61.5	61.5	60.1	57.6						
Top Speed [km/h]	58.8	61.1	61.3	60.8	62.7	62.8	60.9	60.0						
Avg. Dist. to Rail [m]	5.9	0.2	0.4	0.5	0.4	0.3	2.4	3.2						
Avg. Stride Freq. [Hz]	2.0	2.2	2.2	2.2	2.2	2.3	2.3	2.2						
Avg. Stride Length [m]	6.2	7.5	7.5	7.6	7.6	7.6	7.2	7.1						



- [] Ranking at each section and finish
- .-.- No data available at this section
- NA No data available



Horse/Jockey Name	Miss Pierpoint
Final Rank	8
Fastest Section Time (Section)	0:11.06 (Overall)
Top Speed [km/h] (Section)	64.0 (800m)
Race State	Finished



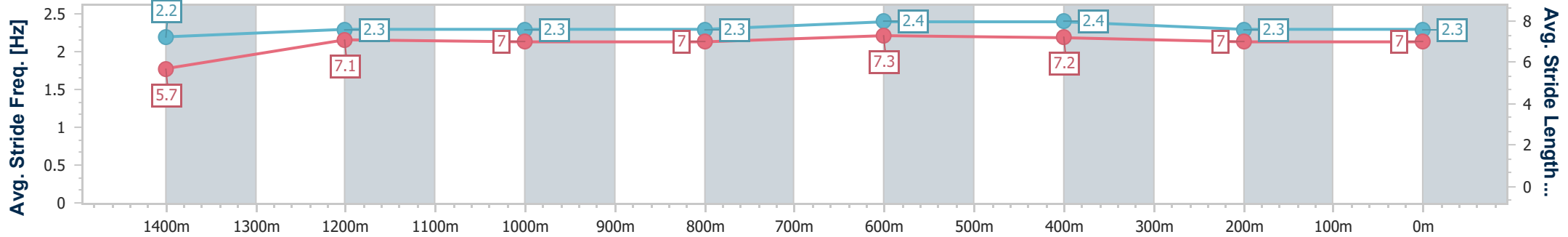
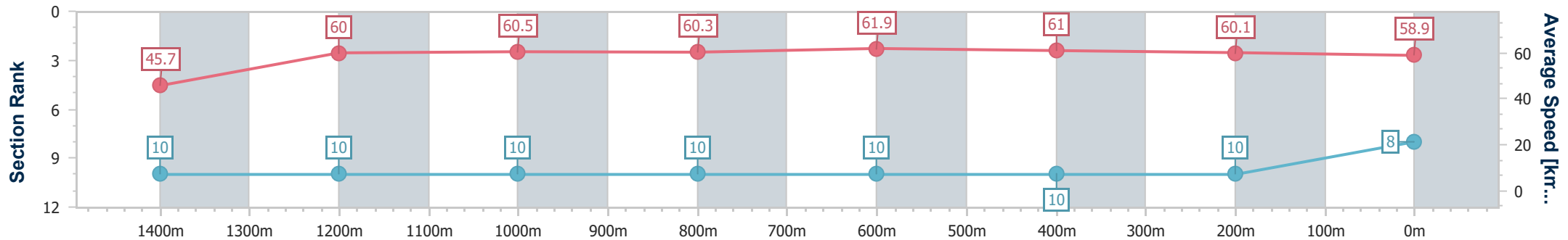
Aquis Park Gold Coast Poly QLD Professional
Race 8: MARSH ADVANTAGE INSURANCE Class 1 Plate - 1540m



15 July 2023 - 16:24

Track Rating: Synthetic, Weather: Overcast, Rail Position: True

Section	Overall	1400m	1200m	1000m	800m	600m	400m	200m
Section Times	1:34.98 [8] (0:11.06)	1:23.92 [10] (0:12.16)	1:11.76 [10] (0:11.90)	0:59.86 [10] (0:12.00)	0:47.86 [10] (0:11.66)	0:36.20 [10] (0:11.91)	0:24.29 [10] (0:12.06)	0:12.23 [10] (0:12.23)
Average Speed [km/h]	45.7	60.0	60.5	60.3	61.9	61.0	60.1	58.9
Top Speed [km/h]	59.9	62.2	61.6	61.9	64.0	63.8	61.7	61.5
Avg. Dist. to Rail [m]	8.8	1.6	2.0	1.5	0.6	1.4	3.4	3.3
Avg. Stride Freq. [Hz]	2.2	2.3	2.3	2.3	2.4	2.4	2.3	2.3
Avg. Stride Length [m]	5.7	7.1	7.0	7.0	7.3	7.2	7.0	7.0



- [] Ranking at each section and finish
- .-.- No data available at this section
- NA No data available



Horse/Jockey Name	Anchorage
Final Rank	9
Fastest Section Time (Section)	0:10.87 (Overall)
Top Speed [km/h] (Section)	62.8 (600m)
Race State	Finished



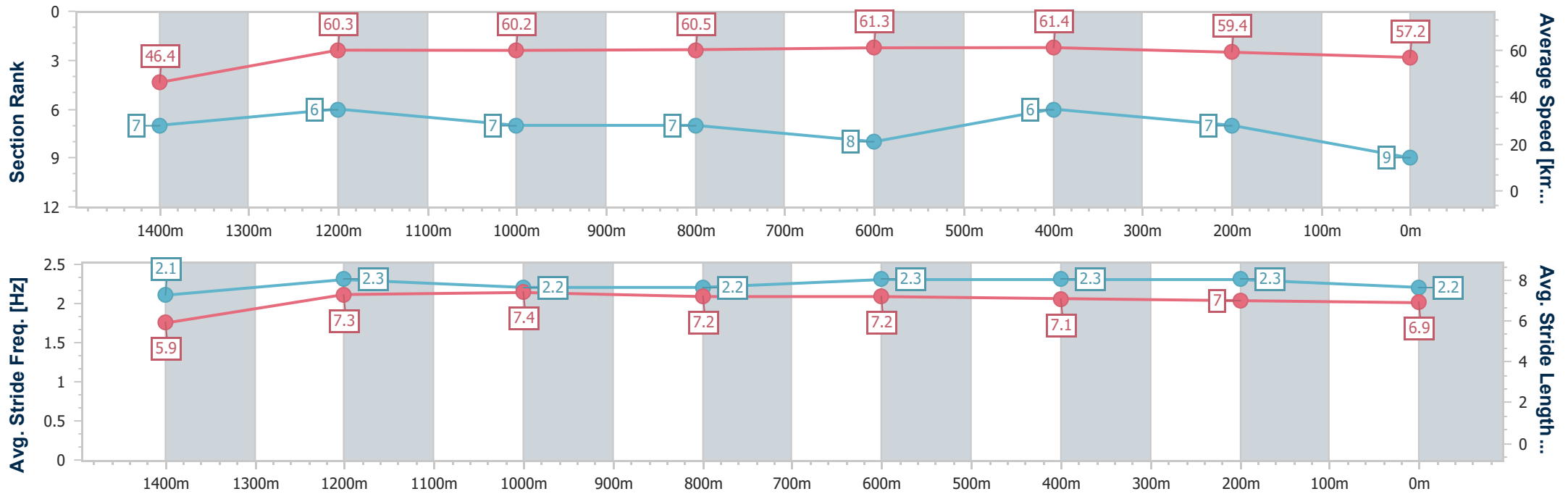
Aquis Park Gold Coast Poly QLD Professional
Race 8: MARSH ADVANTAGE INSURANCE Class 1 Plate - 1540m



15 July 2023 - 16:24

Track Rating: Synthetic, Weather: Overcast, Rail Position: True

Section	Overall	1400m	1200m	1000m	800m	600m	400m	200m
Section Times	1:35.01 [9] (0:10.87)	1:24.14 [7] (0:11.90)	1:12.24 [6] (0:11.96)	1:00.28 [7] (0:11.93)	0:48.35 [7] (0:11.82)	0:36.53 [8] (0:11.74)	0:24.79 [6] (0:12.15)	0:12.64 [7] (0:12.64)
Average Speed [km/h]	46.4	60.3	60.2	60.5	61.3	61.4	59.4	57.2
Top Speed [km/h]	60.6	61.0	60.9	61.3	62.3	62.8	60.4	58.4
Avg. Dist. to Rail [m]	3.0	0.5	0.2	0.5	0.8	0.7	1.8	2.5
Avg. Stride Freq. [Hz]	2.1	2.3	2.2	2.2	2.3	2.3	2.3	2.2
Avg. Stride Length [m]	5.9	7.3	7.4	7.2	7.2	7.1	7.0	6.9



- [] Ranking at each section and finish
- .-.- No data available at this section
- NA No data available



Horse/Jockey Name	Brave Instinction
Final Rank	10
Fastest Section Time (Section)	0:10.49 (Overall)
Top Speed [km/h] (Section)	63.5 (600m)
Race State	Finished



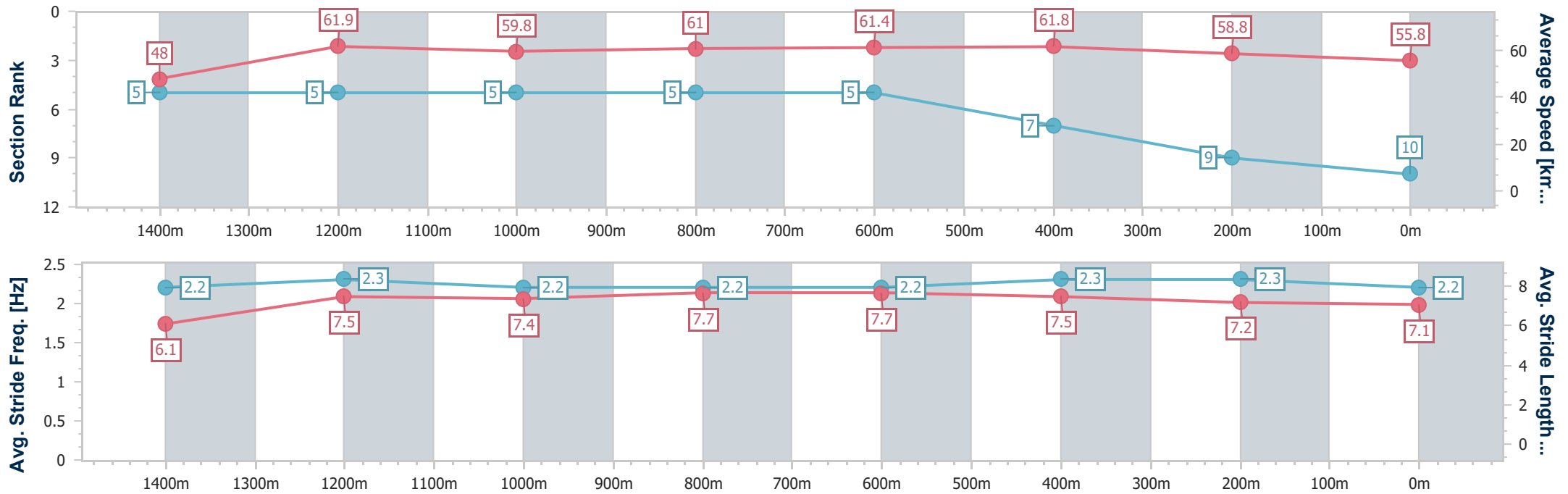
Aquis Park Gold Coast Poly QLD Professional
Race 8: MARSH ADVANTAGE INSURANCE Class 1 Plate - 1540m



15 July 2023 - 16:24

Track Rating: Synthetic, Weather: Overcast, Rail Position: True

Section	Overall	1400m	1200m	1000m	800m	600m	400m	200m
Section Times	1:35.51 [10] (0:10.49)	1:25.02 [5] (0:11.93)	1:13.09 [5] (0:12.05)	1:01.04 [5] (0:11.94)	0:49.10 [5] (0:12.03)	0:37.07 [5] (0:11.83)	0:25.24 [7] (0:12.36)	0:12.88 [9] (0:12.88)
Average Speed [km/h]	48.0	61.9	59.8	61.0	61.4	61.8	58.8	55.8
Top Speed [km/h]	61.0	62.9	61.3	62.7	62.8	63.5	59.6	57.9
Avg. Dist. to Rail [m]	8.1	3.3	3.6	3.7	4.1	3.5	4.6	5.6
Avg. Stride Freq. [Hz]	2.2	2.3	2.2	2.2	2.2	2.3	2.3	2.2
Avg. Stride Length [m]	6.1	7.5	7.4	7.7	7.7	7.5	7.2	7.1



- [] Ranking at each section and finish
- .-.- No data available at this section
- NA No data available