



Doomben QLD Professional
Race 8: SOUTHS SPORTS CLUB QTIS BENCHMARK 70 Handicap (4YO
only QTIS bonuses applicable) - 1350m
12 July 2023 - 16:42



Track Rating: Good 4, Weather: Overcast, Rail Position: +5m Entire Course

Section		Field Times										Last 600m
		Overall	1200m	1000m	800m	600m	400m					
		1:20.46 (0:11.30)	1:09.16 (0:11.59)	0:57.57 (0:12.17)	0:45.40 (0:11.83)	0:33.57 (0:11.13)	0:22.44 (0:10.82)	0:33.57				
Rank	TAB Horse/Jockey	Barrier	Top Speed [km/h]	Fastest Section								Distance Travelled [m]
1	8 BRENTWOOD Angela Jones	11	68.8 400m	0:10.76 400m	1:20.46 [1] (0:11.30)	1:09.16 [1] (0:11.59)	0:57.57 [2] (0:12.19)	0:45.38 [2] (0:11.90)	0:33.48 [3] (0:11.28)	0:22.20 [2] (0:10.76)	0:33.48	
2	5 ALLEZ ZOU Ryan Wiggins	6	67.1 400m	0:10.82 400m	1:20.86 [2] (0:11.32)	1:09.54 [2] (0:11.57)	0:57.97 [1] (0:12.17)	0:45.80 [1] (0:11.83)	0:33.97 [1] (0:11.13)	0:22.84 [1] (0:10.82)	0:33.97 -8	
3	4 BIG SHORT Justin Huxtable	2	67.1 400m	0:11.00 400m	1:21.02 [3] (0:11.57)	1:09.45 [4] (0:11.80)	0:57.65 [4] (0:11.81)	0:45.84 [3] (0:11.75)	0:34.09 [2] (0:11.43)	0:22.66 [3] (0:11.00)	0:34.09 +1	
4	7 ROSOVO Bailey Wheeler	1	66.3 400m	0:10.98 400m	1:21.03 [4] (0:11.89)	1:09.14 [6] (0:11.91)	0:57.23 [7] (0:11.90)	0:45.33 [7] (0:11.82)	0:33.51 [7] (0:11.16)	0:22.34 [6] (0:10.98)	0:33.51 -7	
5	3 VICTORY BAY Larry Cassidy	5	67.1 400m	0:10.92 400m	1:21.15 [5] (0:11.72)	1:09.43 [5] (0:11.97)	0:57.46 [6] (0:11.85)	0:45.61 [6] (0:11.91)	0:33.70 [5] (0:11.23)	0:22.47 [5] (0:10.92)	0:33.70 +2	
6	2 HOLSTEIN Michael Cahill	4	66.6 400m	0:10.92 400m	1:21.16 [6] (0:11.36)	1:09.80 [3] (0:11.92)	0:57.88 [3] (0:12.02)	0:45.86 [4] (0:11.88)	0:33.98 [4] (0:11.33)	0:22.65 [4] (0:10.92)	0:33.98 -3	
7	1 HOKAHEY Melea Castle	8	67.9 400m	0:10.88 400m	1:21.56 [7] (0:12.01)	1:09.55 [7] (0:11.62)	0:57.93 [5] (0:11.83)	0:46.10 [5] (0:12.03)	0:34.07 [6] (0:11.56)	0:22.51 [9] (0:10.88)	0:34.07 +8	
8	16 ASWAAT Damien Thornton	7	67.5 400m	0:10.97 400m	1:21.59 [8] (0:12.06)	1:09.53 [8] (0:11.86)	0:57.67 [8] (0:11.81)	0:45.86 [8] (0:11.93)	0:33.93 [8] (0:11.24)	0:22.69 [8] (0:10.97)	0:33.93 -1	
9	12 SET ME UP Georgina Cartwright	12	65.9 400m	0:11.10 400m	1:21.90 [9] (0:12.26)	1:09.64 [9] (0:11.92)	0:57.72 [9] (0:11.73)	0:45.99 [9] (0:11.78)	0:34.21 [9] (0:11.20)	0:23.01 [7] (0:11.10)	0:34.21 -6	

Scratched: Highly Ambitious (#15), Hakkai Maru (#9), Gaius (#6), Confessed (#13), Crack Of Doom (#14), Magic In Me (#10), Majestics Request (#11)



Doomben QLD Professional
Race 8: SOUTHS SPORTS CLUB QTIS BENCHMARK 70 Handicap (4YO
only QTIS bonuses applicable) - 1350m
12 July 2023 - 16:42



Track Rating: Good 4, Weather: Overcast, Rail Position: +5m Entire Course

Section				200m				Last 600m	
Field Times				0:11.62 (0:11.62)				0:33.57	
Rank	TAB Horse/Jockey	Barrier	Top Speed [km/h]	Fastest Section	Margin				Distance Travelled [m]
1	8 BRENTWOOD Angela Jones	11	68.8 400m	0:10.76 400m	0:11.44 [2] (0:11.44)	1:20.46		0:33.48	
2	5 ALLEZ ZOU Ryan Wiggins	6	67.1 400m	0:10.82 400m	0:12.02 [1] (0:12.02)	2.36L		0:33.97	-8
3	4 BIG SHORT Justin Huxtable	2	67.1 400m	0:11.00 400m	0:11.66 [3] (0:11.66)	3.27L		0:34.09	+1
4	7 ROSOVO Bailey Wheeler	1	66.3 400m	0:10.98 400m	0:11.37 [6] (0:11.37)	3.38L		0:33.51	-7
5	3 VICTORY BAY Larry Cassidy	5	67.1 400m	0:10.92 400m	0:11.55 [5] (0:11.55)	4.04L		0:33.70	+2
6	2 HOLSTEIN Michael Cahill	4	66.6 400m	0:10.92 400m	0:11.73 [4] (0:11.73)	4.1L		0:33.98	-3
7	1 HOKAHEY Melea Castle	8	67.9 400m	0:10.88 400m	0:11.63 [8] (0:11.63)	6.5L		0:34.07	+8
8	16 ASWAAT Damien Thornton	7	67.5 400m	0:10.97 400m	0:11.72 [7] (0:11.72)	6.67L		0:33.93	-1
9	12 SET ME UP Georgina Cartwright	12	65.9 400m	0:11.10 400m	0:11.91 [9] (0:11.91)	8.47L		0:34.21	-6

Scratched: Highly Ambitious (#15), Hakkai Maru (#9), Gaius (#6), Confessed (#13), Crack Of Doom (#14), Magic In Me (#10), Majestics Request (#11)

[] Ranking at each section and finish
 -:-:- No data available at this section
 NA No data available

SCN Saddle cloth number
 DNF Did not finish
 DNT Did not track



Horse/Jockey Name	Brentwood
Final Rank	1
Fastest Section Time (Section)	0:10.76 (400m)
Top Speed [km/h] (Section)	68.8 (400m)
Race State	Finished



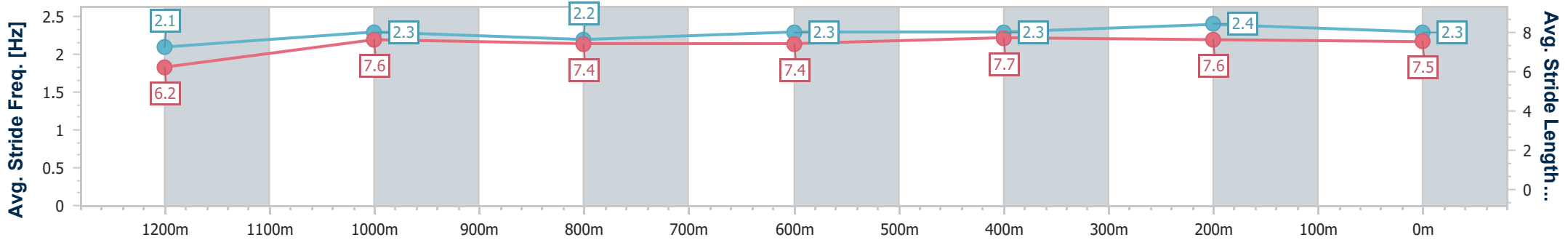
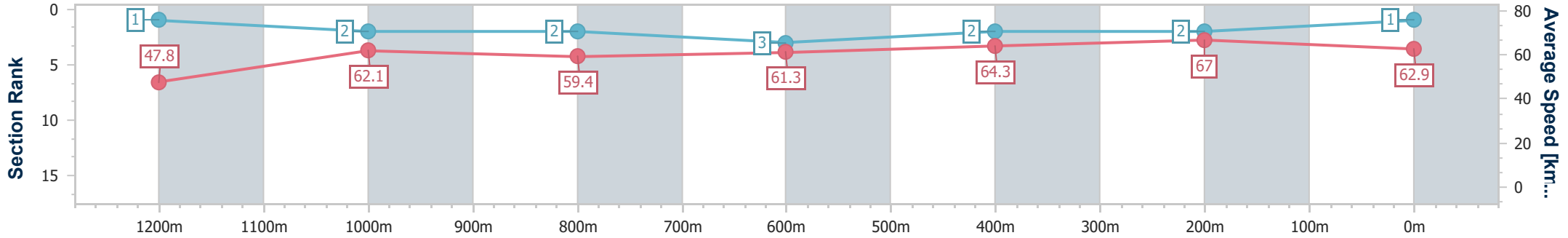
Doomben QLD Professional
Race 8: SOUTHS SPORTS CLUB QTIS BENCHMARK 70
Handicap (4YO only QTIS bonuses applicable) - 1350m



BRISBANE
RACING CLUB

12 July 2023 - 16:42
 Track Rating: Good 4, Weather: Overcast, Rail Position: +5m Entire Course

Section	Overall	1200m	1000m	800m	600m	400m	200m
Section Times	1:20.46 [1] (0:11.30)	1:09.16 [1] (0:11.59)	0:57.57 [2] (0:12.19)	0:45.38 [2] (0:11.90)	0:33.48 [3] (0:11.28)	0:22.20 [2] (0:10.76)	0:11.44 [2] (0:11.44)
Average Speed [km/h]	47.8	62.1	59.4	61.3	64.3	67.0	62.9
Top Speed [km/h]	63.8	64.2	61.0	64.1	65.9	68.8	66.7
Avg. Dist. to Rail [m]	6.6	1.8	1.7	2.5	1.3	1.4	0.9
Avg. Stride Freq. [Hz]	2.1	2.3	2.2	2.3	2.3	2.4	2.3
Avg. Stride Length [m]	6.2	7.6	7.4	7.4	7.7	7.6	7.5



- [] Ranking at each section and finish
- .-.- No data available at this section
- NA No data available



Horse/Jockey Name	Allez Zou
Final Rank	2
Fastest Section Time (Section)	0:10.82 (400m)
Top Speed [km/h] (Section)	67.1 (400m)
Race State	Finished



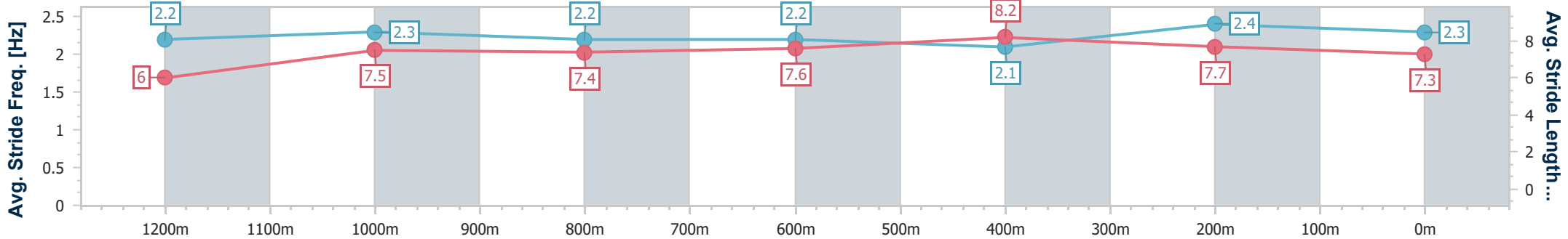
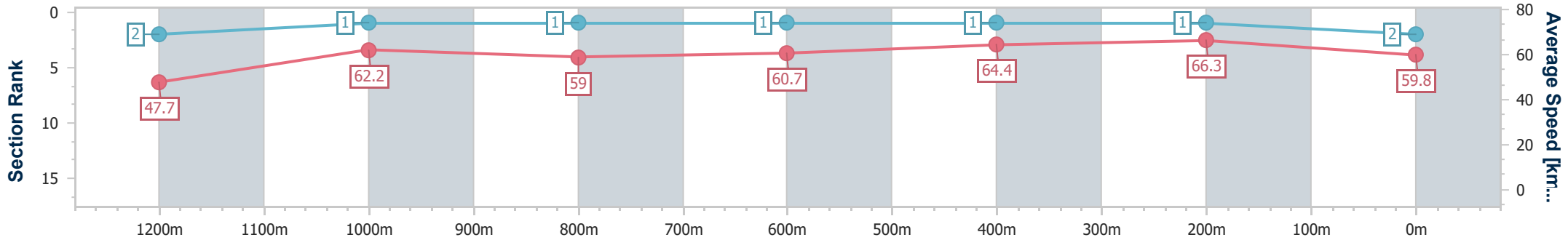
Doomben QLD Professional
Race 8: SOUTHS SPORTS CLUB QTIS BENCHMARK 70
Handicap (4YO only QTIS bonuses applicable) - 1350m



BRISBANE
RACING CLUB

12 July 2023 - 16:42
 Track Rating: Good 4, Weather: Overcast, Rail Position: +5m Entire Course

Section	Overall	1200m	1000m	800m	600m	400m	200m
Section Times	1:20.86 [2] (0:11.32)	1:09.54 [2] (0:11.57)	0:57.97 [1] (0:12.17)	0:45.80 [1] (0:11.83)	0:33.97 [1] (0:11.13)	0:22.84 [1] (0:10.82)	0:12.02 [1] (0:12.02)
Average Speed [km/h]	47.7	62.2	59.0	60.7	64.4	66.3	59.8
Top Speed [km/h]	63.6	63.6	60.4	62.8	67.1	67.1	64.1
Avg. Dist. to Rail [m]	4.8	0.6	0.4	0.6	0.8	2.7	2.7
Avg. Stride Freq. [Hz]	2.2	2.3	2.2	2.2	2.1	2.4	2.3
Avg. Stride Length [m]	6.0	7.5	7.4	7.6	8.2	7.7	7.3



- [] Ranking at each section and finish
- .-.- No data available at this section
- NA No data available



Horse/Jockey Name	Big Short
Final Rank	3
Fastest Section Time (Section)	0:11.00 (400m)
Top Speed [km/h] (Section)	67.1 (400m)
Race State	Finished



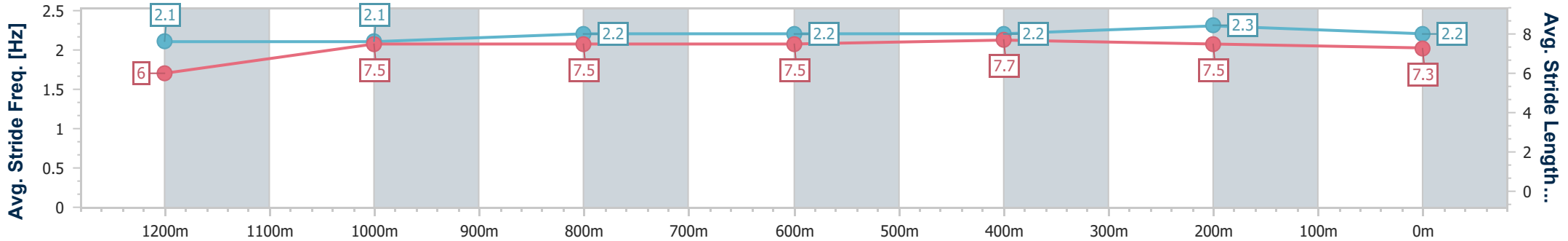
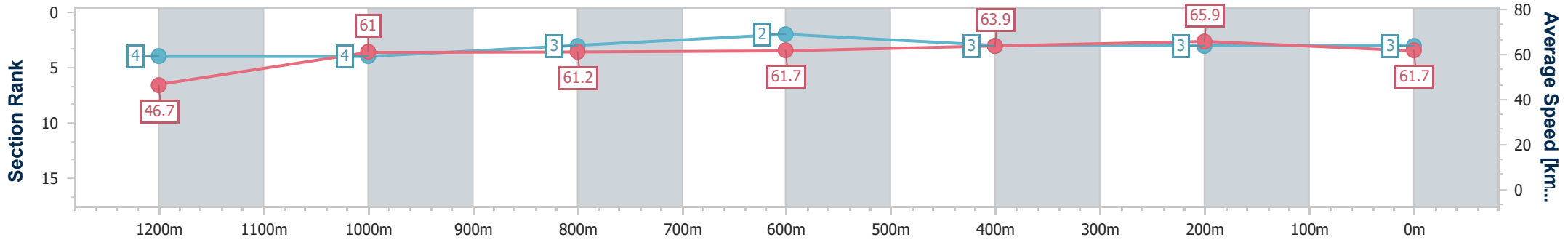
Doomben QLD Professional
Race 8: SOUTHS SPORTS CLUB QTIS BENCHMARK 70
Handicap (4YO only QTIS bonuses applicable) - 1350m



BRISBANE
RACING CLUB

12 July 2023 - 16:42
 Track Rating: Good 4, Weather: Overcast, Rail Position: +5m Entire Course

Section	Overall	1200m	1000m	800m	600m	400m	200m
Section Times	1:21.02 [3] (0:11.57)	1:09.45 [4] (0:11.80)	0:57.65 [4] (0:11.81)	0:45.84 [3] (0:11.75)	0:34.09 [2] (0:11.43)	0:22.66 [3] (0:11.00)	0:11.66 [3] (0:11.66)
Average Speed [km/h]	46.7	61.0	61.2	61.7	63.9	65.9	61.7
Top Speed [km/h]	61.4	62.3	62.6	63.9	64.5	67.1	64.7
Avg. Dist. to Rail [m]	1.8	0.7	1.3	1.4	2.5	3.7	5.0
Avg. Stride Freq. [Hz]	2.1	2.1	2.2	2.2	2.2	2.3	2.2
Avg. Stride Length [m]	6.0	7.5	7.5	7.5	7.7	7.5	7.3



- [] Ranking at each section and finish
- .-.- No data available at this section
- NA No data available



Horse/Jockey Name	Rosovo
Final Rank	4
Fastest Section Time (Section)	0:10.98 (400m)
Top Speed [km/h] (Section)	66.3 (400m)
Race State	Finished



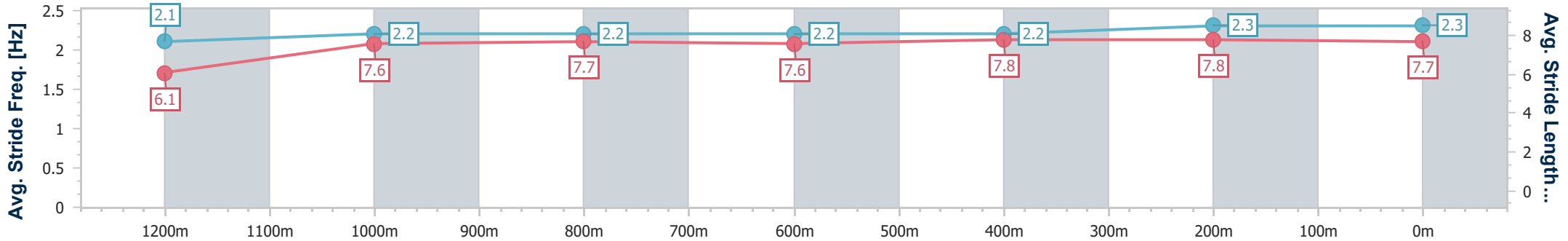
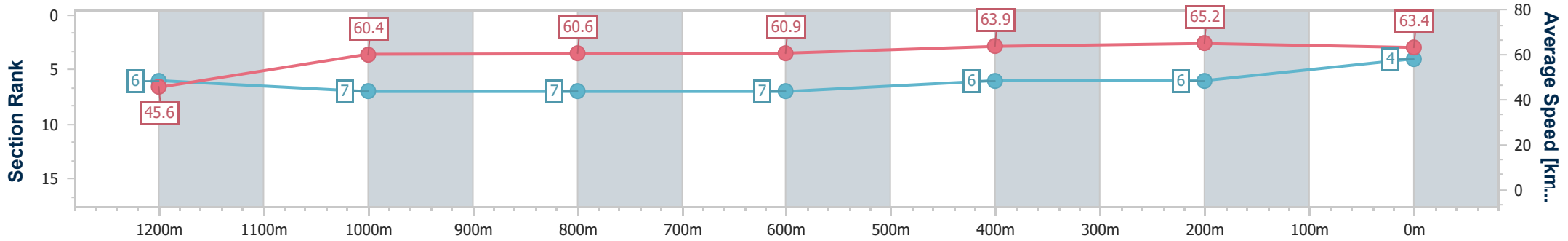
Doomben QLD Professional
Race 8: SOUTHS SPORTS CLUB QTIS BENCHMARK 70
Handicap (4YO only QTIS bonuses applicable) - 1350m



BRISBANE
RACING CLUB

12 July 2023 - 16:42
 Track Rating: Good 4, Weather: Overcast, Rail Position: +5m Entire Course

Section	Overall	1200m	1000m	800m	600m	400m	200m
Section Times	1:21.03 [4] (0:11.89)	1:09.14 [6] (0:11.91)	0:57.23 [7] (0:11.90)	0:45.33 [7] (0:11.82)	0:33.51 [7] (0:11.16)	0:22.34 [6] (0:10.98)	0:11.37 [6] (0:11.37)
Average Speed [km/h]	45.6	60.4	60.6	60.9	63.9	65.2	63.4
Top Speed [km/h]	61.0	62.0	62.0	63.4	64.5	66.3	65.4
Avg. Dist. to Rail [m]	1.3	0.9	0.9	0.3	1.5	2.2	1.4
Avg. Stride Freq. [Hz]	2.1	2.2	2.2	2.2	2.2	2.3	2.3
Avg. Stride Length [m]	6.1	7.6	7.7	7.6	7.8	7.8	7.7



- [] Ranking at each section and finish
- .-.- No data available at this section
- NA No data available



Horse/Jockey Name	Victory Bay
Final Rank	5
Fastest Section Time (Section)	0:10.92 (400m)
Top Speed [km/h] (Section)	67.1 (400m)
Race State	Finished

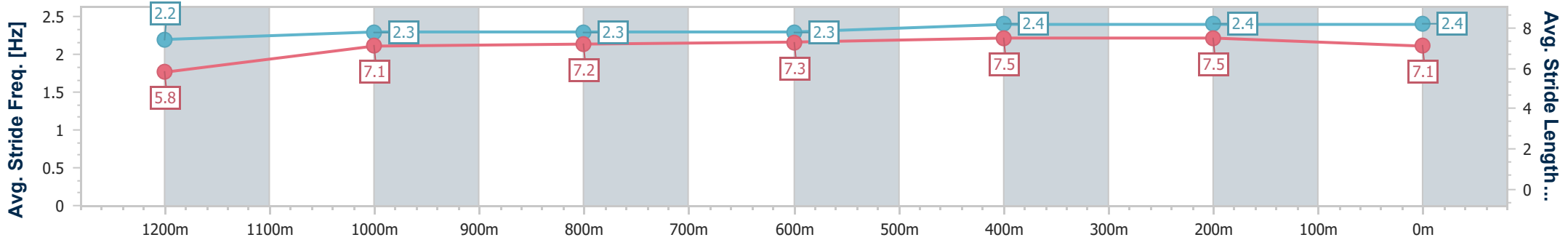
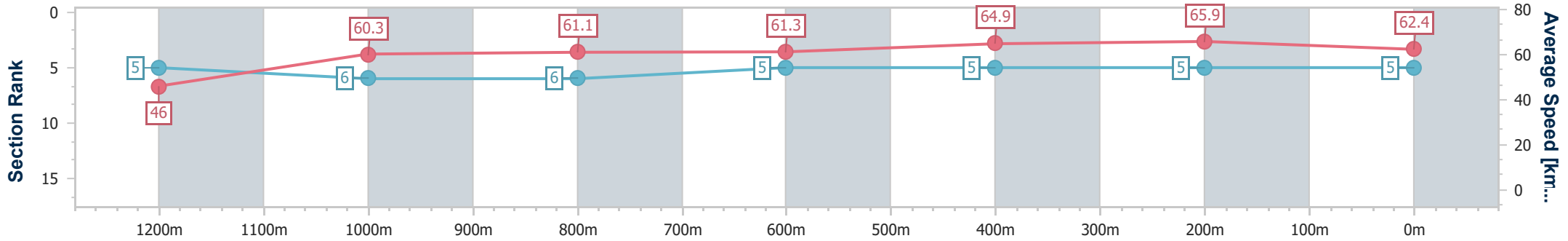


Doomben QLD Professional
Race 8: SOUTHS SPORTS CLUB QTIS BENCHMARK 70
Handicap (4YO only QTIS bonuses applicable) - 1350m
 12 July 2023 - 16:42
 Track Rating: Good 4, Weather: Overcast, Rail Position: +5m Entire Course



BRISBANE
RACING CLUB

Section	Overall	1200m	1000m	800m	600m	400m	200m
Section Times	1:21.15 [5] (0:11.72)	1:09.43 [5] (0:11.97)	0:57.46 [6] (0:11.85)	0:45.61 [6] (0:11.91)	0:33.70 [5] (0:11.23)	0:22.47 [5] (0:10.92)	0:11.55 [5] (0:11.55)
Average Speed [km/h]	46.0	60.3	61.1	61.3	64.9	65.9	62.4
Top Speed [km/h]	61.8	61.6	62.6	64.4	65.8	67.1	65.4
Avg. Dist. to Rail [m]	4.3	2.2	2.4	2.9	2.1	1.8	3.9
Avg. Stride Freq. [Hz]	2.2	2.3	2.3	2.3	2.4	2.4	2.4
Avg. Stride Length [m]	5.8	7.1	7.2	7.3	7.5	7.5	7.1



- [] Ranking at each section and finish
- .-.- No data available at this section
- NA No data available



Horse/Jockey Name	Holstein
Final Rank	6
Fastest Section Time (Section)	0:10.92 (400m)
Top Speed [km/h] (Section)	66.6 (400m)
Race State	Finished



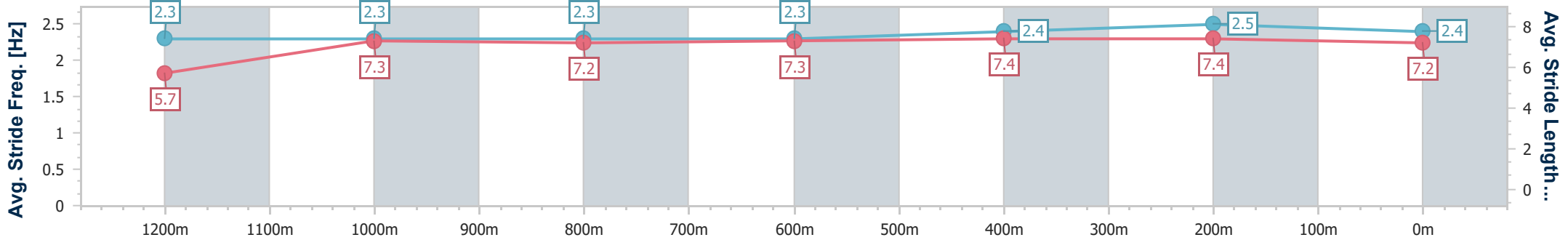
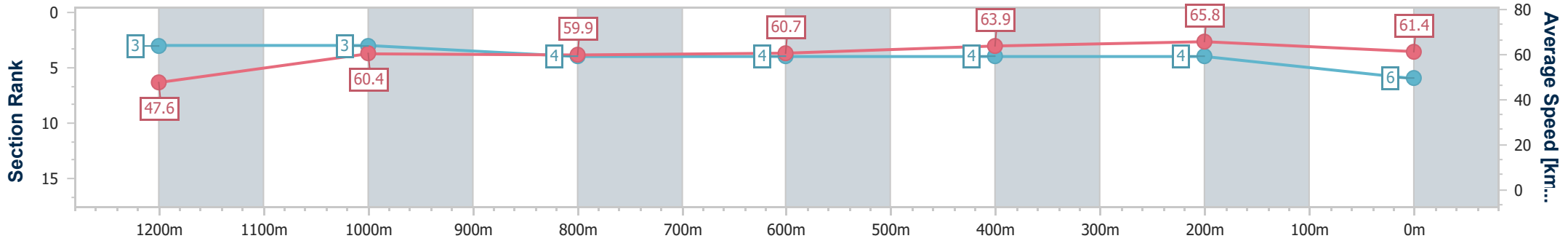
Doomben QLD Professional
Race 8: SOUTHS SPORTS CLUB QTIS BENCHMARK 70
Handicap (4YO only QTIS bonuses applicable) - 1350m



BRISBANE
RACING CLUB

12 July 2023 - 16:42
 Track Rating: Good 4, Weather: Overcast, Rail Position: +5m Entire Course

Section	Overall	1200m	1000m	800m	600m	400m	200m
Section Times	1:21.16 [6] (0:11.36)	1:09.80 [3] (0:11.92)	0:57.88 [3] (0:12.02)	0:45.86 [4] (0:11.88)	0:33.98 [4] (0:11.33)	0:22.65 [4] (0:10.92)	0:11.73 [4] (0:11.73)
Average Speed [km/h]	47.6	60.4	59.9	60.7	63.9	65.8	61.4
Top Speed [km/h]	60.9	60.8	61.9	63.2	65.4	66.6	64.7
Avg. Dist. to Rail [m]	2.6	0.1	0.2	0.6	1.1	0.3	0.3
Avg. Stride Freq. [Hz]	2.3	2.3	2.3	2.3	2.4	2.5	2.4
Avg. Stride Length [m]	5.7	7.3	7.2	7.3	7.4	7.4	7.2



- [] Ranking at each section and finish
- .-.- No data available at this section
- NA No data available



Horse/Jockey Name	Hokahey
Final Rank	7
Fastest Section Time (Section)	0:10.88 (400m)
Top Speed [km/h] (Section)	67.9 (400m)
Race State	Finished



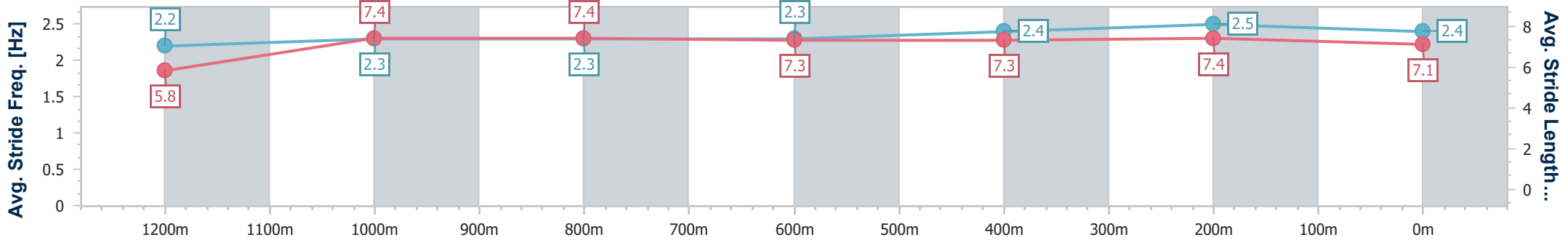
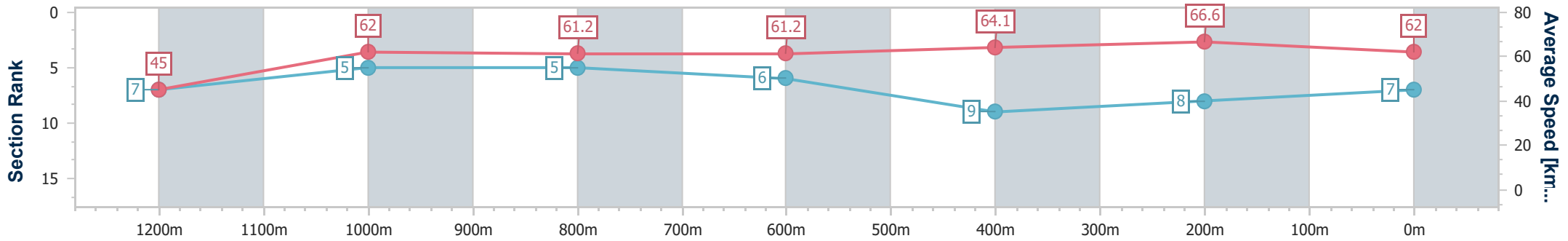
Doomben QLD Professional
Race 8: SOUTHS SPORTS CLUB QTIS BENCHMARK 70
Handicap (4YO only QTIS bonuses applicable) - 1350m



BRISBANE
RACING CLUB

12 July 2023 - 16:42
 Track Rating: Good 4, Weather: Overcast, Rail Position: +5m Entire Course

Section	Overall	1200m	1000m	800m	600m	400m	200m
Section Times	1:21.56 [7] (0:12.01)	1:09.55 [7] (0:11.62)	0:57.93 [5] (0:11.83)	0:46.10 [5] (0:12.03)	0:34.07 [6] (0:11.56)	0:22.51 [9] (0:10.88)	0:11.63 [8] (0:11.63)
Average Speed [km/h]	45.0	62.0	61.2	61.2	64.1	66.6	62.0
Top Speed [km/h]	60.5	63.0	62.4	62.8	67.4	67.9	67.1
Avg. Dist. to Rail [m]	5.9	2.5	2.2	4.8	5.4	3.5	4.4
Avg. Stride Freq. [Hz]	2.2	2.3	2.3	2.3	2.4	2.5	2.4
Avg. Stride Length [m]	5.8	7.4	7.4	7.3	7.3	7.4	7.1



- [] Ranking at each section and finish
- .-.- No data available at this section
- NA No data available



Horse/Jockey Name	Aswaat
Final Rank	8
Fastest Section Time (Section)	0:10.97 (400m)
Top Speed [km/h] (Section)	67.5 (400m)
Race State	Finished



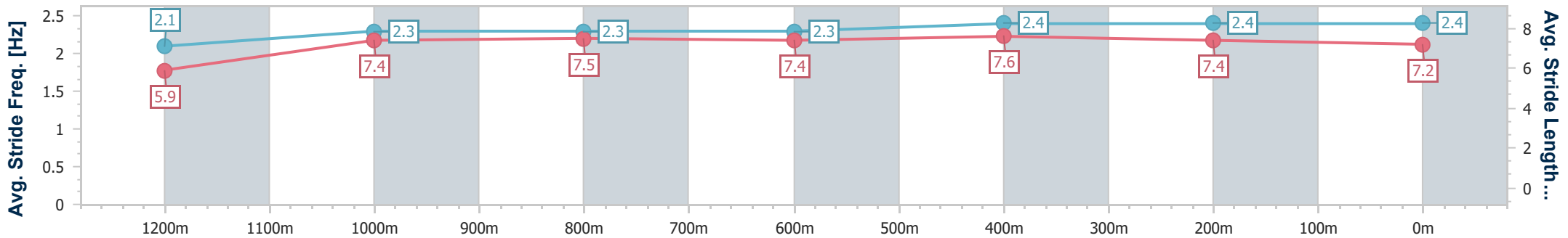
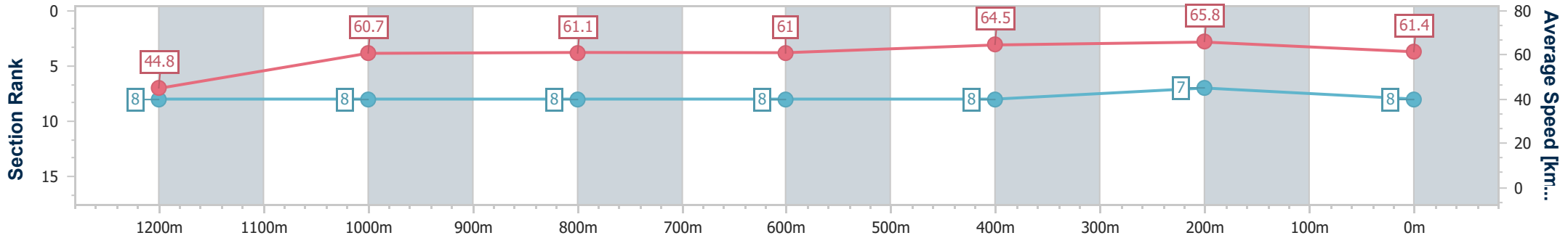
Doomben QLD Professional
Race 8: SOUTHS SPORTS CLUB QTIS BENCHMARK 70
Handicap (4YO only QTIS bonuses applicable) - 1350m



BRISBANE
RACING CLUB

12 July 2023 - 16:42
 Track Rating: Good 4, Weather: Overcast, Rail Position: +5m Entire Course

Section	Overall	1200m	1000m	800m	600m	400m	200m
Section Times	1:21.59 [8] (0:12.06)	1:09.53 [8] (0:11.86)	0:57.67 [8] (0:11.81)	0:45.86 [8] (0:11.93)	0:33.93 [8] (0:11.24)	0:22.69 [8] (0:10.97)	0:11.72 [7] (0:11.72)
Average Speed [km/h]	44.8	60.7	61.1	61.0	64.5	65.8	61.4
Top Speed [km/h]	60.6	62.1	62.1	62.9	65.7	67.5	64.1
Avg. Dist. to Rail [m]	4.3	1.2	1.3	1.9	1.3	2.1	3.5
Avg. Stride Freq. [Hz]	2.1	2.3	2.3	2.3	2.4	2.4	2.4
Avg. Stride Length [m]	5.9	7.4	7.5	7.4	7.6	7.4	7.2



- [] Ranking at each section and finish
- .-.- No data available at this section
- NA No data available



Horse/Jockey Name	Set Me Up
Final Rank	9
Fastest Section Time (Section)	0:11.10 (400m)
Top Speed [km/h] (Section)	65.9 (400m)
Race State	Finished

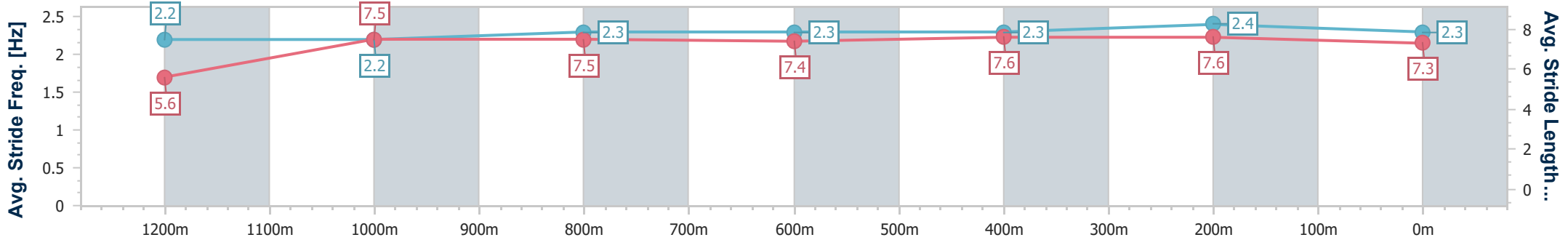
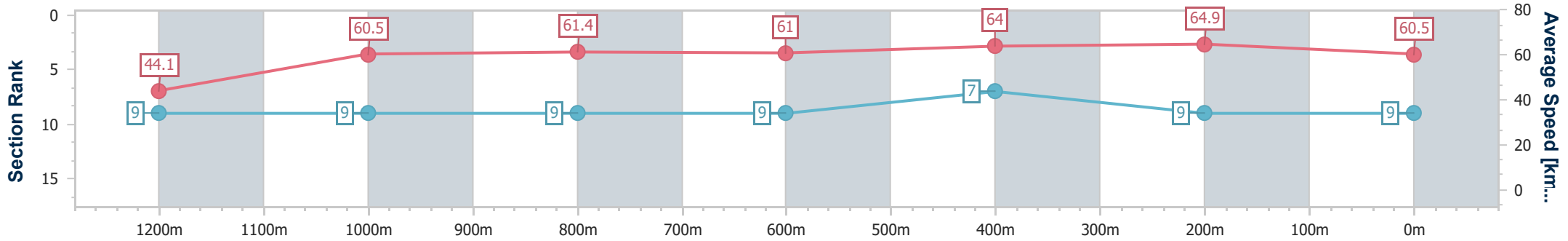


Doomben QLD Professional
Race 8: SOUTHS SPORTS CLUB QTIS BENCHMARK 70
Handicap (4YO only QTIS bonuses applicable) - 1350m
 12 July 2023 - 16:42
 Track Rating: Good 4, Weather: Overcast, Rail Position: +5m Entire Course



BRISBANE
 RACING CLUB

Section	Overall	1200m	1000m	800m	600m	400m	200m						
Section Times	1:21.90 [9] (0:12.26)	1:09.64 [9] (0:11.92)	0:57.72 [9] (0:11.73)	0:45.99 [9] (0:11.78)	0:34.21 [9] (0:11.20)	0:23.01 [7] (0:11.10)	0:11.91 [9] (0:11.91)						
Average Speed [km/h]	44.1	60.5	61.4	61.0	64.0	64.9	60.5						
Top Speed [km/h]	61.9	62.0	62.6	62.1	65.5	65.9	63.6						
Avg. Dist. to Rail [m]	7.5	3.1	1.2	0.5	0.7	0.7	3.3						
Avg. Stride Freq. [Hz]	2.2	2.2	2.3	2.3	2.3	2.4	2.3						
Avg. Stride Length [m]	5.6	7.5	7.5	7.4	7.6	7.6	7.3						



- [] Ranking at each section and finish
- .-.- No data available at this section
- NA No data available