



Doomben QLD Professional

Race 5: BRC MEMBERSHIP ON SALE NOW BENCHMARK 65 Handicap - 2030m

12 July 2023 - 14:57



BRISBANE
RACING CLUB

Track Rating: Good 4, Weather: Overcast, Rail Position: +5m Entire Course

Section		Overall	1800m	1600m	1400m	1200m	1000m	800m	Last 600m				
Field Times		2:05.83 (0:15.89)	1:49.94 (0:11.68)	1:38.26 (0:12.26)	1:26.00 (0:12.48)	1:13.52 (0:12.35)	1:01.17 (0:12.35)	0:48.82 (0:12.41)	0:36.41				
Rank	TAB Horse/Jockey	Barrier	Top Speed [km/h]	Fastest Section	Distance Travelled [m]								
1	4 SURREEL Melea Castle	2	64.7	0:11.83	2:05.83 [1] (0:16.52)	1:49.31 [6] (0:11.90)	1:37.41 [6] (0:12.29)	1:25.12 [7] (0:12.47)	1:12.65 [7] (0:12.23)	1:00.42 [7] (0:12.26)	0:48.16 [8] (0:12.15)	0:36.01	
2	3 SAVILEO Damien Thornton	7	62.9	0:11.78	2:06.00 [2] (0:16.65)	1:49.35 [7] (0:11.96)	1:37.39 [7] (0:12.21)	1:25.18 [8] (0:12.48)	1:12.70 [8] (0:12.14)	1:00.56 [8] (0:12.14)	0:48.42 [6] (0:12.28)	0:36.14	+10
3	1 BROWN THOMAS Angela Jones	10	62.7	0:11.78	2:06.10 [3] (0:17.02)	1:49.08 [11] (0:11.93)	1:37.15 [11] (0:12.24)	1:24.91 [11] (0:12.54)	1:12.37 [11] (0:12.22)	1:00.15 [11] (0:12.13)	0:48.02 [11] (0:12.07)	0:35.95	+5
4	2 GRINZINGER KNIGHT Bailey Wheeler	4	66.1	0:11.68	2:06.19 [4] (0:15.89)	1:50.30 [1] (0:11.68)	1:38.62 [1] (0:12.26)	1:26.36 [1] (0:12.48)	1:13.88 [1] (0:12.35)	1:01.53 [1] (0:12.35)	0:49.18 [1] (0:12.41)	0:36.77	+0
5	6 DAULAT TAI PANAZIZ Sean Cormack	3	65.5	0:11.75	2:06.23 [5] (0:16.32)	1:49.91 [5] (0:11.86)	1:38.05 [5] (0:12.33)	1:25.72 [5] (0:12.48)	1:13.24 [6] (0:12.27)	1:00.97 [6] (0:12.33)	0:48.64 [7] (0:12.28)	0:36.36	+8
6	8 FRENCH STEP Larry Cassidy	5	65.4	0:11.66	2:06.33 [6] (0:16.28)	1:50.05 [4] (0:11.66)	1:38.39 [4] (0:12.36)	1:26.03 [3] (0:12.53)	1:13.50 [4] (0:12.31)	1:01.19 [5] (0:12.22)	0:48.97 [4] (0:12.28)	0:36.69	+0
7	7 ADALISSA Mark Du Plessis	9	65.0	0:11.72	2:06.65 [7] (0:16.11)	1:50.54 [2] (0:11.72)	1:38.82 [3] (0:12.48)	1:26.34 [4] (0:12.48)	1:13.86 [3] (0:12.28)	1:01.58 [4] (0:12.34)	0:49.24 [5] (0:12.29)	0:36.95	+5
8	9 HEART OF A LION Luke Tarrant	1	63.5	0:11.85	2:07.04 [8] (0:16.83)	1:50.21 [9] (0:11.85)	1:38.36 [8] (0:12.20)	1:26.16 [9] (0:12.47)	1:13.69 [9] (0:12.23)	1:01.46 [9] (0:12.22)	0:49.24 [9] (0:12.29)	0:36.95	+4
9	11 QUOTANT Andrew Spinks	11	65.5	0:11.59	2:07.26 [9] (0:16.13)	1:51.13 [3] (0:11.59)	1:39.54 [2] (0:12.16)	1:27.38 [2] (0:12.48)	1:14.90 [2] (0:12.35)	1:02.55 [2] (0:12.36)	0:50.19 [2] (0:12.38)	0:37.81	+9
10	10 PATTI WAGGIN Micheal Hellyer	8	62.1	0:11.79	2:07.40 [10] (0:16.93)	1:50.47 [10] (0:11.89)	1:38.58 [9] (0:11.79)	1:26.79 [6] (0:12.27)	1:14.52 [5] (0:12.17)	1:02.35 [3] (0:12.24)	0:50.11 [3] (0:12.30)	0:37.81	+13

[] Ranking at each section and finish
 -:-:- No data available at this section
 NA No data available

SCN Saddle cloth number
 DNF Did not finish
 DNT Did not track



Doomben QLD Professional
Race 5: BRC MEMBERSHIP ON SALE NOW BENCHMARK 65 Handicap -
2030m
12 July 2023 - 14:57



Track Rating: Good 4, Weather: Overcast, Rail Position: +5m Entire Course

Section	Overall	1800m	1600m	1400m	1200m	1000m	800m	Last 600m
Field Times	2:05.83 (0:15.89)	1:49.94 (0:11.68)	1:38.26 (0:12.26)	1:26.00 (0:12.48)	1:13.52 (0:12.35)	1:01.17 (0:12.35)	0:48.82 (0:12.41)	0:36.41

Rank	TAB	Horse/Jockey	Barrier	Top Speed [km/h]	Fastest Section								Distance Travelled [m]	
11	5	PAINTED BLACK	6	61.5	0:12.15	2:14.24 [11]	1:57.53 [8]	1:45.38 [10]	1:33.10 [10]	1:20.62 [10]	1:08.40 [10]	0:56.21 [10]	0:43.77	+6
		Jackson Murphy		Overall	1800m	(0:16.71)	(0:12.15)	(0:12.28)	(0:12.48)	(0:12.22)	(0:12.19)	(0:12.44)		



Doomben QLD Professional

Race 5: BRC MEMBERSHIP ON SALE NOW BENCHMARK 65 Handicap - 2030m

12 July 2023 - 14:57



BRISBANE
RACING CLUB

Track Rating: Good 4, Weather: Overcast, Rail Position: +5m Entire Course

Section					600m	400m	200m				
Field Times					0:36.41 (0:12.11)	0:24.30 (0:11.90)	0:12.40 (0:12.40)	Last 600m			
								0:36.41			
Rank	TAB Horse/Jockey	Barrier	Top Speed [km/h]	Fastest Section				Margin			
								Distance Travelled [m]			
1	4 SURREEL Melea Castle	2	64.7	0:11.83	0:36.01 [6] (0:12.20)	0:23.81 [6] (0:11.83)	0:11.98 [4] (0:11.98)	2:05.83	0:36.01		
2	3 SAVILEO Damien Thornton	7	62.9	0:11.78	0:36.14 [7] (0:12.22)	0:23.92 [8] (0:11.78)	0:12.14 [5] (0:12.14)	1.03L	0:36.14 +10		
3	1 BROWN THOMAS Angela Jones	10	62.7	0:11.78	0:35.95 [10] (0:12.11)	0:23.84 [9] (0:11.78)	0:12.06 [7] (0:12.06)	1.58L	0:35.95 +5		
4	2 GRINZINGER KNIGHT Bailey Wheeler	4	66.1	0:11.68	0:36.77 [1] (0:12.11)	0:24.66 [1] (0:11.90)	0:12.76 [1] (0:12.76)	2.11L	0:36.77 +0		
5	6 DAULAT TAI PANAZIZ Sean Cormack	3	65.5	0:11.75	0:36.36 [8] (0:12.18)	0:24.18 [7] (0:11.75)	0:12.43 [3] (0:12.43)	2.38L	0:36.36 +8		
6	8 FRENCH STEP Larry Cassidy	5	65.4	0:11.66	0:36.69 [4] (0:12.13)	0:24.56 [4] (0:11.98)	0:12.58 [2] (0:12.58)	2.94L	0:36.69 +0		
7	7 ADALISSA Mark Du Plessis	9	65.0	0:11.72	0:36.95 [5] (0:12.06)	0:24.89 [3] (0:12.12)	0:12.77 [6] (0:12.77)	4.83L	0:36.95 +5		
8	9 HEART OF A LION Luke Tarrant	1	63.5	0:11.85	0:36.95 [9] (0:12.39)	0:24.56 [10] (0:12.14)	0:12.42 [10] (0:12.42)	7.13L	0:36.95 +4		
9	11 QUOTANT Andrew Spinks	11	65.5	0:11.59	0:37.81 [2] (0:12.29)	0:25.52 [2] (0:12.31)	0:13.21 [8] (0:13.21)	8.46L	0:37.81 +9		
10	10 PATTI WAGGIN Micheal Hellyer	8	62.1	0:11.79	0:37.81 [3] (0:12.26)	0:25.55 [5] (0:12.35)	0:13.20 [9] (0:13.20)	9.27L	0:37.81 +13		



Doomben QLD Professional
Race 5: BRC MEMBERSHIP ON SALE NOW BENCHMARK 65 Handicap -
2030m
12 July 2023 - 14:57



Track Rating: Good 4, Weather: Overcast, Rail Position: +5m Entire Course

Section		600m	400m	200m				Last 600m
Field Times		0:36.41 (0:12.11)	0:24.30 (0:11.90)	0:12.40 (0:12.40)				0:36.41
Rank	TAB Horse/Jockey	Barrier	Top Speed [km/h]	Fastest Section	Margin			Distance Travelled [m]
11	5 PAINTED BLACK Jackson Murphy	6	61.5 Overall	0:12.15 1800m	0:43.77 [11] (0:12.82)	0:30.95 [11] (0:14.03)	0:16.92 [11] (0:16.92)	49.48L 0:43.77 +6



Horse/Jockey Name	Surreel
Final Rank	1
Fastest Section Time (Section)	0:11.83 (400m)
Top Speed [km/h] (Section)	64.7 (Overall)
Race State	Finished

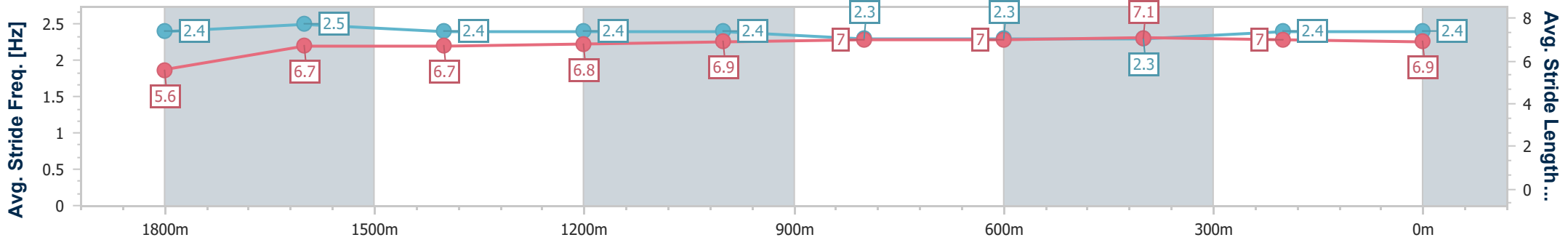
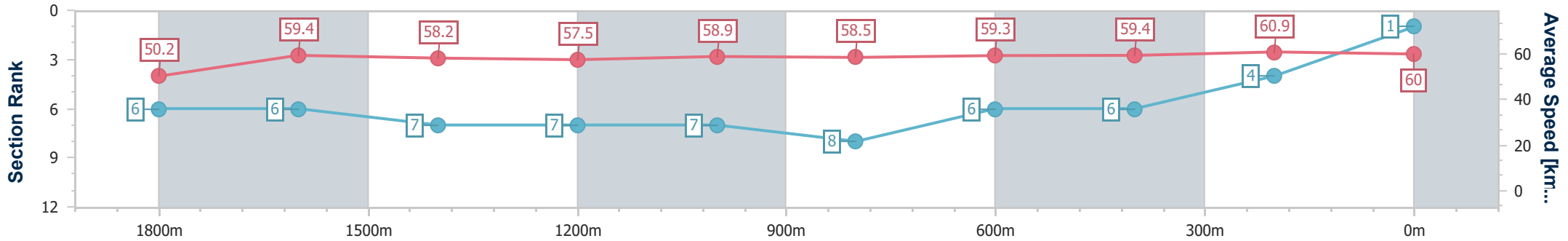


Doomben QLD Professional
Race 5: BRC MEMBERSHIP ON SALE NOW BENCHMARK 65
Handicap - 2030m
12 July 2023 - 14:57
Track Rating: Good 4, Weather: Overcast, Rail Position: +5m Entire Course



BRISBANE
RACING CLUB

Section	Overall	1800m	1600m	1400m	1200m	1000m	800m	600m	400m	200m
Section Times	2:05.83 [1] (0:16.52)	1:49.31 [6] (0:11.90)	1:37.41 [6] (0:12.29)	1:25.12 [7] (0:12.47)	1:12.65 [7] (0:12.23)	1:00.42 [7] (0:12.26)	0:48.16 [8] (0:12.15)	0:36.01 [6] (0:12.20)	0:23.81 [6] (0:11.83)	0:11.98 [4] (0:11.98)
Average Speed [km/h]	50.2	59.4	58.2	57.5	58.9	58.5	59.3	59.4	60.9	60.0
Top Speed [km/h]	64.7	64.4	59.6	58.6	59.5	59.9	60.0	59.9	62.1	62.0
Avg. Dist. to Rail [m]	2.7	3.0	1.4	0.6	0.6	1.1	1.0	0.9	0.4	0.9
Avg. Stride Freq. [Hz]	2.4	2.5	2.4	2.4	2.4	2.3	2.3	2.3	2.4	2.4
Avg. Stride Length [m]	5.6	6.7	6.7	6.8	6.9	7.0	7.0	7.1	7.0	6.9



- [] Ranking at each section and finish
- .-.- No data available at this section
- NA No data available



Horse/Jockey Name	Savileo
Final Rank	2
Fastest Section Time (Section)	0:11.78 (400m)
Top Speed [km/h] (Section)	62.9 (400m)
Race State	Finished

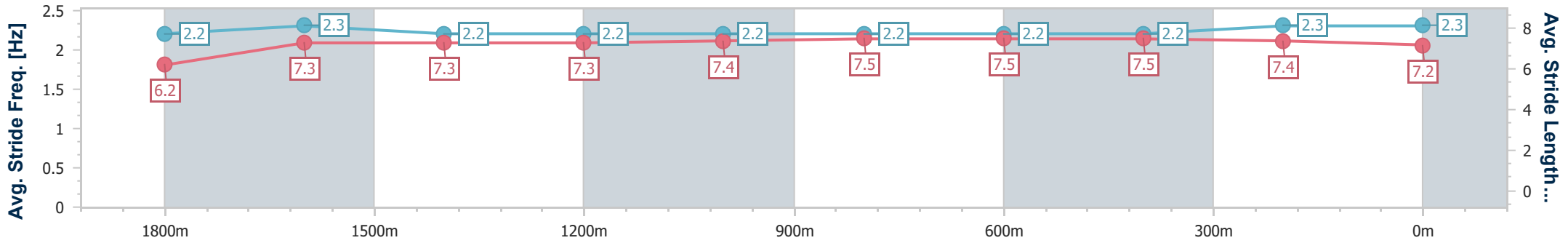
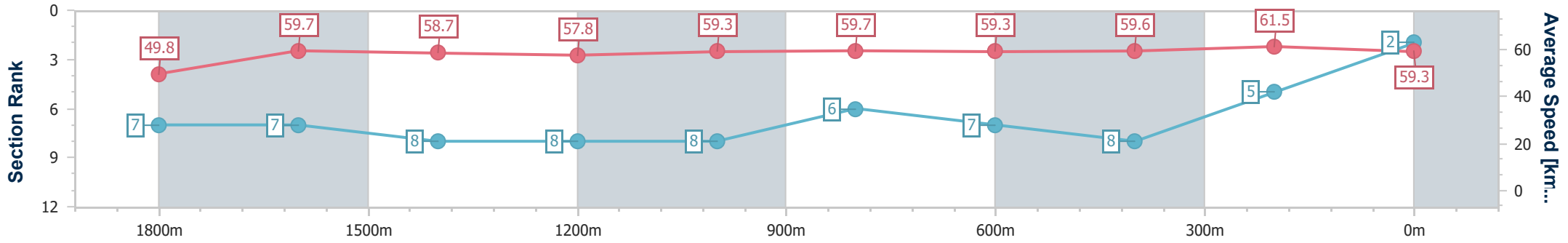


Doomben QLD Professional
Race 5: BRC MEMBERSHIP ON SALE NOW BENCHMARK 65
Handicap - 2030m
12 July 2023 - 14:57
Track Rating: Good 4, Weather: Overcast, Rail Position: +5m Entire Course



BRISBANE
RACING CLUB

Section	Overall	1800m	1600m	1400m	1200m	1000m	800m	600m	400m	200m			
Section Times	2:06.00 [2] (0:16.65)	1:49.35 [7] (0:11.96)	1:37.39 [7] (0:12.21)	1:25.18 [8] (0:12.48)	1:12.70 [8] (0:12.14)	1:00.56 [8] (0:12.14)	0:48.42 [6] (0:12.28)	0:36.14 [7] (0:12.22)	0:23.92 [8] (0:11.78)	0:12.14 [5] (0:12.14)			
Average Speed [km/h]	49.8	59.7	58.7	57.8	59.3	59.7	59.3	59.6	61.5	59.3			
Top Speed [km/h]	61.6	61.7	59.6	58.4	60.2	60.7	60.0	60.1	62.9	61.5			
Avg. Dist. to Rail [m]	5.3	1.1	0.9	0.5	2.1	2.3	2.3	2.1	5.1	5.2			
Avg. Stride Freq. [Hz]	2.2	2.3	2.2	2.2	2.2	2.2	2.2	2.2	2.3	2.3			
Avg. Stride Length [m]	6.2	7.3	7.3	7.3	7.4	7.5	7.5	7.5	7.4	7.2			



- [] Ranking at each section and finish
- .-.- No data available at this section
- NA No data available



Horse/Jockey Name	Brown Thomas
Final Rank	3
Fastest Section Time (Section)	0:11.78 (400m)
Top Speed [km/h] (Section)	62.7 (400m)
Race State	Finished

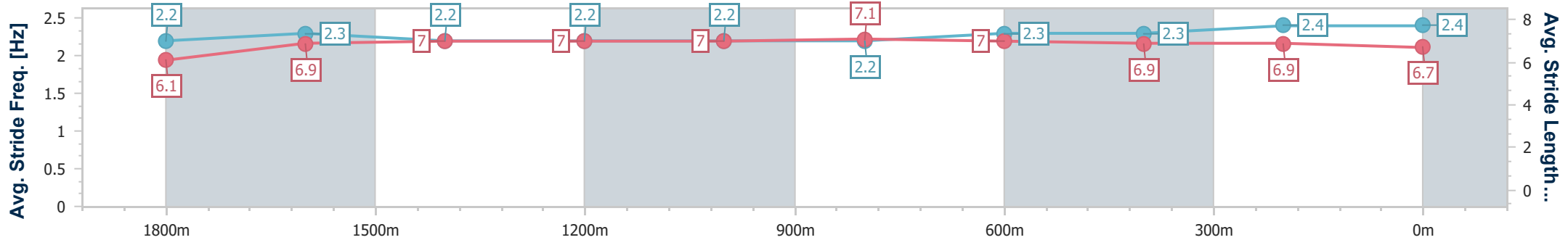
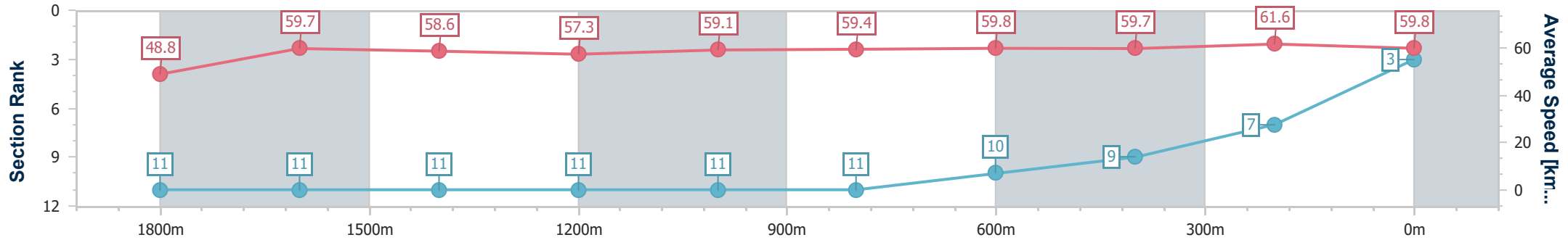


Doomben QLD Professional
Race 5: BRC MEMBERSHIP ON SALE NOW BENCHMARK 65
Handicap - 2030m
12 July 2023 - 14:57
Track Rating: Good 4, Weather: Overcast, Rail Position: +5m Entire Course



BRISBANE
RACING CLUB

Section	Overall	1800m	1600m	1400m	1200m	1000m	800m	600m	400m	200m
Section Times	2:06.10 [3] (0:17.02)	1:49.08 [11] (0:11.93)	1:37.15 [11] (0:12.24)	1:24.91 [11] (0:12.54)	1:12.37 [11] (0:12.22)	1:00.15 [11] (0:12.13)	0:48.02 [11] (0:12.07)	0:35.95 [10] (0:12.11)	0:23.84 [9] (0:11.78)	0:12.06 [7] (0:12.06)
Average Speed [km/h]	48.8	59.7	58.6	57.3	59.1	59.4	59.8	59.7	61.6	59.8
Top Speed [km/h]	61.2	61.2	59.2	57.9	59.8	59.9	60.3	60.4	62.7	62.1
Avg. Dist. to Rail [m]	5.8	1.7	1.1	0.3	0.9	0.9	0.4	0.9	5.4	6.7
Avg. Stride Freq. [Hz]	2.2	2.3	2.2	2.2	2.2	2.2	2.3	2.3	2.4	2.4
Avg. Stride Length [m]	6.1	6.9	7.0	7.0	7.0	7.1	7.0	6.9	6.9	6.7



- [] Ranking at each section and finish
- .-.- No data available at this section
- NA No data available



Horse/Jockey Name	Grinzing Knight
Final Rank	4
Fastest Section Time (Section)	0:11.68 (1800m)
Top Speed [km/h] (Section)	66.1 (Overall)
Race State	Finished

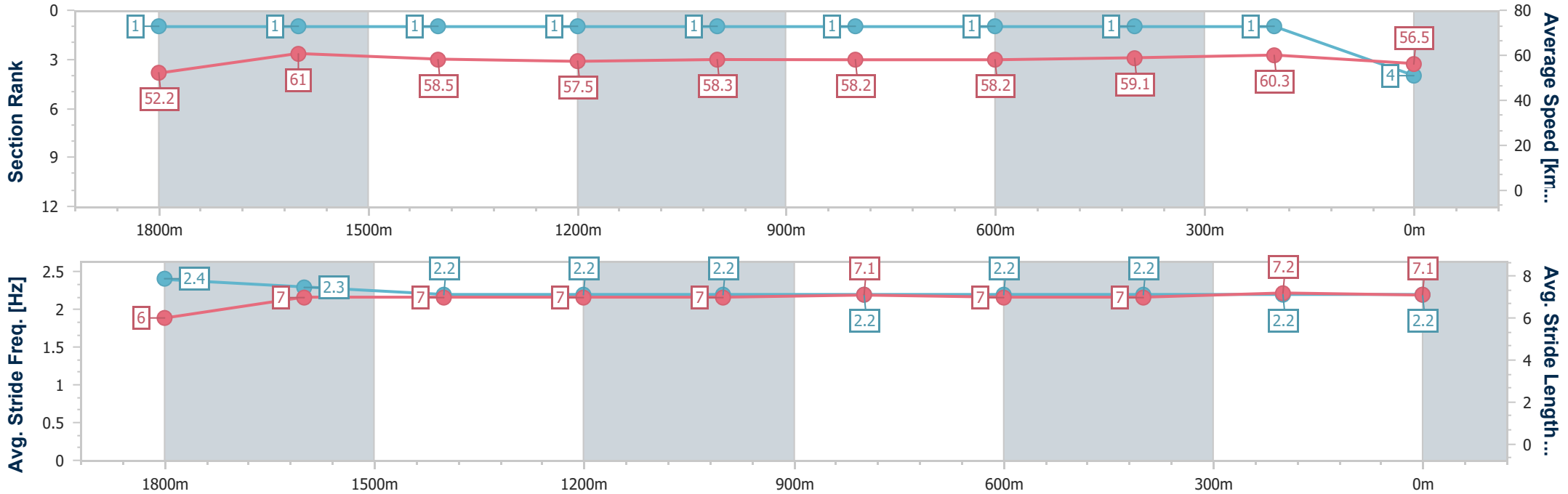


Doomben QLD Professional
Race 5: BRC MEMBERSHIP ON SALE NOW BENCHMARK 65
Handicap - 2030m
12 July 2023 - 14:57
Track Rating: Good 4, Weather: Overcast, Rail Position: +5m Entire Course



BRISBANE
RACING CLUB

Section	Overall	1800m	1600m	1400m	1200m	1000m	800m	600m	400m	200m			
Section Times	2:06.19 [4] (0:15.89)	1:50.30 [1] (0:11.68)	1:38.62 [1] (0:12.26)	1:26.36 [1] (0:12.48)	1:13.88 [1] (0:12.35)	1:01.53 [1] (0:12.35)	0:49.18 [1] (0:12.41)	0:36.77 [1] (0:12.11)	0:24.66 [1] (0:11.90)	0:12.76 [1] (0:12.76)			
Average Speed [km/h]	52.2	61.0	58.5	57.5	58.3	58.2	58.2	59.1	60.3	56.5			
Top Speed [km/h]	66.1	63.9	59.3	58.0	58.8	58.9	59.0	59.6	61.1	58.9			
Avg. Dist. to Rail [m]	3.4	1.7	1.1	0.4	0.6	0.4	0.1	0.9	1.6	1.1			
Avg. Stride Freq. [Hz]	2.4	2.3	2.2	2.2	2.2	2.2	2.2	2.2	2.2	2.2			
Avg. Stride Length [m]	6.0	7.0	7.0	7.0	7.0	7.1	7.0	7.0	7.2	7.1			



- [] Ranking at each section and finish
- .-.- No data available at this section
- NA No data available



Horse/Jockey Name	Daulat Tai Panaziz
Final Rank	5
Fastest Section Time (Section)	0:11.75 (400m)
Top Speed [km/h] (Section)	65.5 (Overall)
Race State	Finished

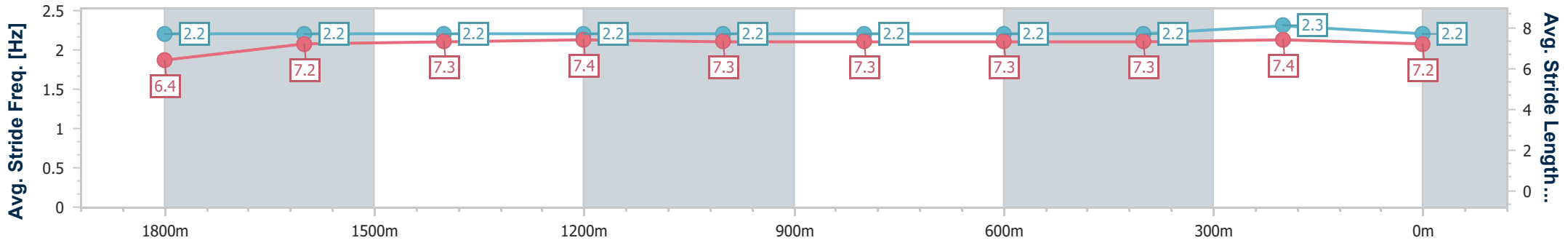
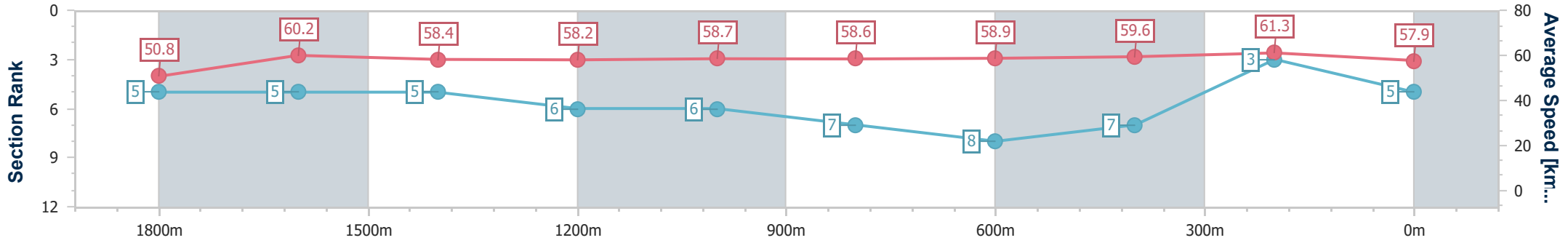


Doomben QLD Professional
Race 5: BRC MEMBERSHIP ON SALE NOW BENCHMARK 65
Handicap - 2030m
12 July 2023 - 14:57
Track Rating: Good 4, Weather: Overcast, Rail Position: +5m Entire Course



BRISBANE
RACING CLUB

Section	Overall	1800m	1600m	1400m	1200m	1000m	800m	600m	400m	200m
Section Times	2:06.23 [5] (0:16.32)	1:49.91 [5] (0:11.86)	1:38.05 [5] (0:12.33)	1:25.72 [5] (0:12.48)	1:13.24 [6] (0:12.27)	1:00.97 [6] (0:12.33)	0:48.64 [7] (0:12.28)	0:36.36 [8] (0:12.18)	0:24.18 [7] (0:11.75)	0:12.43 [3] (0:12.43)
Average Speed [km/h]	50.8	60.2	58.4	58.2	58.7	58.6	58.9	59.6	61.3	57.9
Top Speed [km/h]	65.5	62.6	58.8	58.5	59.0	59.3	60.9	60.8	62.7	60.5
Avg. Dist. to Rail [m]	1.9	0.9	0.4	1.2	2.2	1.5	1.1	1.5	1.0	1.8
Avg. Stride Freq. [Hz]	2.2	2.2	2.2	2.2	2.2	2.2	2.2	2.2	2.3	2.2
Avg. Stride Length [m]	6.4	7.2	7.3	7.4	7.3	7.3	7.3	7.3	7.4	7.2



- [] Ranking at each section and finish
- .-.- No data available at this section
- NA No data available



Horse/Jockey Name	French Step
Final Rank	6
Fastest Section Time (Section)	0:11.66 (1800m)
Top Speed [km/h] (Section)	65.4 (Overall)
Race State	Finished

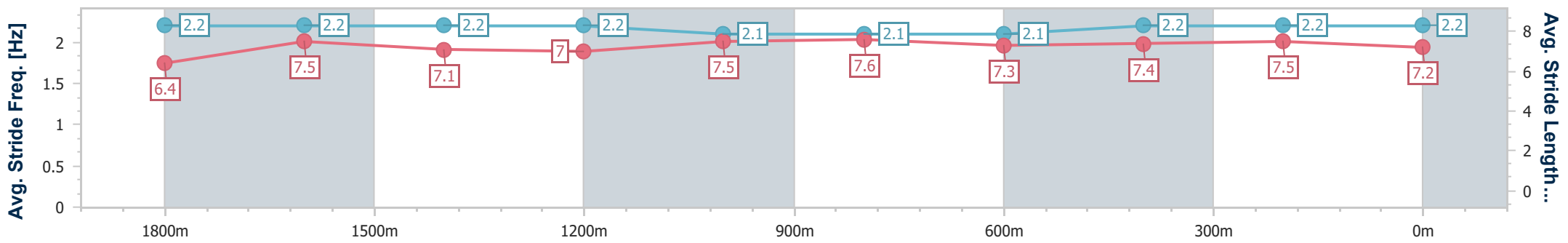
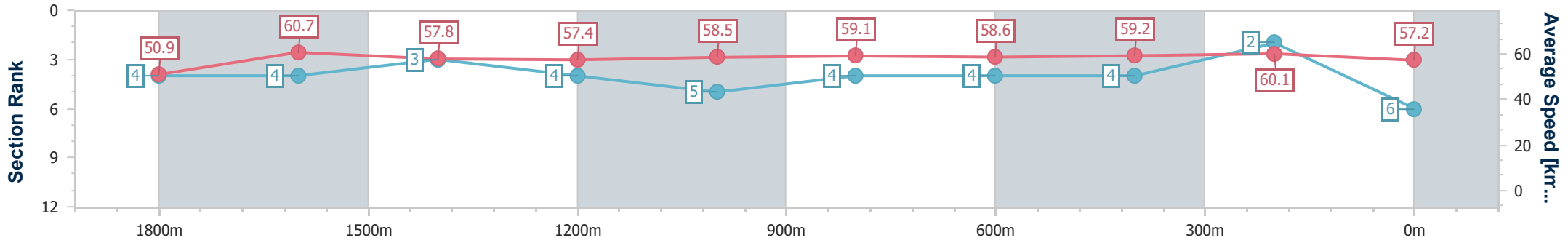


Doomben QLD Professional
Race 5: BRC MEMBERSHIP ON SALE NOW BENCHMARK 65
Handicap - 2030m
12 July 2023 - 14:57
Track Rating: Good 4, Weather: Overcast, Rail Position: +5m Entire Course



BRISBANE
RACING CLUB

Section	Overall	1800m	1600m	1400m	1200m	1000m	800m	600m	400m	200m			
Section Times	2:06.33 [6] (0:16.28)	1:50.05 [4] (0:11.66)	1:38.39 [4] (0:12.36)	1:26.03 [3] (0:12.53)	1:13.50 [4] (0:12.31)	1:01.19 [5] (0:12.22)	0:48.97 [4] (0:12.28)	0:36.69 [4] (0:12.13)	0:24.56 [4] (0:11.98)	0:12.58 [2] (0:12.58)			
Average Speed [km/h]	50.9	60.7	57.8	57.4	58.5	59.1	58.6	59.2	60.1	57.2			
Top Speed [km/h]	65.4	63.6	60.6	58.3	59.4	60.0	59.7	59.7	61.0	59.5			
Avg. Dist. to Rail [m]	2.8	2.7	1.6	0.4	0.7	0.6	0.2	0.3	0.7	0.5			
Avg. Stride Freq. [Hz]	2.2	2.2	2.2	2.2	2.1	2.1	2.1	2.2	2.2	2.2			
Avg. Stride Length [m]	6.4	7.5	7.1	7.0	7.5	7.6	7.3	7.4	7.5	7.2			



- [] Ranking at each section and finish
- .-.- No data available at this section
- NA No data available



Horse/Jockey Name	Adalissa
Final Rank	7
Fastest Section Time (Section)	0:11.72 (1800m)
Top Speed [km/h] (Section)	65.0 (Overall)
Race State	Finished

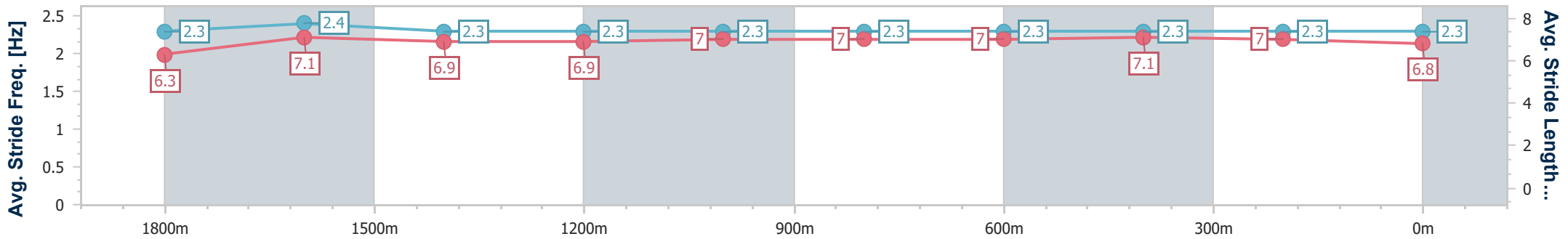
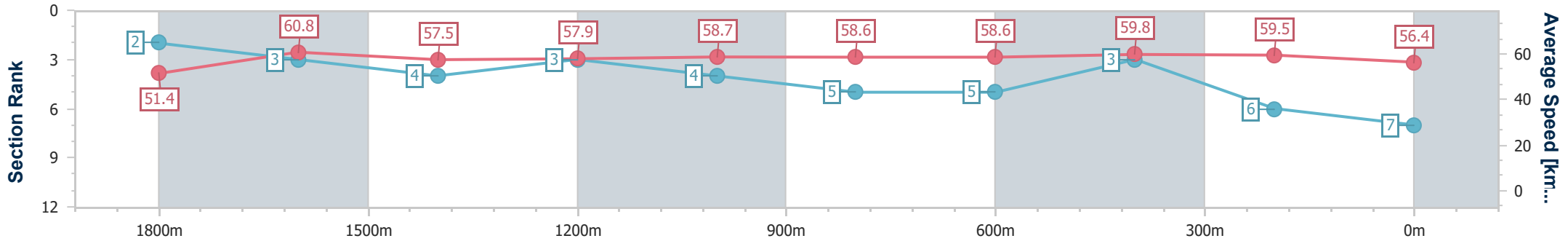


Doomben QLD Professional
Race 5: BRC MEMBERSHIP ON SALE NOW BENCHMARK 65
Handicap - 2030m
12 July 2023 - 14:57
Track Rating: Good 4, Weather: Overcast, Rail Position: +5m Entire Course



BRISBANE
RACING CLUB

Section	Overall	1800m	1600m	1400m	1200m	1000m	800m	600m	400m	200m
Section Times	2:06.65 [7] (0:16.11)	1:50.54 [2] (0:11.72)	1:38.82 [3] (0:12.48)	1:26.34 [4] (0:12.48)	1:13.86 [3] (0:12.28)	1:01.58 [4] (0:12.34)	0:49.24 [5] (0:12.29)	0:36.95 [5] (0:12.06)	0:24.89 [3] (0:12.12)	0:12.77 [6] (0:12.77)
Average Speed [km/h]	51.4	60.8	57.5	57.9	58.7	58.6	58.6	59.8	59.5	56.4
Top Speed [km/h]	65.0	65.0	59.0	58.4	59.4	59.2	59.6	60.8	60.6	59.7
Avg. Dist. to Rail [m]	6.5	1.9	0.6	0.6	2.3	2.2	0.4	0.3	1.2	2.1
Avg. Stride Freq. [Hz]	2.3	2.4	2.3	2.3	2.3	2.3	2.3	2.3	2.3	2.3
Avg. Stride Length [m]	6.3	7.1	6.9	6.9	7.0	7.0	7.0	7.1	7.0	6.8



- [] Ranking at each section and finish
- .-.- No data available at this section
- NA No data available



Horse/Jockey Name	Heart Of A Lion
Final Rank	8
Fastest Section Time (Section)	0:11.85 (1800m)
Top Speed [km/h] (Section)	63.5 (Overall)
Race State	Finished

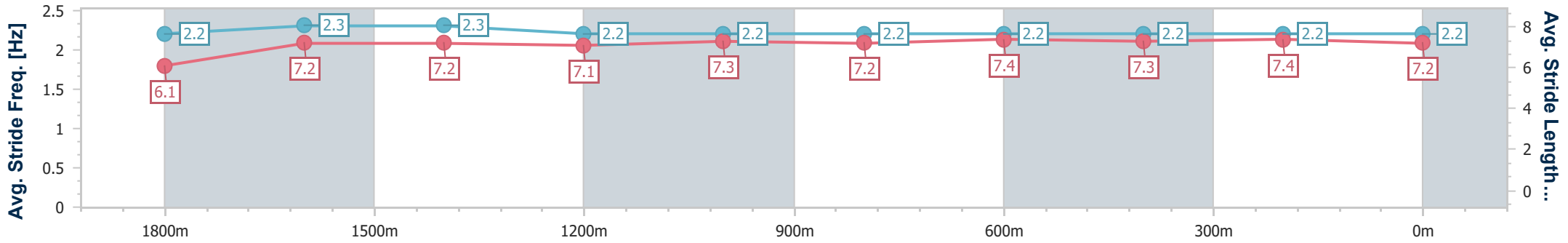
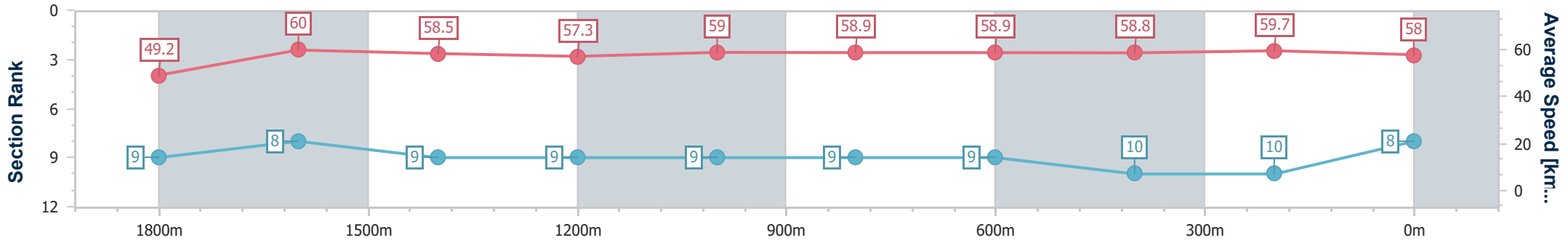


Doomben QLD Professional
Race 5: BRC MEMBERSHIP ON SALE NOW BENCHMARK 65
Handicap - 2030m
12 July 2023 - 14:57
Track Rating: Good 4, Weather: Overcast, Rail Position: +5m Entire Course



BRISBANE
RACING CLUB

Section	Overall	1800m	1600m	1400m	1200m	1000m	800m	600m	400m	200m
Section Times	2:07.04 [8] (0:16.83)	1:50.21 [9] (0:11.85)	1:38.36 [8] (0:12.20)	1:26.16 [9] (0:12.47)	1:13.69 [9] (0:12.23)	1:01.46 [9] (0:12.22)	0:49.24 [9] (0:12.29)	0:36.95 [9] (0:12.39)	0:24.56 [10] (0:12.14)	0:12.42 [10] (0:12.42)
Average Speed [km/h]	49.2	60.0	58.5	57.3	59.0	58.9	58.9	58.8	59.7	58.0
Top Speed [km/h]	63.5	63.4	59.9	57.8	59.9	60.0	60.1	60.1	60.2	59.7
Avg. Dist. to Rail [m]	1.9	2.4	2.0	0.9	0.2	0.4	1.1	2.0	3.3	0.7
Avg. Stride Freq. [Hz]	2.2	2.3	2.3	2.2	2.2	2.2	2.2	2.2	2.2	2.2
Avg. Stride Length [m]	6.1	7.2	7.2	7.1	7.3	7.2	7.4	7.3	7.4	7.2



- [] Ranking at each section and finish
- .-.- No data available at this section
- NA No data available



Horse/Jockey Name	Quotant
Final Rank	9
Fastest Section Time (Section)	0:11.59 (1800m)
Top Speed [km/h] (Section)	65.5 (Overall)
Race State	Finished

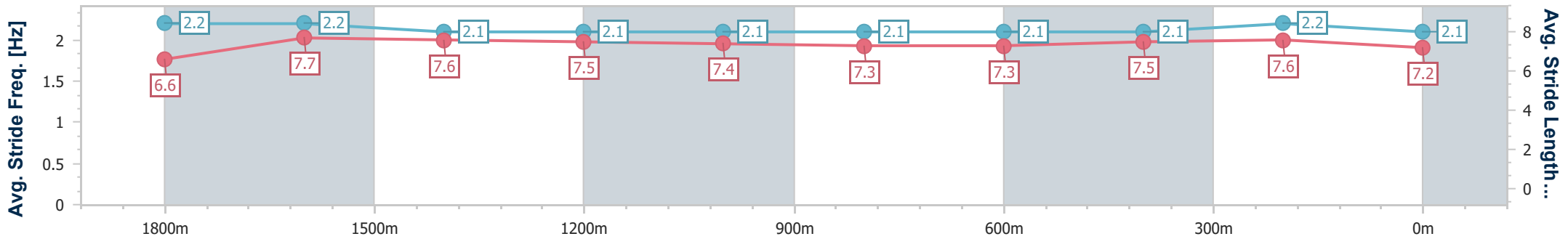
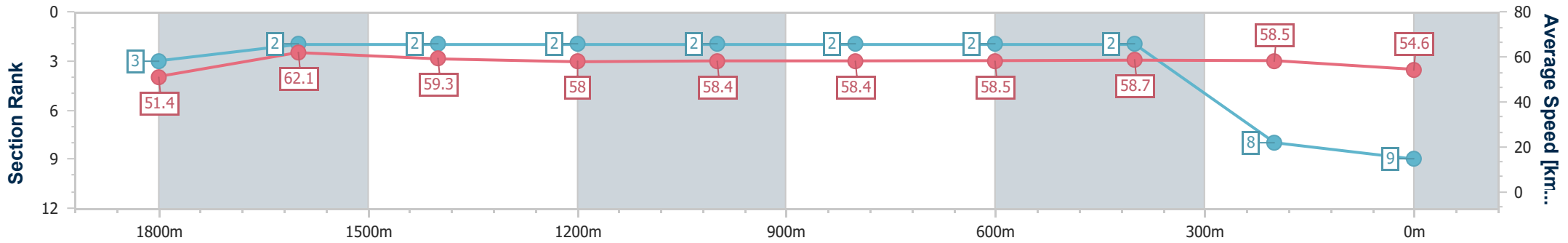


Doomben QLD Professional
Race 5: BRC MEMBERSHIP ON SALE NOW BENCHMARK 65
Handicap - 2030m
12 July 2023 - 14:57
Track Rating: Good 4, Weather: Overcast, Rail Position: +5m Entire Course



BRISBANE
RACING CLUB

Section	Overall	1800m	1600m	1400m	1200m	1000m	800m	600m	400m	200m
Section Times	2:07.26 [9] (0:16.13)	1:51.13 [3] (0:11.59)	1:39.54 [2] (0:12.16)	1:27.38 [2] (0:12.48)	1:14.90 [2] (0:12.35)	1:02.55 [2] (0:12.36)	0:50.19 [2] (0:12.38)	0:37.81 [2] (0:12.29)	0:25.52 [2] (0:12.31)	0:13.21 [8] (0:13.21)
Average Speed [km/h]	51.4	62.1	59.3	58.0	58.4	58.4	58.5	58.7	58.5	54.6
Top Speed [km/h]	65.5	64.9	61.0	58.8	58.8	58.8	58.9	59.3	59.6	57.0
Avg. Dist. to Rail [m]	9.6	0.8	0.7	0.9	1.9	1.6	1.1	0.4	1.5	2.2
Avg. Stride Freq. [Hz]	2.2	2.2	2.1	2.1	2.1	2.1	2.1	2.1	2.2	2.1
Avg. Stride Length [m]	6.6	7.7	7.6	7.5	7.4	7.3	7.3	7.5	7.6	7.2



- [] Ranking at each section and finish
- .-.- No data available at this section
- NA No data available



Horse/Jockey Name	Patti Waggin
Final Rank	10
Fastest Section Time (Section)	0:11.79 (1600m)
Top Speed [km/h] (Section)	62.1 (1800m)
Race State	Finished

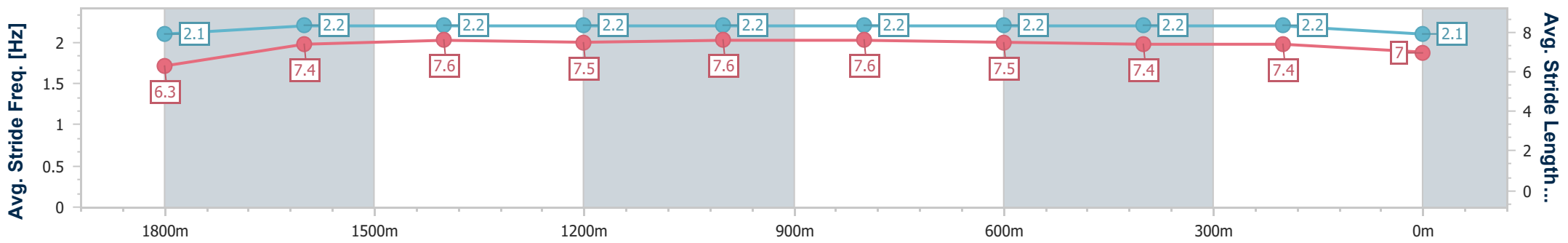
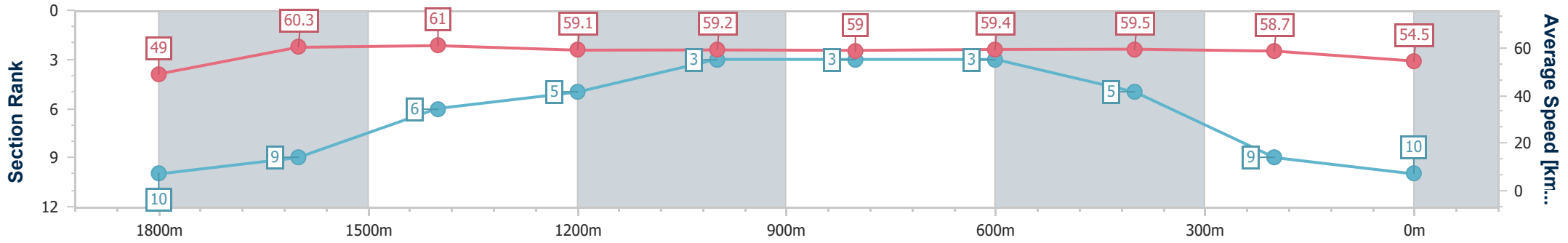


Doomben QLD Professional
Race 5: BRC MEMBERSHIP ON SALE NOW BENCHMARK 65
Handicap - 2030m
 12 July 2023 - 14:57
 Track Rating: Good 4, Weather: Overcast, Rail Position: +5m Entire Course



BRISBANE
RACING CLUB

Section	Overall	1800m	1600m	1400m	1200m	1000m	800m	600m	400m	200m
Section Times	2:07.40 [10] (0:16.93)	1:50.47 [10] (0:11.89)	1:38.58 [9] (0:11.79)	1:26.79 [6] (0:12.27)	1:14.52 [5] (0:12.17)	1:02.35 [3] (0:12.24)	0:50.11 [3] (0:12.30)	0:37.81 [3] (0:12.26)	0:25.55 [5] (0:12.35)	0:13.20 [9] (0:13.20)
Average Speed [km/h]	49.0	60.3	61.0	59.1	59.2	59.0	59.4	59.5	58.7	54.5
Top Speed [km/h]	60.3	62.1	62.0	60.3	59.4	59.6	59.9	60.2	59.4	57.1
Avg. Dist. to Rail [m]	5.2	0.9	0.4	1.1	1.9	1.8	2.5	2.7	3.7	5.0
Avg. Stride Freq. [Hz]	2.1	2.2	2.2	2.2	2.2	2.2	2.2	2.2	2.2	2.1
Avg. Stride Length [m]	6.3	7.4	7.6	7.5	7.6	7.6	7.5	7.4	7.4	7.0



- [] Ranking at each section and finish
- .-.- No data available at this section
- NA No data available



Horse/Jockey Name	Painted Black
Final Rank	11
Fastest Section Time (Section)	0:12.15 (1800m)
Top Speed [km/h] (Section)	61.5 (Overall)
Race State	Finished

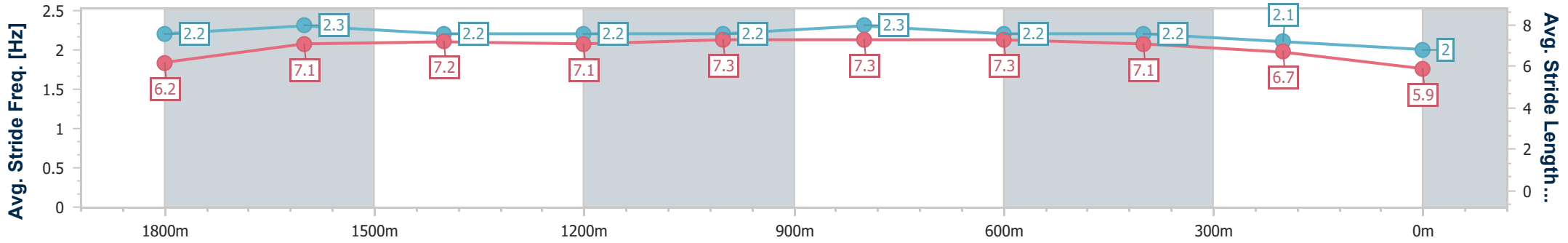
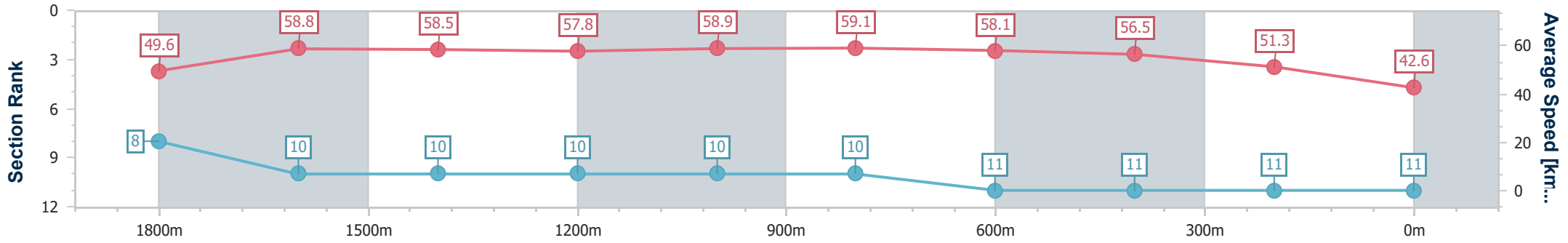


Doomben QLD Professional
Race 5: BRC MEMBERSHIP ON SALE NOW BENCHMARK 65
Handicap - 2030m
12 July 2023 - 14:57
Track Rating: Good 4, Weather: Overcast, Rail Position: +5m Entire Course



BRISBANE
RACING CLUB

Section	Overall	1800m	1600m	1400m	1200m	1000m	800m	600m	400m	200m
Section Times	2:14.24 [11] (0:16.71)	1:57.53 [8] (0:12.15)	1:45.38 [10] (0:12.28)	1:33.10 [10] (0:12.48)	1:20.62 [10] (0:12.22)	1:08.40 [10] (0:12.19)	0:56.21 [10] (0:12.44)	0:43.77 [11] (0:12.82)	0:30.95 [11] (0:14.03)	0:16.92 [11] (0:16.92)
Average Speed [km/h]	49.6	58.8	58.5	57.8	58.9	59.1	58.1	56.5	51.3	42.6
Top Speed [km/h]	61.5	60.2	59.0	58.3	59.7	60.2	58.8	58.2	55.4	45.9
Avg. Dist. to Rail [m]	4.0	1.3	0.6	0.4	1.1	0.7	0.9	1.0	1.1	1.9
Avg. Stride Freq. [Hz]	2.2	2.3	2.2	2.2	2.2	2.3	2.2	2.2	2.1	2.0
Avg. Stride Length [m]	6.2	7.1	7.2	7.1	7.3	7.3	7.3	7.1	6.7	5.9



- [] Ranking at each section and finish
- .-.- No data available at this section
- NA No data available