



**Sunshine Coast QLD Professional**  
**Race 9: HALCOL ENERGY QTIS Three-Year-Old BENCHMARK 65**  
**Handicap - 1000m**  
**09 July 2023 - 16:45**



Track Rating: Soft 5, Weather: Fine, Rail Position: 2m

Section		Overall	800m	600m	400m	200m	Last 600m					
Field Times		0:58.40 (0:13.30)	0:45.10 (0:10.65)	0:34.45 (0:11.17)	0:23.28 (0:11.35)	0:11.93 (0:11.93)	0:34.45					
Rank	TAB Horse/Jockey	Barrier	Top Speed [km/h]	Fastest Section	Margin					Distance Travelled [m]		
1	6 <b>SIMBU</b> James Orman	13	69.5 800m	0:10.68 800m	0:58.40 [1] (0:13.49)	0:44.91 [3] (0:10.68)	0:34.23 [3] (0:11.18)	0:23.05 [3] (0:11.15)	0:11.90 [3] (0:11.90)	0:58.40	0:34.23	
2	7 <b>SEBRING GIRL</b> Ryan Maloney	8	68.6 800m	0:10.77 800m	0:58.49 [2] (0:13.96)	0:44.53 [8] (0:10.77)	0:33.76 [7] (0:11.01)	0:22.75 [7] (0:11.04)	0:11.71 [7] (0:11.71)	0.3L	0:33.76	+2
3	3 <b>GRANITE PRINCE</b> Boris Thornton	12	67.8 Overall	0:10.91 800m	0:58.50 [3] (0:13.52)	0:44.98 [4] (0:10.91)	0:34.07 [4] (0:11.17)	0:22.90 [5] (0:11.03)	0:11.87 [5] (0:11.87)	0.4L	0:34.07	+1
4	5 <b>INVINOVICH</b> Tiffani Brooker	9	68.6 800m	0:10.86 600m	0:58.57 [4] (0:13.99)	0:44.58 [9] (0:10.88)	0:33.70 [9] (0:10.86)	0:22.84 [6] (0:10.93)	0:11.91 [6] (0:11.91)	0.7L	0:33.70	+4
5	12 <b>QUIRIN</b> Matthew Powell	3	68.9 Overall	0:10.74 800m	0:58.64 [5] (0:13.33)	0:45.31 [2] (0:10.74)	0:34.57 [2] (0:11.19)	0:23.38 [2] (0:11.22)	0:12.16 [2] (0:12.16)	1L	0:34.57	-2
6	10 <b>TOW THE LINE</b> Luke Tarrant	6	72.2 800m	0:10.56 800m	0:58.69 [6] (0:13.90)	0:44.79 [7] (0:10.56)	0:34.23 [5] (0:11.01)	0:23.22 [4] (0:11.11)	0:12.11 [4] (0:12.11)	1.2L	0:34.23	-1
7	13 <b>FIRE LOVE</b> Jaden Lloyd	5	67.3 800m	0:10.97 800m	0:58.96 [7] (0:13.78)	0:45.18 [6] (0:10.97)	0:34.21 [8] (0:11.20)	0:23.01 [9] (0:11.03)	0:11.98 [8] (0:11.98)	2.7L	0:34.21	+5
8	2 <b>MISHANI WARFARE</b> Emily Lang	4	66.5 800m	0:11.00 800m	0:59.09 [8] (0:13.65)	0:45.44 [5] (0:11.00)	0:34.44 [6] (0:11.23)	0:23.21 [8] (0:11.21)	0:12.00 [9] (0:12.00)	3.2L	0:34.44	+3
9	1 <b>UNO MOON</b> Justin Huxtable	15	70.6 Overall	0:10.65 800m	0:59.54 [9] (0:13.30)	0:46.24 [1] (0:10.65)	0:35.59 [1] (0:11.17)	0:24.42 [1] (0:11.35)	0:13.07 [1] (0:13.07)	5.7L	0:35.59	-2

Scratched: Flank Speed (#4), Kintamani (#8), Pronto Vincenzo (#9), Bochkareva (#11), Irish Maudie (#14), Super Sprocket (#15)

[ ] Ranking at each section and finish  
 -:-:- No data available at this section  
 NA No data available  
 SCN Saddle cloth number  
 DNF Did not finish  
 DNT Did not track



Horse/Jockey Name	Simbu
Final Rank	1
Fastest Section Time (Section)	0:10.68 (800m)
Top Speed [km/h] (Section)	69.5 (800m)
Race State	Finished



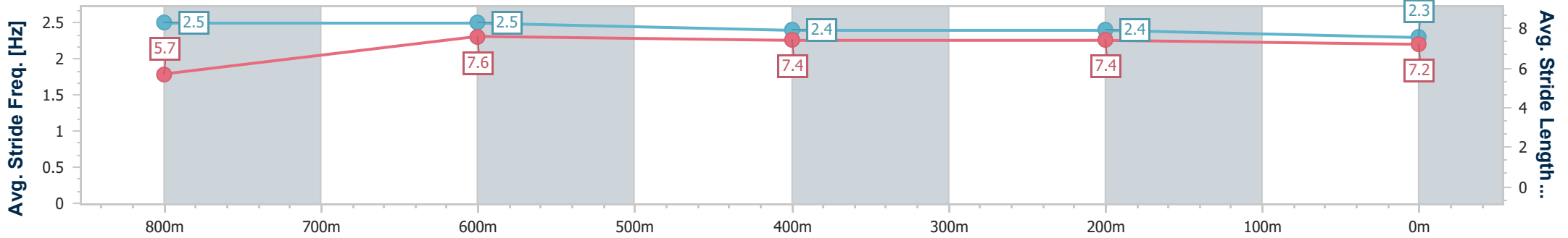
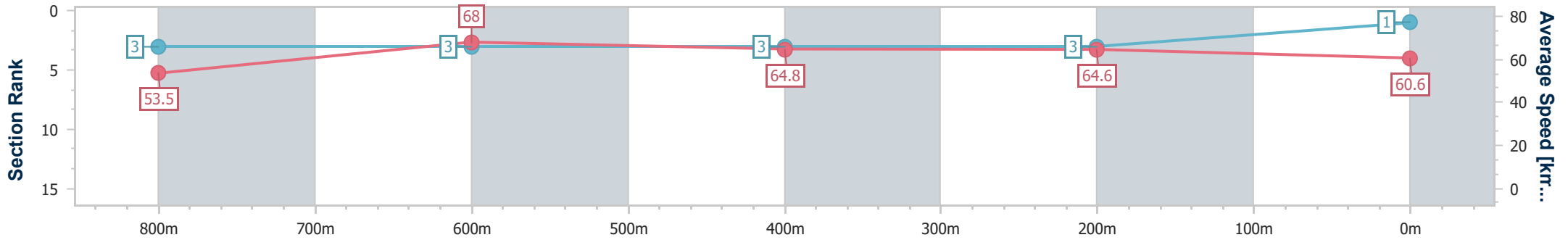
Sunshine Coast QLD Professional  
 Race 9: HALCOL ENERGY QTIS Three-Year-Old BENCHMARK  
 65 Handicap - 1000m



09 July 2023 - 16:45

Track Rating: Soft 5, Weather: Fine, Rail Position: 2m

Section	Overall	800m	600m	400m	200m
Section Times	0:58.40 [1] (0:13.49)	0:44.91 [3] (0:10.68)	0:34.23 [3] (0:11.18)	0:23.05 [3] (0:11.15)	0:11.90 [3] (0:11.90)
Average Speed [km/h]	53.5	68.0	64.8	64.6	60.6
Top Speed [km/h]	69.3	69.5	65.7	65.8	63.0
Avg. Dist. to Rail [m]	7.8	2.9	1.1	5.0	8.5
Avg. Stride Freq. [Hz]	2.5	2.5	2.4	2.4	2.3
Avg. Stride Length [m]	5.7	7.6	7.4	7.4	7.2



- [ ] Ranking at each section and finish
- .-.- No data available at this section
- NA No data available



Horse/Jockey Name	Sebring Girl
Final Rank	2
Fastest Section Time (Section)	0:10.77 (800m)
Top Speed [km/h] (Section)	68.6 (800m)
Race State	Finished



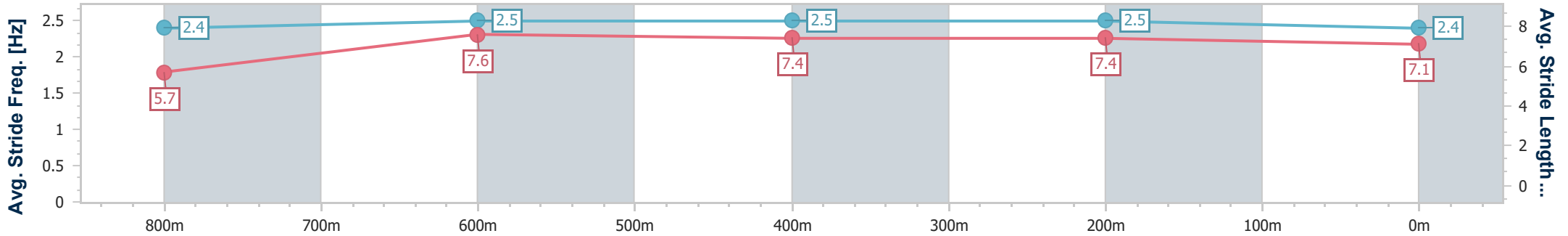
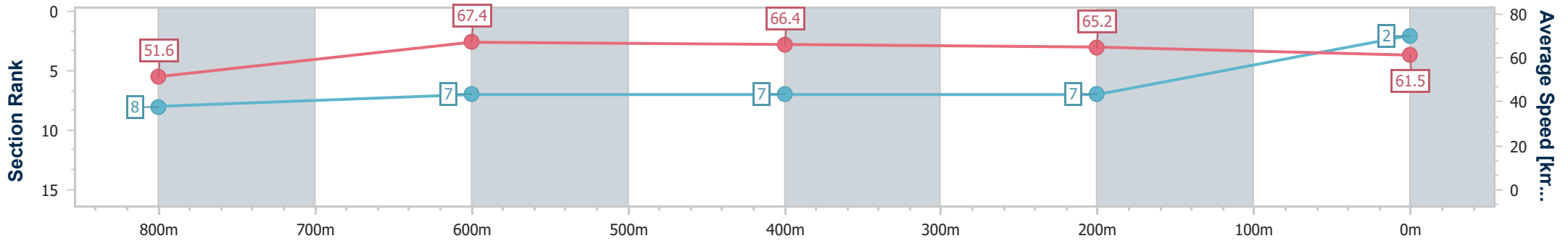
Sunshine Coast QLD Professional  
 Race 9: HALCOL ENERGY QTIS Three-Year-Old BENCHMARK  
 65 Handicap - 1000m



09 July 2023 - 16:45

Track Rating: Soft 5, Weather: Fine, Rail Position: 2m

Section	Overall	800m	600m	400m	200m
Section Times	0:58.49 [2] (0:13.96)	0:44.53 [8] (0:10.77)	0:33.76 [7] (0:11.01)	0:22.75 [7] (0:11.04)	0:11.71 [7] (0:11.71)
Average Speed [km/h]	51.6	67.4	66.4	65.2	61.5
Top Speed [km/h]	66.3	68.6	67.1	66.6	64.6
Avg. Dist. to Rail [m]	5.4	2.6	2.6	8.6	10.8
Avg. Stride Freq. [Hz]	2.4	2.5	2.5	2.5	2.4
Avg. Stride Length [m]	5.7	7.6	7.4	7.4	7.1



- [ ] Ranking at each section and finish
- .-.- No data available at this section
- NA No data available



Horse/Jockey Name	Granite Prince
Final Rank	3
Fastest Section Time (Section)	0:10.91 (800m)
Top Speed [km/h] (Section)	67.8 (Overall)
Race State	Finished



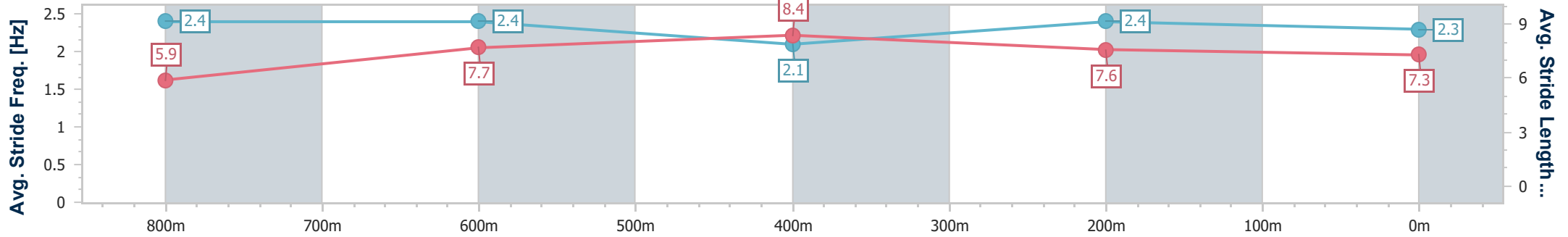
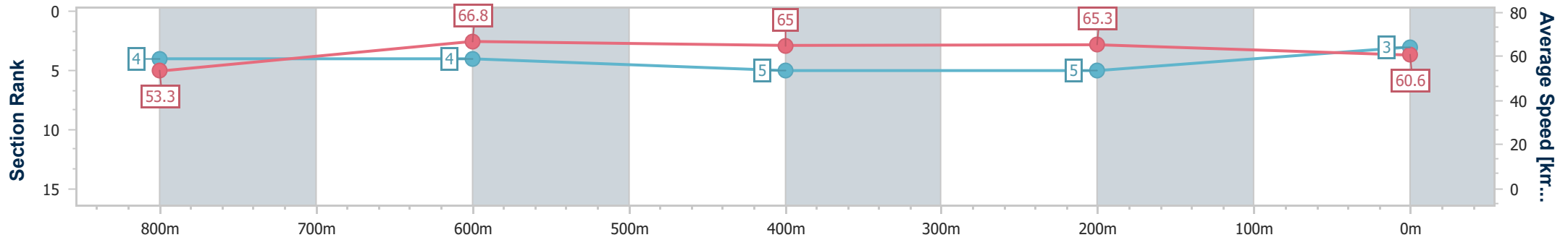
Sunshine Coast QLD Professional  
 Race 9: HALCOL ENERGY QTIS Three-Year-Old BENCHMARK  
 65 Handicap - 1000m



09 July 2023 - 16:45

Track Rating: Soft 5, Weather: Fine, Rail Position: 2m

Section	Overall	800m	600m	400m	200m
Section Times	0:58.50 [3] (0:13.52)	0:44.98 [4] (0:10.91)	0:34.07 [4] (0:11.17)	0:22.90 [5] (0:11.03)	0:11.87 [5] (0:11.87)
Average Speed [km/h]	53.3	66.8	65.0	65.3	60.6
Top Speed [km/h]	67.8	67.6	65.9	66.5	63.7
Avg. Dist. to Rail [m]	7.1	3.0	1.6	5.4	7.3
Avg. Stride Freq. [Hz]	2.4	2.4	2.1	2.4	2.3
Avg. Stride Length [m]	5.9	7.7	8.4	7.6	7.3



- [ ] Ranking at each section and finish
- .-.- No data available at this section
- NA No data available



Horse/Jockey Name	Invinovich
Final Rank	4
Fastest Section Time (Section)	0:10.86 (600m)
Top Speed [km/h] (Section)	68.6 (800m)
Race State	Finished



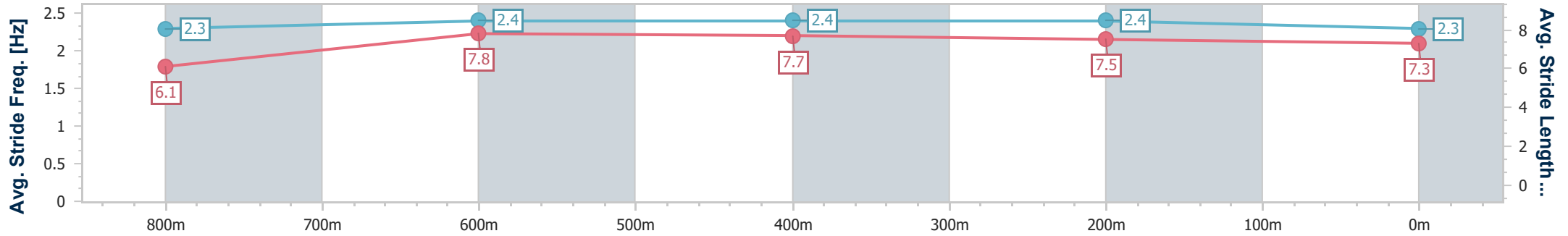
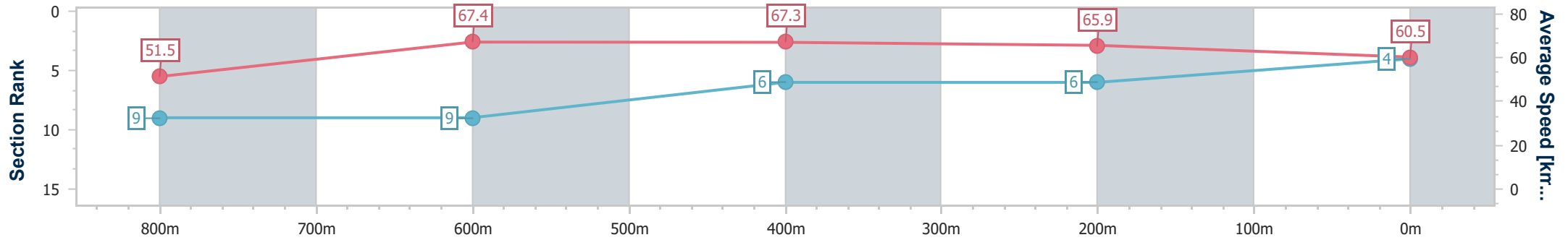
Sunshine Coast QLD Professional  
 Race 9: HALCOL ENERGY QTIS Three-Year-Old BENCHMARK  
 65 Handicap - 1000m



09 July 2023 - 16:45

Track Rating: Soft 5, Weather: Fine, Rail Position: 2m

Section	Overall	800m	600m	400m	200m
Section Times	0:58.57 [4] (0:13.99)	0:44.58 [9] (0:10.88)	0:33.70 [9] (0:10.86)	0:22.84 [6] (0:10.93)	0:11.91 [6] (0:11.91)
Average Speed [km/h]	51.5	67.4	67.3	65.9	60.5
Top Speed [km/h]	68.3	68.6	68.3	66.7	63.7
Avg. Dist. to Rail [m]	7.0	4.7	2.6	8.0	10.1
Avg. Stride Freq. [Hz]	2.3	2.4	2.4	2.4	2.3
Avg. Stride Length [m]	6.1	7.8	7.7	7.5	7.3



- [ ] Ranking at each section and finish
- .-.- No data available at this section
- NA No data available



Horse/Jockey Name	Quirin
Final Rank	5
Fastest Section Time (Section)	0:10.74 (800m)
Top Speed [km/h] (Section)	68.9 (Overall)
Race State	Finished



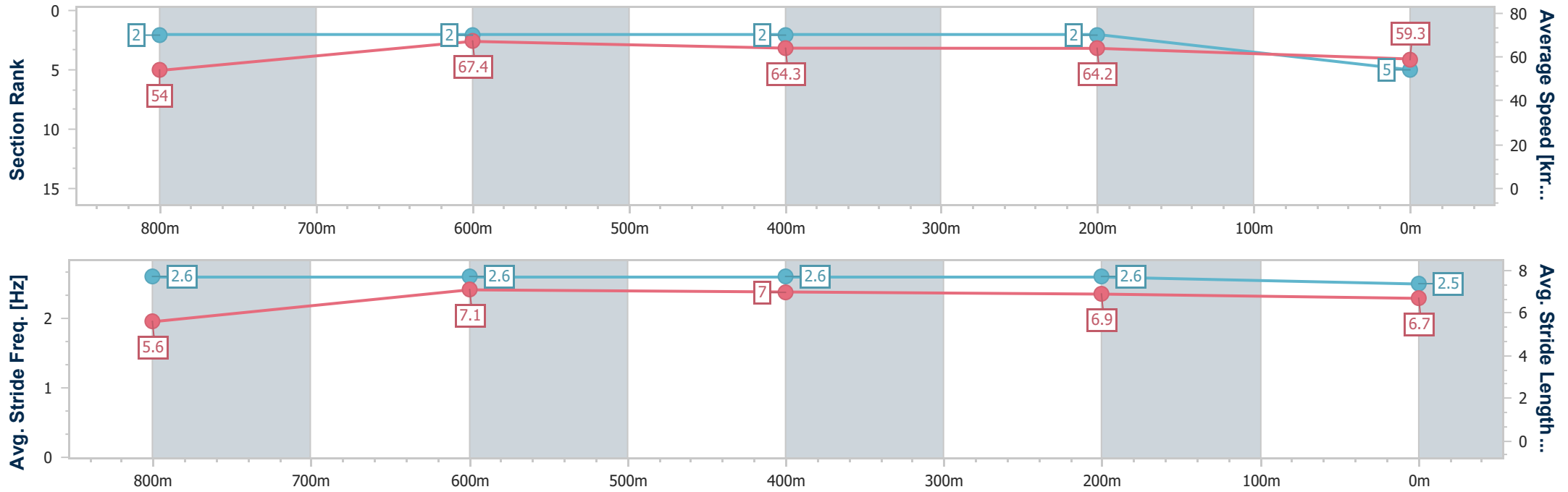
Sunshine Coast QLD Professional  
 Race 9: HALCOL ENERGY QTIS Three-Year-Old BENCHMARK  
 65 Handicap - 1000m



09 July 2023 - 16:45

Track Rating: Soft 5, Weather: Fine, Rail Position: 2m

Section	Overall	800m	600m	400m	200m
Section Times	0:58.64 [5] (0:13.33)	0:45.31 [2] (0:10.74)	0:34.57 [2] (0:11.19)	0:23.38 [2] (0:11.22)	0:12.16 [2] (0:12.16)
Average Speed [km/h]	54.0	67.4	64.3	64.2	59.3
Top Speed [km/h]	68.9	68.7	64.9	65.3	62.4
Avg. Dist. to Rail [m]	4.2	1.9	0.3	2.6	3.9
Avg. Stride Freq. [Hz]	2.6	2.6	2.6	2.6	2.5
Avg. Stride Length [m]	5.6	7.1	7.0	6.9	6.7



- [ ] Ranking at each section and finish
- .-.- No data available at this section
- NA No data available



Horse/Jockey Name	Tow The Line
Final Rank	6
Fastest Section Time (Section)	0:10.56 (800m)
Top Speed [km/h] (Section)	72.2 (800m)
Race State	Finished



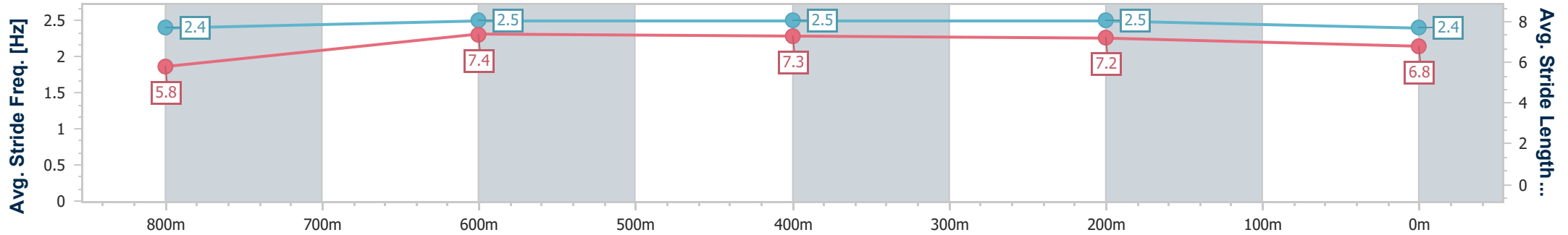
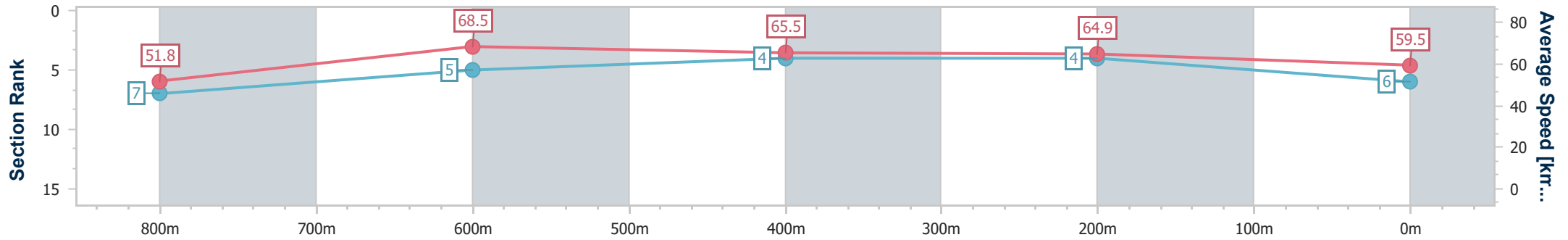
Sunshine Coast QLD Professional  
 Race 9: HALCOL ENERGY QTIS Three-Year-Old BENCHMARK  
 65 Handicap - 1000m



09 July 2023 - 16:45

Track Rating: Soft 5, Weather: Fine, Rail Position: 2m

Section	Overall	800m	600m	400m	200m
Section Times	0:58.69 [6] (0:13.90)	0:44.79 [7] (0:10.56)	0:34.23 [5] (0:11.01)	0:23.22 [4] (0:11.11)	0:12.11 [4] (0:12.11)
Average Speed [km/h]	51.8	68.5	65.5	64.9	59.5
Top Speed [km/h]	68.1	72.2	66.6	65.7	63.2
Avg. Dist. to Rail [m]	4.3	1.2	0.4	4.3	6.1
Avg. Stride Freq. [Hz]	2.4	2.5	2.5	2.5	2.4
Avg. Stride Length [m]	5.8	7.4	7.3	7.2	6.8



- [ ] Ranking at each section and finish
- .-.- No data available at this section
- NA No data available



Horse/Jockey Name	Fire Love
Final Rank	7
Fastest Section Time (Section)	0:10.97 (800m)
Top Speed [km/h] (Section)	67.3 (800m)
Race State	Finished



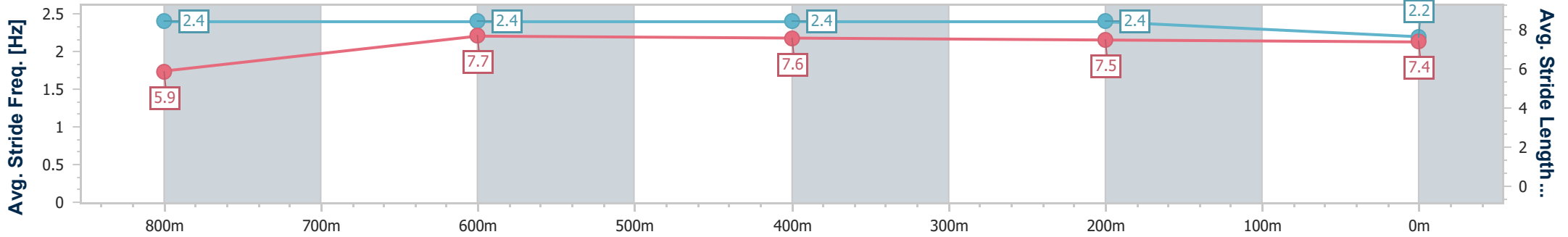
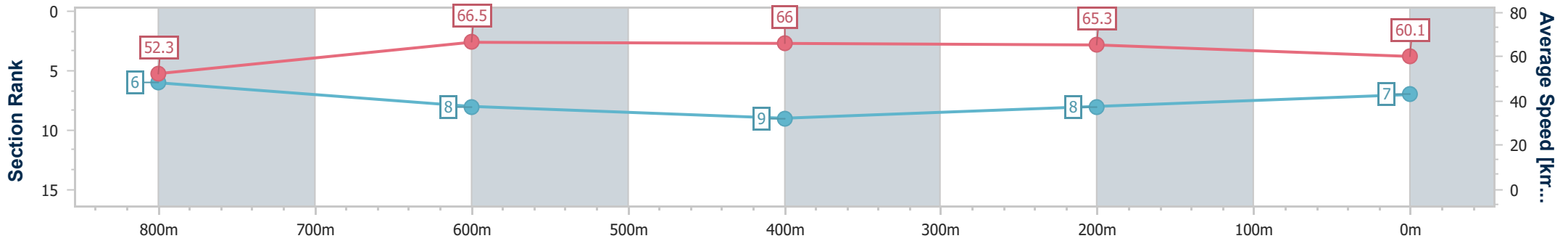
Sunshine Coast QLD Professional  
 Race 9: HALCOL ENERGY QTIS Three-Year-Old BENCHMARK  
 65 Handicap - 1000m



09 July 2023 - 16:45

Track Rating: Soft 5, Weather: Fine, Rail Position: 2m

Section	Overall	800m	600m	400m	200m
Section Times	0:58.96 [7] (0:13.78)	0:45.18 [6] (0:10.97)	0:34.21 [8] (0:11.20)	0:23.01 [9] (0:11.03)	0:11.98 [8] (0:11.98)
Average Speed [km/h]	52.3	66.5	66.0	65.3	60.1
Top Speed [km/h]	66.5	67.3	67.0	66.6	63.7
Avg. Dist. to Rail [m]	4.2	3.0	4.4	10.7	10.9
Avg. Stride Freq. [Hz]	2.4	2.4	2.4	2.4	2.2
Avg. Stride Length [m]	5.9	7.7	7.6	7.5	7.4



- [ ] Ranking at each section and finish
- .-.- No data available at this section
- NA No data available





Horse/Jockey Name	Mishani Warfare
Final Rank	8
Fastest Section Time (Section)	0:11.00 (800m)
Top Speed [km/h] (Section)	66.5 (800m)
Race State	Finished



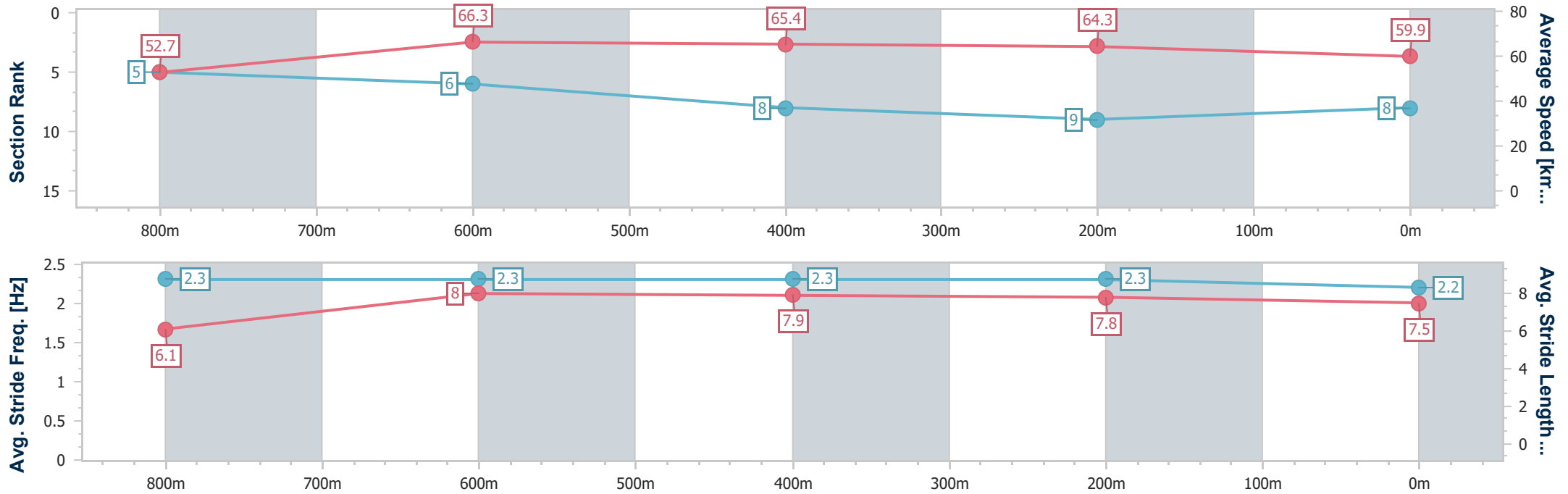
Sunshine Coast QLD Professional  
 Race 9: HALCOL ENERGY QTIS Three-Year-Old BENCHMARK  
 65 Handicap - 1000m



09 July 2023 - 16:45

Track Rating: Soft 5, Weather: Fine, Rail Position: 2m

Section	Overall	800m	600m	400m	200m
Section Times	0:59.09 [8] (0:13.65)	0:45.44 [5] (0:11.00)	0:34.44 [6] (0:11.23)	0:23.21 [8] (0:11.21)	0:12.00 [9] (0:12.00)
Average Speed [km/h]	52.7	66.3	65.4	64.3	59.9
Top Speed [km/h]	66.5	66.5	66.4	65.0	63.0
Avg. Dist. to Rail [m]	4.1	3.0	3.3	9.3	9.6
Avg. Stride Freq. [Hz]	2.3	2.3	2.3	2.3	2.2
Avg. Stride Length [m]	6.1	8.0	7.9	7.8	7.5



- [ ] Ranking at each section and finish
- .-.- No data available at this section
- NA No data available



Horse/Jockey Name	Uno Moon
Final Rank	9
Fastest Section Time (Section)	0:10.65 (800m)
Top Speed [km/h] (Section)	70.6 (Overall)
Race State	Finished



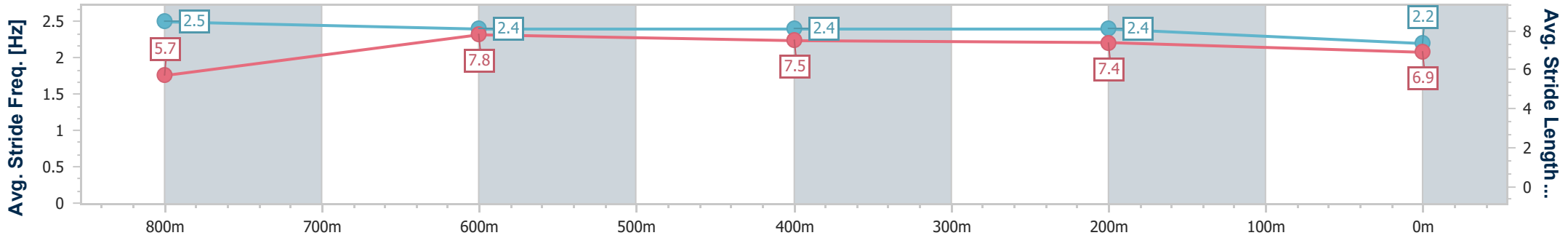
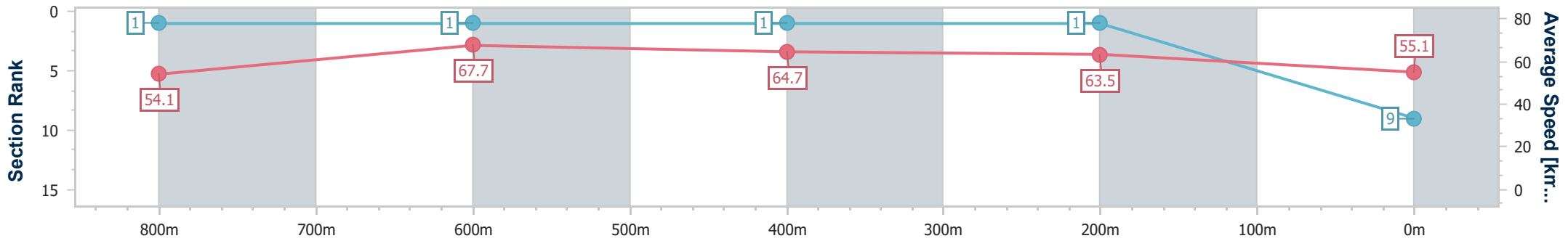
Sunshine Coast QLD Professional  
 Race 9: HALCOL ENERGY QTIS Three-Year-Old BENCHMARK  
 65 Handicap - 1000m



09 July 2023 - 16:45

Track Rating: Soft 5, Weather: Fine, Rail Position: 2m

Section	Overall	800m	600m	400m	200m
Section Times	0:59.54 [9] (0:13.30)	0:46.24 [1] (0:10.65)	0:35.59 [1] (0:11.17)	0:24.42 [1] (0:11.35)	0:13.07 [1] (0:13.07)
Average Speed [km/h]	54.1	67.7	64.7	63.5	55.1
Top Speed [km/h]	70.6	69.7	65.1	65.8	60.1
Avg. Dist. to Rail [m]	7.5	1.2	0.6	3.1	2.6
Avg. Stride Freq. [Hz]	2.5	2.4	2.4	2.4	2.2
Avg. Stride Length [m]	5.7	7.8	7.5	7.4	6.9



- [ ] Ranking at each section and finish
- .-.- No data available at this section
- NA No data available