



Sunshine Coast QLD Professional
Race 7: SURF LIFE SAVING SUNSHINE COAST RATINGS BAND 0 - 62
Handicap - 1400m
09 July 2023 - 15:27



Track Rating: Soft 5, Weather: Fine, Rail Position: 2m

Section							Overall	1200m	1000m	800m	600m	400m	Last 600m
Field Times							1:25.36 (0:13.75)	1:11.61 (0:11.12)	1:00.49 (0:11.62)	0:48.87 (0:12.48)	0:36.39 (0:12.47)	0:23.92 (0:11.75)	0:36.39
Rank	TAB	Horse/Jockey	Barrier	Top Speed [km/h]	Fastest Section								Distance Travelled [m]
1	10	BETTER LAD Matthew Powell	12	64.4 400m	0:11.41 400m	1:25.36 [1] (0:14.45)	1:10.91 [13] (0:11.56)	0:59.35 [13] (0:11.66)	0:47.69 [13] (0:12.18)	0:35.51 [11] (0:11.99)	0:23.52 [10] (0:11.41)	0:35.51	
2	7	HARMONY REIGNS Larry Cassidy	15	63.8 1200m	0:11.48 1200m	1:25.59 [2] (0:14.33)	1:11.26 [12] (0:11.48)	0:59.78 [11] (0:11.71)	0:48.07 [10] (0:12.13)	0:35.94 [9] (0:12.18)	0:23.76 [9] (0:11.61)	0:35.94	-2
3	3	IRONSIDE Ryan Wiggins	5	67.2 Overall	0:11.50 1200m	1:25.61 [3] (0:14.10)	1:11.51 [8] (0:11.50)	1:00.01 [9] (0:11.89)	0:48.12 [9] (0:12.38)	0:35.74 [13] (0:12.09)	0:23.65 [12] (0:11.61)	0:35.74	-3
4	9	WICKED'N' LOVIN'IT Samantha Collett	8	65.2 Overall	0:11.33 1200m	1:25.62 [4] (0:14.12)	1:11.50 [9] (0:11.33)	1:00.17 [8] (0:11.69)	0:48.48 [6] (0:12.27)	0:36.21 [6] (0:12.32)	0:23.89 [6] (0:11.46)	0:36.21	-2
5	2	EVERLAST Justin Huxtable	3	65.4 1200m	0:11.18 1200m	1:25.69 [5] (0:13.87)	1:11.82 [4] (0:11.18)	1:00.64 [5] (0:11.85)	0:48.79 [4] (0:12.33)	0:36.46 [4] (0:12.45)	0:24.01 [5] (0:11.71)	0:36.46	-10
6	1	RAMOKA Melea Castle	4	63.8 Overall	0:11.49 400m	1:25.76 [6] (0:14.28)	1:11.48 [10] (0:11.63)	0:59.85 [12] (0:11.71)	0:48.14 [12] (0:12.24)	0:35.90 [12] (0:12.18)	0:23.72 [13] (0:11.49)	0:35.90	-1
7	6	WINSTON SMURFHILL Tiffani Brooker	6	66.8 1200m	0:10.93 1200m	1:26.03 [7] (0:13.98)	1:12.05 [5] (0:10.93)	1:01.12 [3] (0:11.74)	0:49.38 [3] (0:12.48)	0:36.90 [3] (0:12.37)	0:24.53 [3] (0:11.81)	0:36.90	-6
8	13	AU REVOIR Ben Thompson	9	66.2 1200m	0:11.19 1200m	1:26.05 [8] (0:13.80)	1:12.25 [2] (0:11.19)	1:01.06 [4] (0:12.00)	0:49.06 [5] (0:12.37)	0:36.69 [5] (0:12.27)	0:24.42 [4] (0:11.82)	0:36.69	-4
9	15	JANE HIS WIFE Jaden Lloyd	13	66.5 1200m	0:11.14 1200m	1:26.09 [9] (0:14.03)	1:12.06 [7] (0:11.14)	1:00.92 [6] (0:12.02)	0:48.90 [7] (0:12.32)	0:36.58 [8] (0:12.26)	0:24.32 [7] (0:11.77)	0:36.58	-4
10	12	SIAN STAR Luke Tarrant	7	66.6 1200m	0:11.12 1200m	1:26.20 [10] (0:13.75)	1:12.45 [1] (0:11.12)	1:01.33 [1] (0:11.63)	0:49.70 [2] (0:12.47)	0:37.23 [1] (0:12.49)	0:24.74 [2] (0:11.94)	0:37.23	-11

Scratched: Kiki Coco (#11), Red Star Rubi (#14)



Sunshine Coast QLD Professional
Race 7: SURF LIFE SAVING SUNSHINE COAST RATINGS BAND 0 - 62
Handicap - 1400m
09 July 2023 - 15:27



Track Rating: Soft 5, Weather: Fine, Rail Position: 2m

Section		Overall	1200m	1000m	800m	600m	400m	Last 600m				
Field Times		1:25.36 (0:13.75)	1:11.61 (0:11.12)	1:00.49 (0:11.62)	0:48.87 (0:12.48)	0:36.39 (0:12.47)	0:23.92 (0:11.75)	0:36.39				
Rank	TAB Horse/Jockey	Barrier	Top Speed [km/h]	Fastest Section					Distance Travelled [m]			
11	8 THE LOVE ROCKET Andrew Spinks	1	64.2 1200m	0:11.37 1200m	1:26.31 [11] (0:13.99)	1:12.32 [6] (0:11.37)	1:00.95 [7] (0:11.86)	0:49.09 [8] (0:12.24)	0:36.85 [7] (0:12.36)	0:24.49 [8] (0:11.99)	0:36.85	-8
12	5 REDENTE CHOICE Michael Cahill	2	64.9 Overall	0:11.51 1200m	1:26.32 [12] (0:14.29)	1:12.03 [11] (0:11.51)	1:00.52 [10] (0:11.81)	0:48.71 [11] (0:12.12)	0:36.59 [10] (0:12.22)	0:24.37 [11] (0:11.79)	0:36.59	-9
13	4 CANNY BE BETTER James Orman	10	66.2 1200m	0:11.05 1200m	1:26.65 [13] (0:13.82)	1:12.83 [3] (0:11.05)	1:01.78 [2] (0:11.62)	0:50.16 [1] (0:12.48)	0:37.68 [2] (0:12.47)	0:25.21 [1] (0:11.96)	0:37.68	-7

Scratched: Kiki Coco (#11), Red Star Rubi (#14)

[] Ranking at each section and finish
 -:-:-:- No data available at this section
 NA No data available

SCN Saddle cloth number
 DNF Did not finish
 DNT Did not track



Sunshine Coast QLD Professional
Race 7: SURF LIFE SAVING SUNSHINE COAST RATINGS BAND 0 - 62
Handicap - 1400m
09 July 2023 - 15:27



Track Rating: Soft 5, Weather: Fine, Rail Position: 2m

Section				200m				Last 600m		
Field Times				0:12.17 (0:12.17)				0:36.39		
Rank	TAB	Horse/Jockey	Barrier	Top Speed [km/h]	Fastest Section	Margin			Distance Travelled [m]	
1	10	BETTER LAD Matthew Powell	12	64.4 400m	0:11.41 400m	0:12.11 [2] (0:12.11)	1:25.36		0:35.51	
2	7	HARMONY REIGNS Larry Cassidy	15	63.8 1200m	0:11.48 1200m	0:12.15 [7] (0:12.15)	1.3L		0:35.94	-2
3	3	IRONSIDE Ryan Wiggins	5	67.2 Overall	0:11.50 1200m	0:12.04 [11] (0:12.04)	1.4L		0:35.74	-3
4	9	WICKED'N' LOVIN'IT Samantha Collett	8	65.2 Overall	0:11.33 1200m	0:12.43 [1] (0:12.43)	1.5L		0:36.21	-2
5	2	EVERLAST Justin Huxtable	3	65.4 1200m	0:11.18 1200m	0:12.30 [4] (0:12.30)	1.8L		0:36.46	-10
6	1	RAMOKA Melea Castle	4	63.8 Overall	0:11.49 400m	0:12.23 [9] (0:12.23)	2.1L		0:35.90	-1
7	6	WINSTON SMURFHILL Tiffani Brooker	6	66.8 1200m	0:10.93 1200m	0:12.72 [3] (0:12.72)	3.6L		0:36.90	-6
8	13	AU REVOIR Ben Thompson	9	66.2 1200m	0:11.19 1200m	0:12.60 [8] (0:12.60)	3.7L		0:36.69	-4
9	15	JANE HIS WIFE Jaden Lloyd	13	66.5 1200m	0:11.14 1200m	0:12.55 [10] (0:12.55)	3.9L		0:36.58	-4
10	12	SIAN STAR Luke Tarrant	7	66.6 1200m	0:11.12 1200m	0:12.80 [5] (0:12.80)	4.4L		0:37.23	-11

Scratched: Kiki Coco (#11), Red Star Rubi (#14)

[] Ranking at each section and finish
 -:-:- No data available at this section
 NA No data available

SCN Saddle cloth number
 DNF Did not finish
 DNT Did not track



Sunshine Coast QLD Professional
Race 7: SURF LIFE SAVING SUNSHINE COAST RATINGS BAND 0 - 62
Handicap - 1400m
09 July 2023 - 15:27



Track Rating: Soft 5, Weather: Fine, Rail Position: 2m

Section				200m				Last 600m		
Field Times				0:12.17 (0:12.17)				0:36.39		
Rank	TAB	Horse/Jockey	Barrier	Top Speed [km/h]	Fastest Section	Margin			Distance Travelled [m]	
11	8	THE LOVE ROCKET	1	64.2	0:11.37	0:12.50 [13]	4.9L		0:36.85	-8
		Andrew Spinks		1200m	1200m	(0:12.50)				
12	5	REDEnte CHOICE	2	64.9	0:11.51	0:12.58 [12]	5L		0:36.59	-9
		Michael Cahill		Overall	1200m	(0:12.58)				
13	4	CANNY BE BETTER	10	66.2	0:11.05	0:13.25 [6]	6.8L		0:37.68	-7
		James Orman		1200m	1200m	(0:13.25)				

Scratched: Kiki Coco (#11), Red Star Rubi (#14)



Horse/Jockey Name	Better Lad
Final Rank	1
Fastest Section Time (Section)	0:11.41 (400m)
Top Speed [km/h] (Section)	64.4 (400m)
Race State	Finished



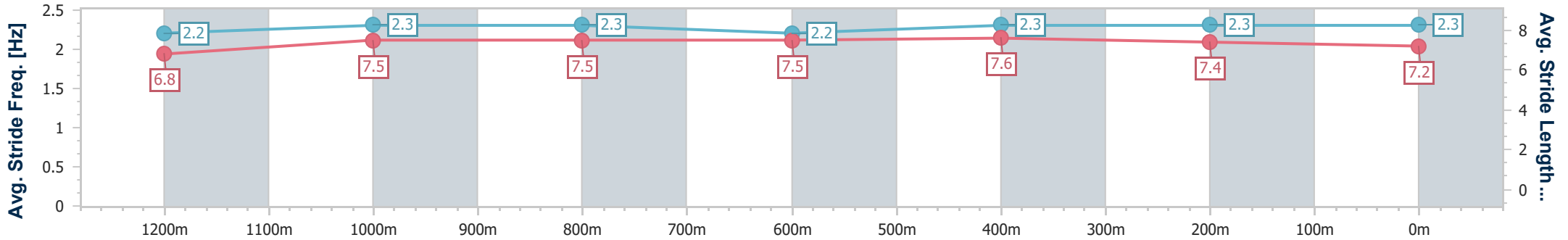
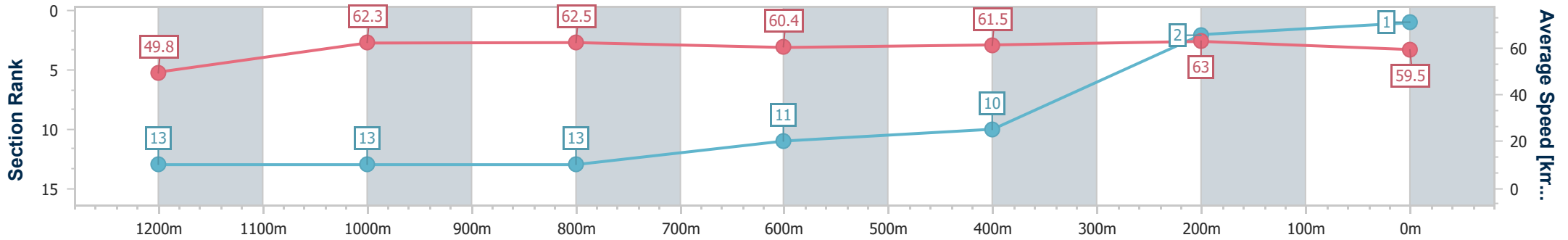
Sunshine Coast QLD Professional
 Race 7: SURF LIFE SAVING SUNSHINE COAST RATINGS
 BAND 0 - 62 Handicap - 1400m



09 July 2023 - 15:27

Track Rating: Soft 5, Weather: Fine, Rail Position: 2m

Section	Overall	1200m	1000m	800m	600m	400m	200m
Section Times	1:25.36 [1] (0:14.45)	1:10.91 [13] (0:11.56)	0:59.35 [13] (0:11.66)	0:47.69 [13] (0:12.18)	0:35.51 [11] (0:11.99)	0:23.52 [10] (0:11.41)	0:12.11 [2] (0:12.11)
Average Speed [km/h]	49.8	62.3	62.5	60.4	61.5	63.0	59.5
Top Speed [km/h]	63.5	63.5	63.6	61.9	62.8	64.4	62.2
Avg. Dist. to Rail [m]	11.9	4.9	4.3	3.9	3.7	6.4	5.0
Avg. Stride Freq. [Hz]	2.2	2.3	2.3	2.2	2.3	2.3	2.3
Avg. Stride Length [m]	6.8	7.5	7.5	7.5	7.6	7.4	7.2



- [] Ranking at each section and finish
- .-.- No data available at this section
- NA No data available



Horse/Jockey Name	Harmony Reigns
Final Rank	2
Fastest Section Time (Section)	0:11.48 (1200m)
Top Speed [km/h] (Section)	63.8 (1200m)
Race State	Finished



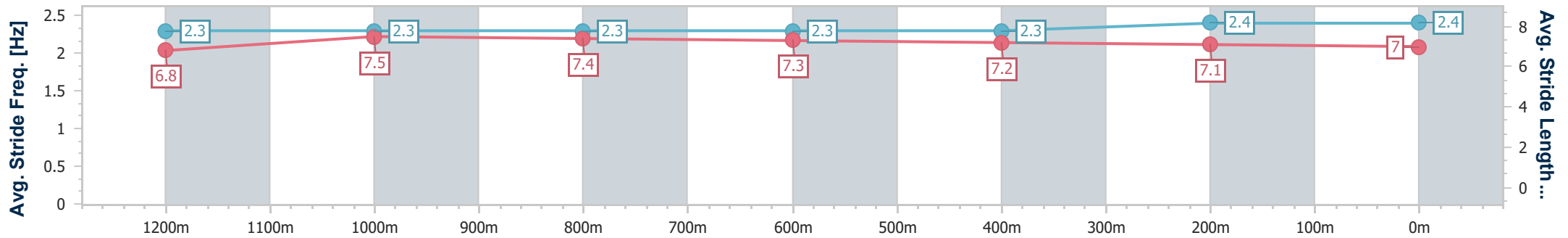
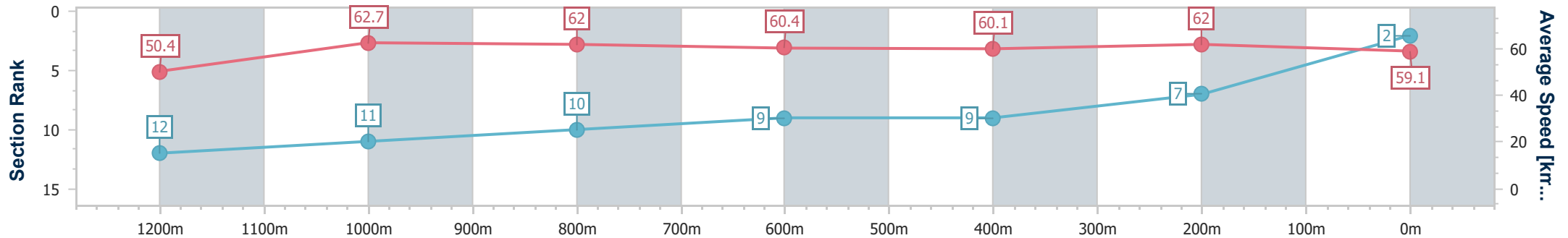
Sunshine Coast QLD Professional
Race 7: SURF LIFE SAVING SUNSHINE COAST RATINGS
BAND 0 - 62 Handicap - 1400m



09 July 2023 - 15:27

Track Rating: Soft 5, Weather: Fine, Rail Position: 2m

Section	Overall	1200m	1000m	800m	600m	400m	200m
Section Times	1:25.59 [2] (0:14.33)	1:11.26 [12] (0:11.48)	0:59.78 [11] (0:11.71)	0:48.07 [10] (0:12.13)	0:35.94 [9] (0:12.18)	0:23.76 [9] (0:11.61)	0:12.15 [7] (0:12.15)
Average Speed [km/h]	50.4	62.7	62.0	60.4	60.1	62.0	59.1
Top Speed [km/h]	63.8	63.8	63.3	62.6	61.5	62.9	62.8
Avg. Dist. to Rail [m]	13.5	5.3	4.0	2.7	2.7	5.9	6.7
Avg. Stride Freq. [Hz]	2.3	2.3	2.3	2.3	2.3	2.4	2.4
Avg. Stride Length [m]	6.8	7.5	7.4	7.3	7.2	7.1	7.0



- [] Ranking at each section and finish
- .-.- No data available at this section
- NA No data available



Horse/Jockey Name	Ironside
Final Rank	3
Fastest Section Time (Section)	0:11.50 (1200m)
Top Speed [km/h] (Section)	67.2 (Overall)
Race State	Finished



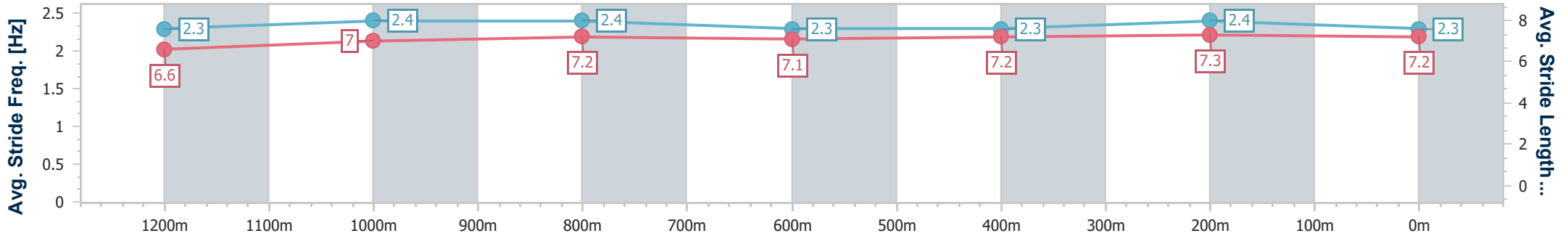
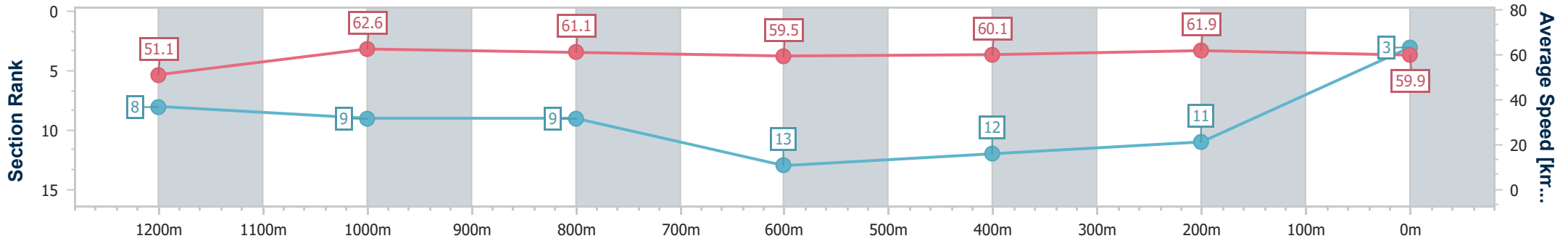
Sunshine Coast QLD Professional
 Race 7: SURF LIFE SAVING SUNSHINE COAST RATINGS
 BAND 0 - 62 Handicap - 1400m



09 July 2023 - 15:27

Track Rating: Soft 5, Weather: Fine, Rail Position: 2m

Section	Overall	1200m	1000m	800m	600m	400m	200m
Section Times	1:25.61 [3] (0:14.10)	1:11.51 [8] (0:11.50)	1:00.01 [9] (0:11.89)	0:48.12 [9] (0:12.38)	0:35.74 [13] (0:12.09)	0:23.65 [12] (0:11.61)	0:12.04 [11] (0:12.04)
Average Speed [km/h]	51.1	62.6	61.1	59.5	60.1	61.9	59.9
Top Speed [km/h]	67.2	63.9	63.2	61.6	61.8	62.6	62.2
Avg. Dist. to Rail [m]	6.6	3.7	3.7	3.6	1.6	4.5	5.5
Avg. Stride Freq. [Hz]	2.3	2.4	2.4	2.3	2.3	2.4	2.3
Avg. Stride Length [m]	6.6	7.0	7.2	7.1	7.2	7.3	7.2



- [] Ranking at each section and finish
- .-.- No data available at this section
- NA No data available



Horse/Jockey Name	Wicked'n' Lovin'it
Final Rank	4
Fastest Section Time (Section)	0:11.33 (1200m)
Top Speed [km/h] (Section)	65.2 (Overall)
Race State	Finished



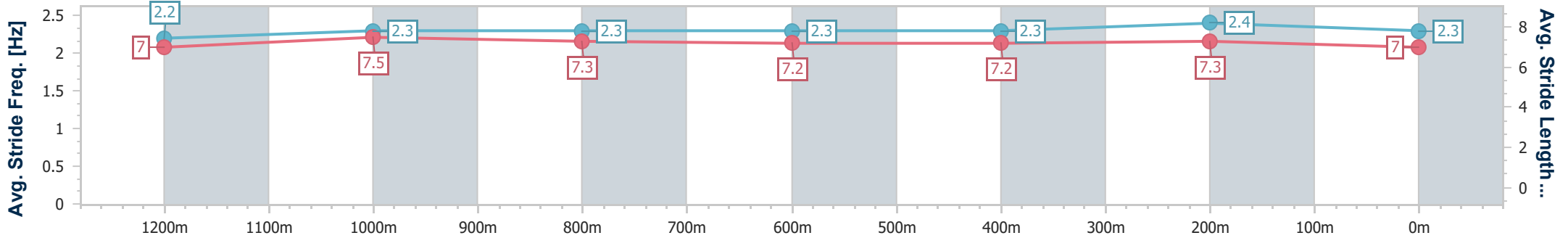
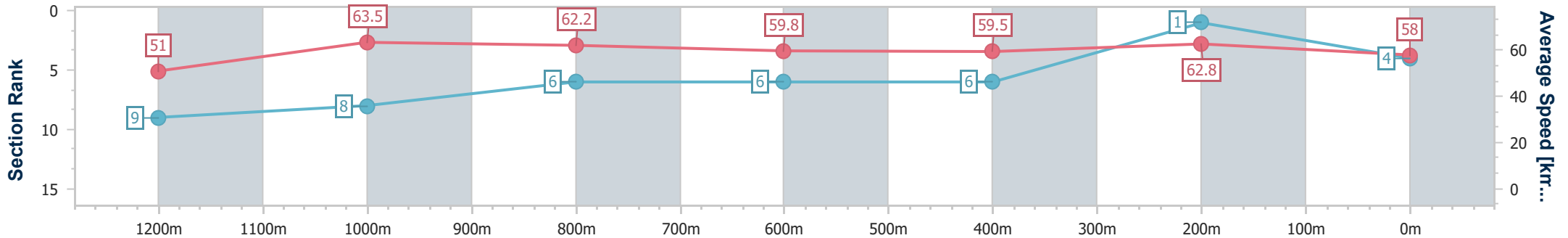
Sunshine Coast QLD Professional
Race 7: SURF LIFE SAVING SUNSHINE COAST RATINGS
BAND 0 - 62 Handicap - 1400m



09 July 2023 - 15:27

Track Rating: Soft 5, Weather: Fine, Rail Position: 2m

Section	Overall	1200m	1000m	800m	600m	400m	200m
Section Times	1:25.62 [4] (0:14.12)	1:11.50 [9] (0:11.33)	1:00.17 [8] (0:11.69)	0:48.48 [6] (0:12.27)	0:36.21 [6] (0:12.32)	0:23.89 [6] (0:11.46)	0:12.43 [1] (0:12.43)
Average Speed [km/h]	51.0	63.5	62.2	59.8	59.5	62.8	58.0
Top Speed [km/h]	65.2	64.5	64.8	61.4	62.6	63.6	61.2
Avg. Dist. to Rail [m]	9.4	4.6	4.2	2.9	3.2	5.0	2.9
Avg. Stride Freq. [Hz]	2.2	2.3	2.3	2.3	2.3	2.4	2.3
Avg. Stride Length [m]	7.0	7.5	7.3	7.2	7.2	7.3	7.0



- [] Ranking at each section and finish
- .-.- No data available at this section
- NA No data available



Horse/Jockey Name	Everlast
Final Rank	5
Fastest Section Time (Section)	0:11.18 (1200m)
Top Speed [km/h] (Section)	65.4 (1200m)
Race State	Finished



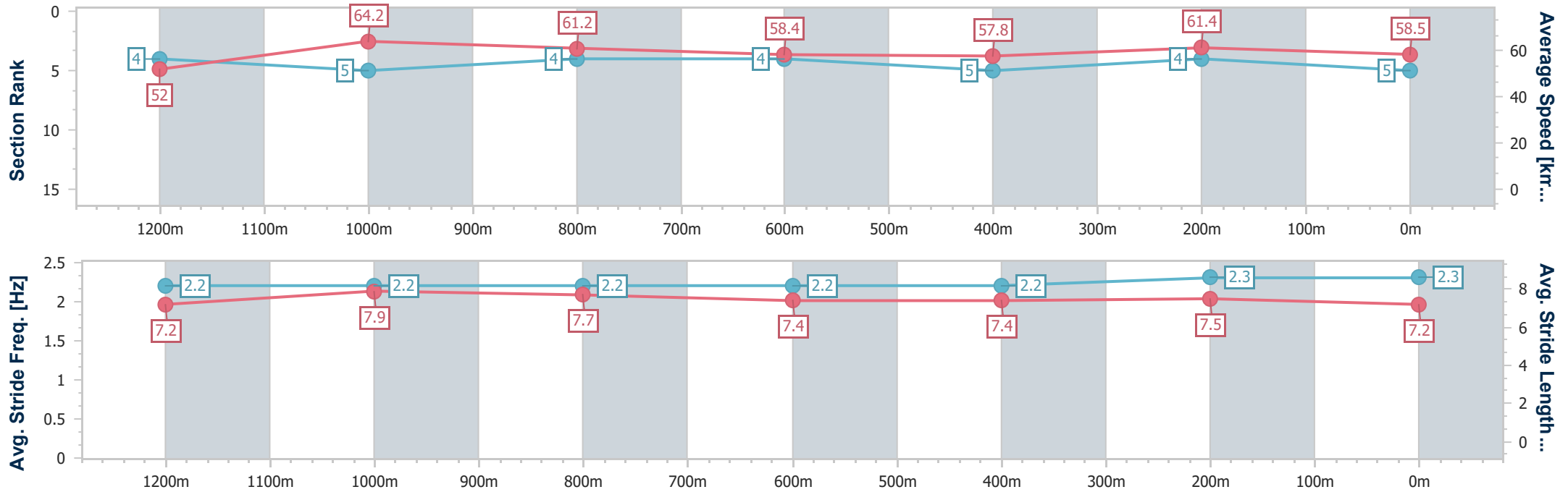
Sunshine Coast QLD Professional
Race 7: SURF LIFE SAVING SUNSHINE COAST RATINGS
BAND 0 - 62 Handicap - 1400m



09 July 2023 - 15:27

Track Rating: Soft 5, Weather: Fine, Rail Position: 2m

Section	Overall	1200m	1000m	800m	600m	400m	200m
Section Times	1:25.69 [5] (0:13.87)	1:11.82 [4] (0:11.18)	1:00.64 [5] (0:11.85)	0:48.79 [4] (0:12.33)	0:36.46 [4] (0:12.45)	0:24.01 [5] (0:11.71)	0:12.30 [4] (0:12.30)
Average Speed [km/h]	52.0	64.2	61.2	58.4	57.8	61.4	58.5
Top Speed [km/h]	65.3	65.4	62.9	59.3	59.8	62.7	61.3
Avg. Dist. to Rail [m]	5.6	2.9	2.2	0.7	0.6	2.1	2.5
Avg. Stride Freq. [Hz]	2.2	2.2	2.2	2.2	2.2	2.3	2.3
Avg. Stride Length [m]	7.2	7.9	7.7	7.4	7.4	7.5	7.2



- [] Ranking at each section and finish
- .-.- No data available at this section
- NA No data available



Horse/Jockey Name	Ramoka
Final Rank	6
Fastest Section Time (Section)	0:11.49 (400m)
Top Speed [km/h] (Section)	63.8 (Overall)
Race State	Finished



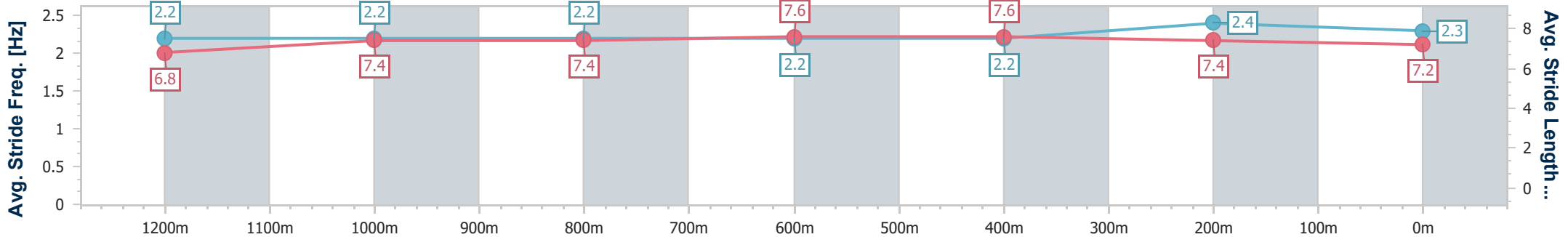
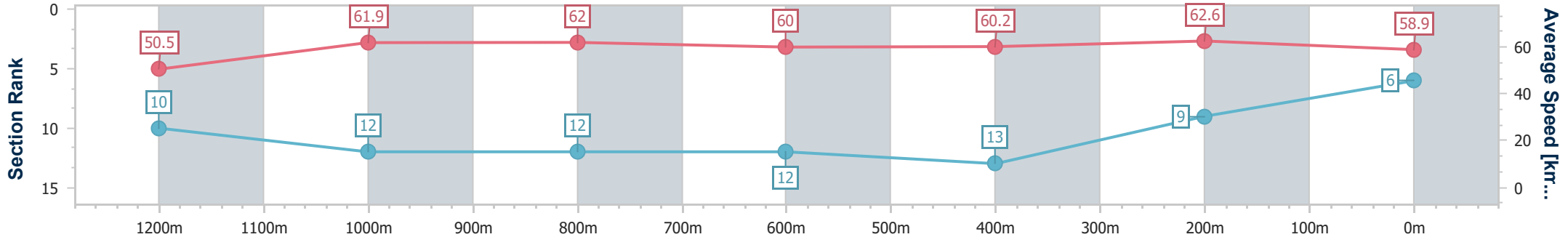
Sunshine Coast QLD Professional
 Race 7: SURF LIFE SAVING SUNSHINE COAST RATINGS
 BAND 0 - 62 Handicap - 1400m



09 July 2023 - 15:27

Track Rating: Soft 5, Weather: Fine, Rail Position: 2m

Section	Overall	1200m	1000m	800m	600m	400m	200m
Section Times	1:25.76 [6] (0:14.28)	1:11.48 [10] (0:11.63)	0:59.85 [12] (0:11.71)	0:48.14 [12] (0:12.24)	0:35.90 [12] (0:12.18)	0:23.72 [13] (0:11.49)	0:12.23 [9] (0:12.23)
Average Speed [km/h]	50.5	61.9	62.0	60.0	60.2	62.6	58.9
Top Speed [km/h]	63.8	63.5	63.3	61.2	62.5	63.7	61.3
Avg. Dist. to Rail [m]	5.9	3.7	3.3	3.1	3.1	7.3	7.3
Avg. Stride Freq. [Hz]	2.2	2.2	2.2	2.2	2.2	2.4	2.3
Avg. Stride Length [m]	6.8	7.4	7.4	7.6	7.6	7.4	7.2



- [] Ranking at each section and finish
- .-.- No data available at this section
- NA No data available



Horse/Jockey Name	Winston Smurfhill
Final Rank	7
Fastest Section Time (Section)	0:10.93 (1200m)
Top Speed [km/h] (Section)	66.8 (1200m)
Race State	Finished



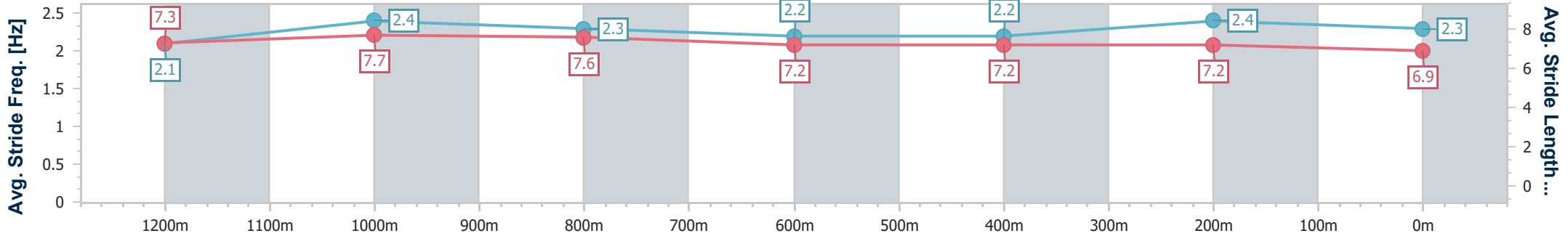
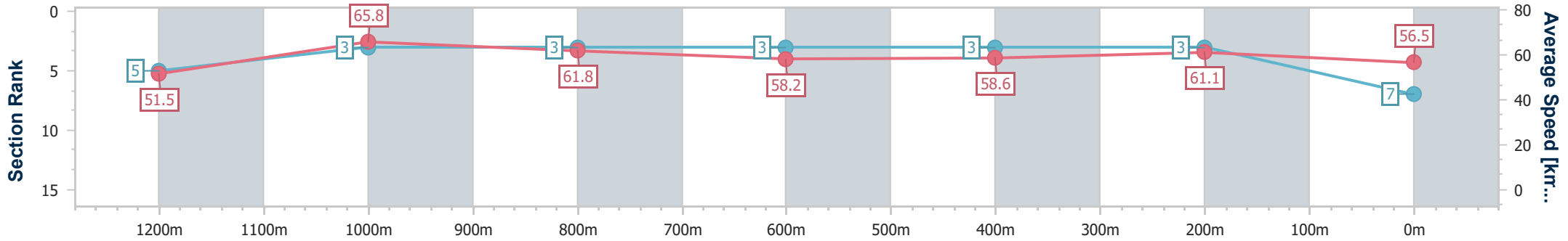
Sunshine Coast QLD Professional
 Race 7: SURF LIFE SAVING SUNSHINE COAST RATINGS
 BAND 0 - 62 Handicap - 1400m



09 July 2023 - 15:27

Track Rating: Soft 5, Weather: Fine, Rail Position: 2m

Section	Overall	1200m	1000m	800m	600m	400m	200m
Section Times	1:26.03 [7] (0:13.98)	1:12.05 [5] (0:10.93)	1:01.12 [3] (0:11.74)	0:49.38 [3] (0:12.48)	0:36.90 [3] (0:12.37)	0:24.53 [3] (0:11.81)	0:12.72 [3] (0:12.72)
Average Speed [km/h]	51.5	65.8	61.8	58.2	58.6	61.1	56.5
Top Speed [km/h]	65.4	66.8	64.9	60.0	60.8	62.4	59.4
Avg. Dist. to Rail [m]	7.5	3.9	2.6	1.6	1.4	3.6	2.3
Avg. Stride Freq. [Hz]	2.1	2.4	2.3	2.2	2.2	2.4	2.3
Avg. Stride Length [m]	7.3	7.7	7.6	7.2	7.2	7.2	6.9



- [] Ranking at each section and finish
- .-.- No data available at this section
- NA No data available



Horse/Jockey Name	Au Revoir
Final Rank	8
Fastest Section Time (Section)	0:11.19 (1200m)
Top Speed [km/h] (Section)	66.2 (1200m)
Race State	Finished



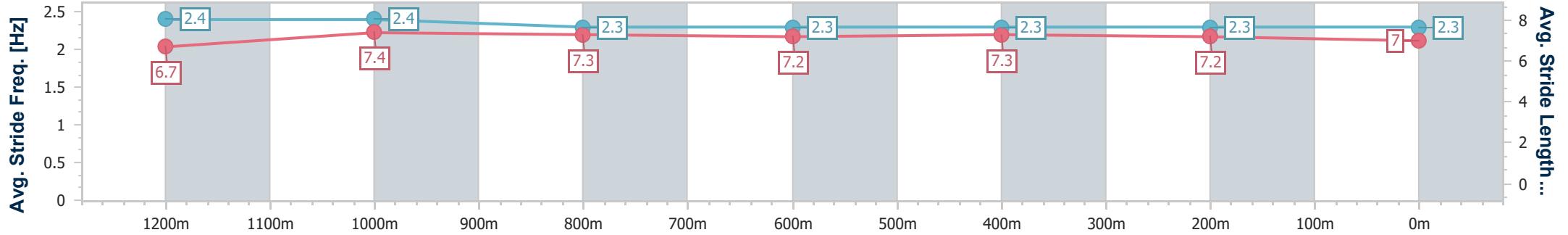
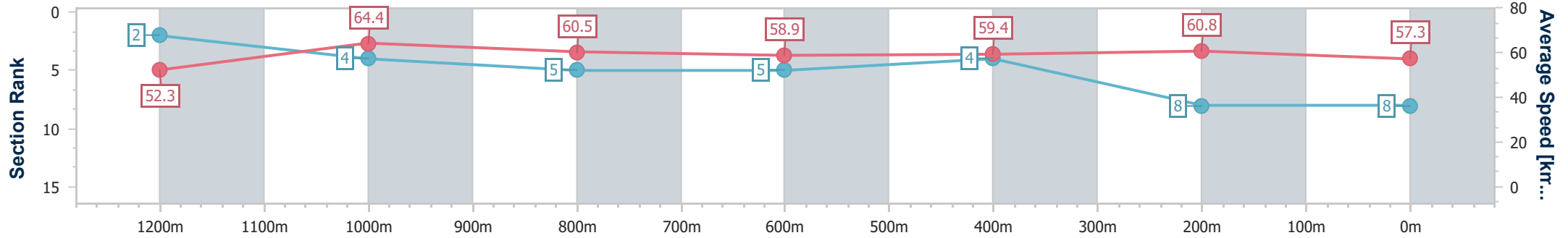
Sunshine Coast QLD Professional
 Race 7: SURF LIFE SAVING SUNSHINE COAST RATINGS
 BAND 0 - 62 Handicap - 1400m



09 July 2023 - 15:27

Track Rating: Soft 5, Weather: Fine, Rail Position: 2m

Section	Overall	1200m	1000m	800m	600m	400m	200m
Section Times	1:26.05 [8] (0:13.80)	1:12.25 [2] (0:11.19)	1:01.06 [4] (0:12.00)	0:49.06 [5] (0:12.37)	0:36.69 [5] (0:12.27)	0:24.42 [4] (0:11.82)	0:12.60 [8] (0:12.60)
Average Speed [km/h]	52.3	64.4	60.5	58.9	59.4	60.8	57.3
Top Speed [km/h]	64.5	66.2	63.4	60.0	60.9	62.4	60.4
Avg. Dist. to Rail [m]	11.0	5.5	3.7	2.0	2.3	4.2	4.5
Avg. Stride Freq. [Hz]	2.4	2.4	2.3	2.3	2.3	2.3	2.3
Avg. Stride Length [m]	6.7	7.4	7.3	7.2	7.3	7.2	7.0



- [] Ranking at each section and finish
- .-.- No data available at this section
- NA No data available



Horse/Jockey Name	Jane His Wife
Final Rank	9
Fastest Section Time (Section)	0:11.14 (1200m)
Top Speed [km/h] (Section)	66.5 (1200m)
Race State	Finished



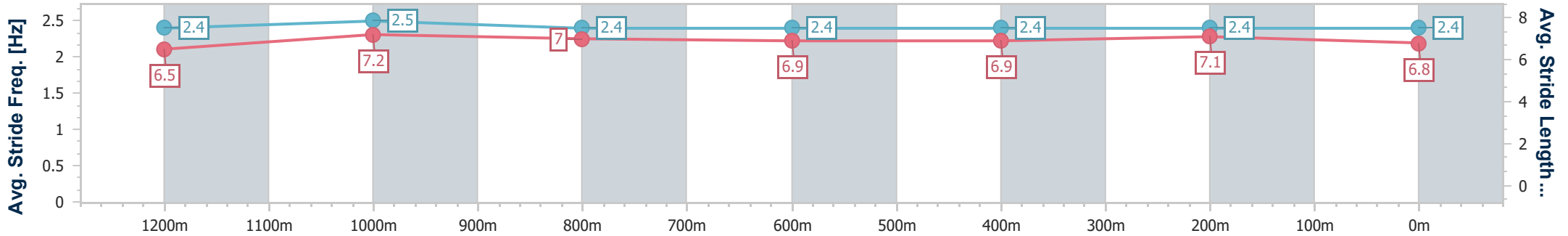
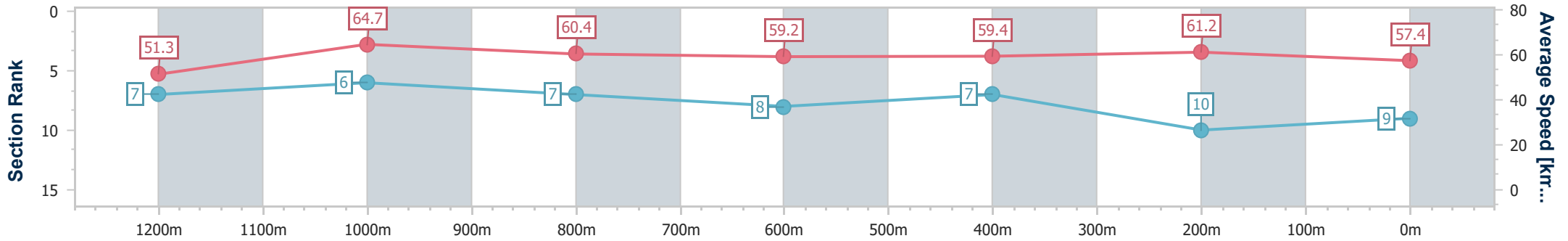
Sunshine Coast QLD Professional
 Race 7: SURF LIFE SAVING SUNSHINE COAST RATINGS
 BAND 0 - 62 Handicap - 1400m



09 July 2023 - 15:27

Track Rating: Soft 5, Weather: Fine, Rail Position: 2m

Section	Overall	1200m	1000m	800m	600m	400m	200m
Section Times	1:26.09 [9] (0:14.03)	1:12.06 [7] (0:11.14)	1:00.92 [6] (0:12.02)	0:48.90 [7] (0:12.32)	0:36.58 [8] (0:12.26)	0:24.32 [7] (0:11.77)	0:12.55 [10] (0:12.55)
Average Speed [km/h]	51.3	64.7	60.4	59.2	59.4	61.2	57.4
Top Speed [km/h]	64.5	66.5	62.2	61.5	61.2	62.2	60.7
Avg. Dist. to Rail [m]	13.5	5.1	3.4	2.5	1.8	3.2	3.7
Avg. Stride Freq. [Hz]	2.4	2.5	2.4	2.4	2.4	2.4	2.4
Avg. Stride Length [m]	6.5	7.2	7.0	6.9	6.9	7.1	6.8



- [] Ranking at each section and finish
- .-.- No data available at this section
- NA No data available



Horse/Jockey Name	Sian Star
Final Rank	10
Fastest Section Time (Section)	0:11.12 (1200m)
Top Speed [km/h] (Section)	66.6 (1200m)
Race State	Finished



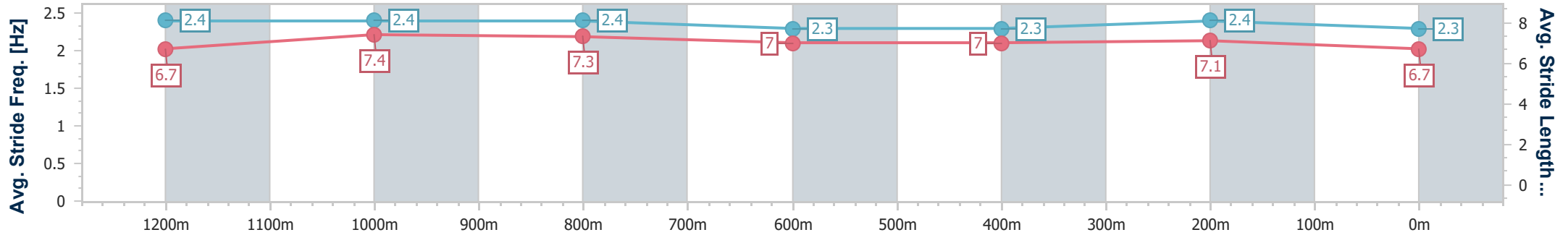
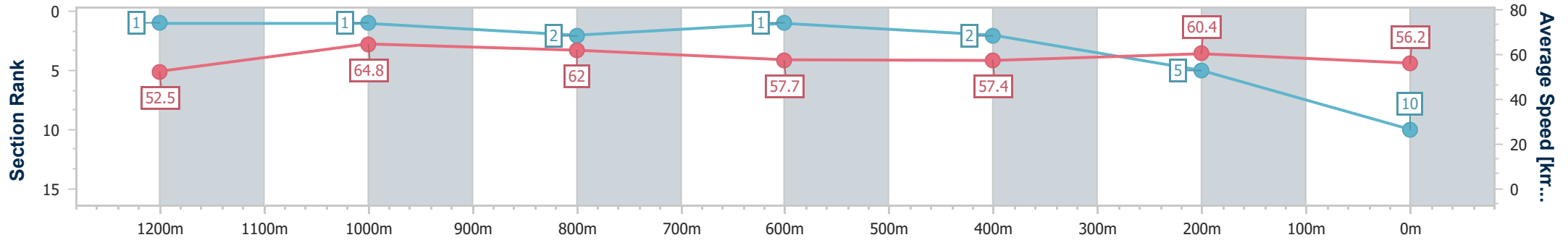
Sunshine Coast QLD Professional
Race 7: SURF LIFE SAVING SUNSHINE COAST RATINGS
BAND 0 - 62 Handicap - 1400m



09 July 2023 - 15:27

Track Rating: Soft 5, Weather: Fine, Rail Position: 2m

Section	Overall	1200m	1000m	800m	600m	400m	200m
Section Times	1:26.20 [10] (0:13.75)	1:12.45 [1] (0:11.12)	1:01.33 [1] (0:11.63)	0:49.70 [2] (0:12.47)	0:37.23 [1] (0:12.49)	0:24.74 [2] (0:11.94)	0:12.80 [5] (0:12.80)
Average Speed [km/h]	52.5	64.8	62.0	57.7	57.4	60.4	56.2
Top Speed [km/h]	65.0	66.6	64.3	59.9	58.7	61.5	59.5
Avg. Dist. to Rail [m]	8.9	3.3	1.7	0.4	0.5	0.8	0.3
Avg. Stride Freq. [Hz]	2.4	2.4	2.4	2.3	2.3	2.4	2.3
Avg. Stride Length [m]	6.7	7.4	7.3	7.0	7.0	7.1	6.7



- [] Ranking at each section and finish
- .-.- No data available at this section
- NA No data available



Horse/Jockey Name	The Love Rocket
Final Rank	11
Fastest Section Time (Section)	0:11.37 (1200m)
Top Speed [km/h] (Section)	64.2 (1200m)
Race State	Finished



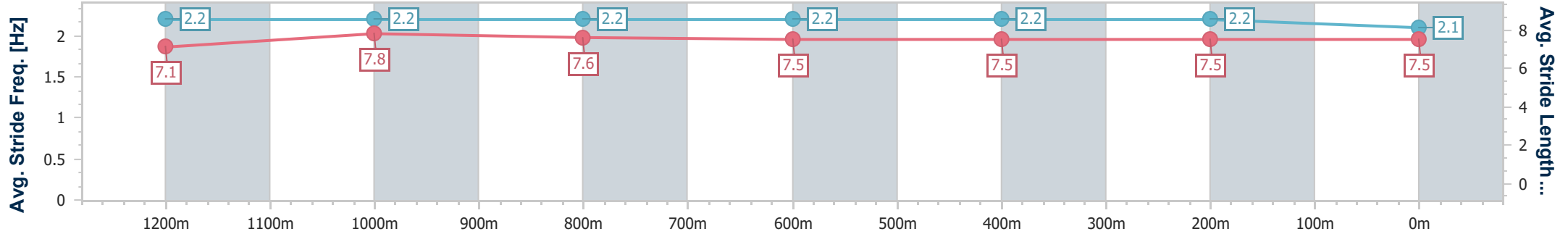
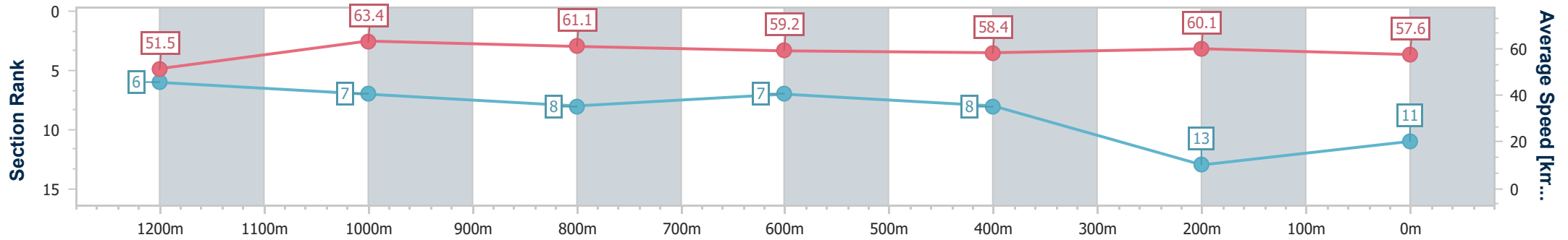
Sunshine Coast QLD Professional
 Race 7: SURF LIFE SAVING SUNSHINE COAST RATINGS
 BAND 0 - 62 Handicap - 1400m



09 July 2023 - 15:27

Track Rating: Soft 5, Weather: Fine, Rail Position: 2m

Section	Overall	1200m	1000m	800m	600m	400m	200m
Section Times	1:26.31 [11] (0:13.99)	1:12.32 [6] (0:11.37)	1:00.95 [7] (0:11.86)	0:49.09 [8] (0:12.24)	0:36.85 [7] (0:12.36)	0:24.49 [8] (0:11.99)	0:12.50 [13] (0:12.50)
Average Speed [km/h]	51.5	63.4	61.1	59.2	58.4	60.1	57.6
Top Speed [km/h]	63.2	64.2	62.9	60.6	59.2	60.6	60.2
Avg. Dist. to Rail [m]	3.9	2.9	2.4	1.2	0.5	1.7	3.4
Avg. Stride Freq. [Hz]	2.2	2.2	2.2	2.2	2.2	2.2	2.1
Avg. Stride Length [m]	7.1	7.8	7.6	7.5	7.5	7.5	7.5



- [] Ranking at each section and finish
- .-.- No data available at this section
- NA No data available



Horse/Jockey Name	Redente Choice
Final Rank	12
Fastest Section Time (Section)	0:11.51 (1200m)
Top Speed [km/h] (Section)	64.9 (Overall)
Race State	Finished

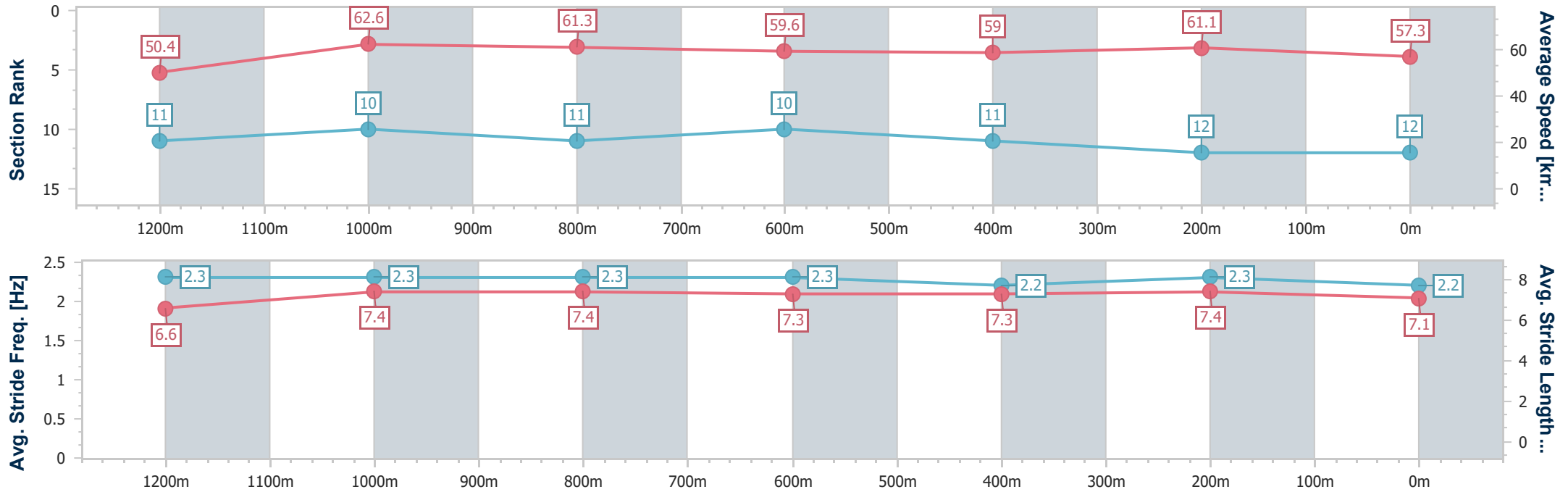


Sunshine Coast QLD Professional
 Race 7: SURF LIFE SAVING SUNSHINE COAST RATINGS
 BAND 0 - 62 Handicap - 1400m
 09 July 2023 - 15:27



Track Rating: Soft 5, Weather: Fine, Rail Position: 2m

Section	Overall	1200m	1000m	800m	600m	400m	200m
Section Times	1:26.32 [12] (0:14.29)	1:12.03 [11] (0:11.51)	1:00.52 [10] (0:11.81)	0:48.71 [11] (0:12.12)	0:36.59 [10] (0:12.22)	0:24.37 [11] (0:11.79)	0:12.58 [12] (0:12.58)
Average Speed [km/h]	50.4	62.6	61.3	59.6	59.0	61.1	57.3
Top Speed [km/h]	64.9	64.5	63.6	61.1	61.3	61.9	60.1
Avg. Dist. to Rail [m]	4.7	2.2	1.7	0.6	0.3	1.2	1.9
Avg. Stride Freq. [Hz]	2.3	2.3	2.3	2.3	2.2	2.3	2.2
Avg. Stride Length [m]	6.6	7.4	7.4	7.3	7.3	7.4	7.1



- [] Ranking at each section and finish
- .-.- No data available at this section
- NA No data available



Horse/Jockey Name	Canny Be Better
Final Rank	13
Fastest Section Time (Section)	0:11.05 (1200m)
Top Speed [km/h] (Section)	66.2 (1200m)
Race State	Finished



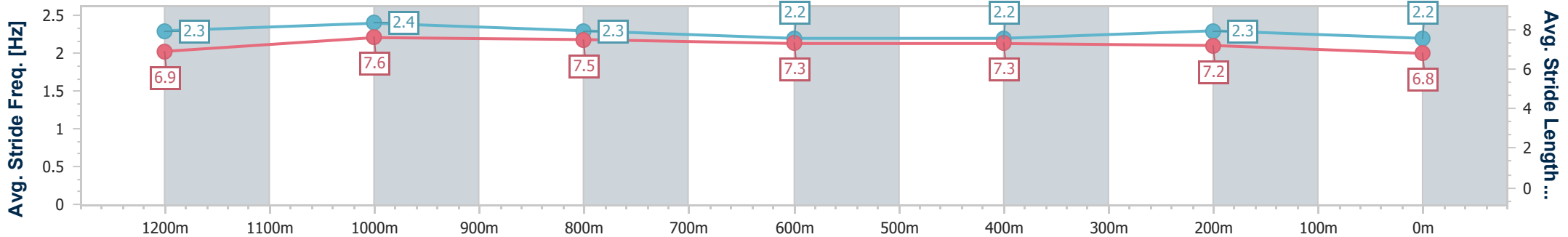
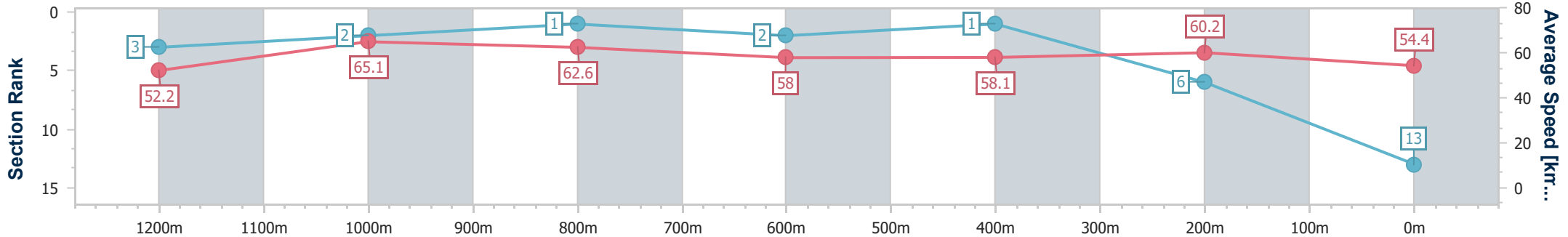
Sunshine Coast QLD Professional
 Race 7: SURF LIFE SAVING SUNSHINE COAST RATINGS
 BAND 0 - 62 Handicap - 1400m



09 July 2023 - 15:27

Track Rating: Soft 5, Weather: Fine, Rail Position: 2m

Section	Overall	1200m	1000m	800m	600m	400m	200m
Section Times	1:26.65 [13] (0:13.82)	1:12.83 [3] (0:11.05)	1:01.78 [2] (0:11.62)	0:50.16 [1] (0:12.48)	0:37.68 [2] (0:12.47)	0:25.21 [1] (0:11.96)	0:13.25 [6] (0:13.25)
Average Speed [km/h]	52.2	65.1	62.6	58.0	58.1	60.2	54.4
Top Speed [km/h]	65.6	66.2	65.1	59.6	59.4	61.1	58.1
Avg. Dist. to Rail [m]	12.8	7.1	4.2	1.3	0.7	2.4	2.9
Avg. Stride Freq. [Hz]	2.3	2.4	2.3	2.2	2.2	2.3	2.2
Avg. Stride Length [m]	6.9	7.6	7.5	7.3	7.3	7.2	6.8



- [] Ranking at each section and finish
- .-.- No data available at this section
- NA No data available