



Sunshine Coast QLD Professional
Race 5: THE SURF CLUB MOOLOOLABA Fillies and Mares Class 1 Plate
- 1000m
09 July 2023 - 14:11



Track Rating: Soft 5, Weather: Fine, Rail Position: 2m

Section		Overall	800m	600m	400m	200m	Last 600m					
Field Times		0:59.15 (0:13.40)	0:45.75 (0:10.54)	0:35.21 (0:11.45)	0:23.76 (0:11.53)	0:12.23 (0:12.23)	0:35.21					
Rank	TAB Horse/Jockey	Barrier	Top Speed [km/h]	Fastest Section	Margin			Distance Travelled [m]				
1	10 ON HOLD Ryan Maloney	3	68.0 Overall	0:10.92 800m	0:59.15 [1] (0:13.40)	0:45.75 [1] (0:10.92)	0:34.83 [5] (0:11.40)	0:23.43 [5] (0:11.20)	0:12.23 [1] (0:12.23)	0:59.15	0:34.83	
2	5 SOOBLOND Tiffani Brooker	2	67.4 800m	0:10.91 800m	0:59.32 [2] (0:13.81)	0:45.51 [7] (0:10.91)	0:34.60 [7] (0:11.19)	0:23.41 [7] (0:11.25)	0:12.16 [6] (0:12.16)	0.8L	0:34.60	-5
3	4 SNEAKY THREE Michael Cahill	9	69.2 800m	0:10.80 800m	0:59.36 [3] (0:13.81)	0:45.55 [6] (0:10.80)	0:34.75 [6] (0:11.27)	0:23.48 [6] (0:11.24)	0:12.24 [4] (0:12.24)	1L	0:34.75	-1
4	8 KAYLEEN James Orman	11	70.3 800m	0:10.71 800m	0:59.53 [4] (0:13.51)	0:46.02 [3] (0:10.71)	0:35.31 [2] (0:11.31)	0:24.00 [2] (0:11.47)	0:12.53 [3] (0:12.53)	2L	0:35.31	-4
5	6 BOCHKAREVA Ben Thompson	7	70.6 800m	0:10.52 800m	0:59.67 [5] (0:13.42)	0:46.25 [2] (0:10.52)	0:35.73 [1] (0:11.45)	0:24.28 [1] (0:11.57)	0:12.71 [2] (0:12.71)	2.8L	0:35.73	-5
6	1 ELESPRIT MISS Ryan Wiggins	1	69.4 800m	0:10.67 800m	1:00.23 [6] (0:13.57)	0:46.66 [5] (0:10.67)	0:35.99 [3] (0:11.34)	0:24.65 [3] (0:11.58)	0:13.07 [5] (0:13.07)	6.1L	0:35.99	-6
7	3 ME AS I AM Luke Tarrant	4	68.2 800m	0:10.96 800m	1:00.35 [7] (0:13.89)	0:46.46 [8] (0:10.96)	0:35.50 [8] (0:11.19)	0:24.31 [8] (0:11.39)	0:12.92 [8] (0:12.92)	6.6L	0:35.50	-2
8	12 SUPER SPROCKET Samantha Collett	12	70.2 800m	0:10.74 800m	1:00.60 [8] (0:13.52)	0:47.08 [4] (0:10.74)	0:36.34 [4] (0:11.43)	0:24.91 [4] (0:11.72)	0:13.19 [7] (0:13.19)	7.9L	0:36.34	-3

Scratched: Favourite Things (#2), Fire Love (#7), Latin Jazz (#9), Quirin (#11)

[] Ranking at each section and finish
 -:-:- No data available at this section
 NA No data available

SCN Saddle cloth number
 DNF Did not finish
 DNT Did not track



Horse/Jockey Name	On Hold
Final Rank	1
Fastest Section Time (Section)	0:10.92 (800m)
Top Speed [km/h] (Section)	68.0 (Overall)
Race State	Finished



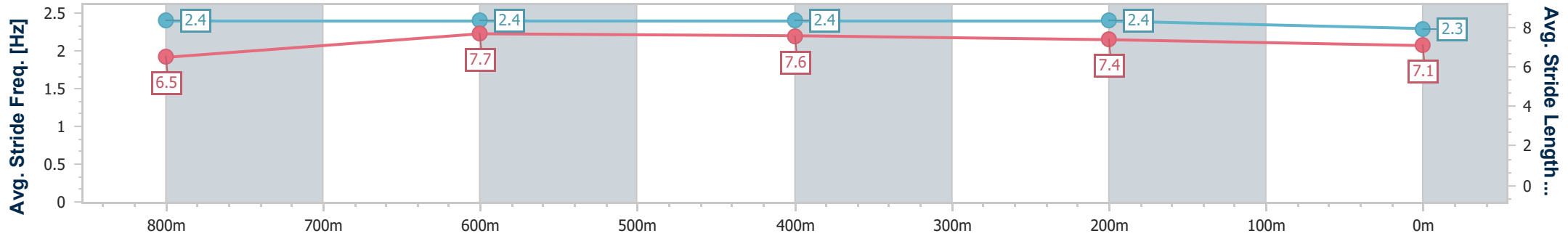
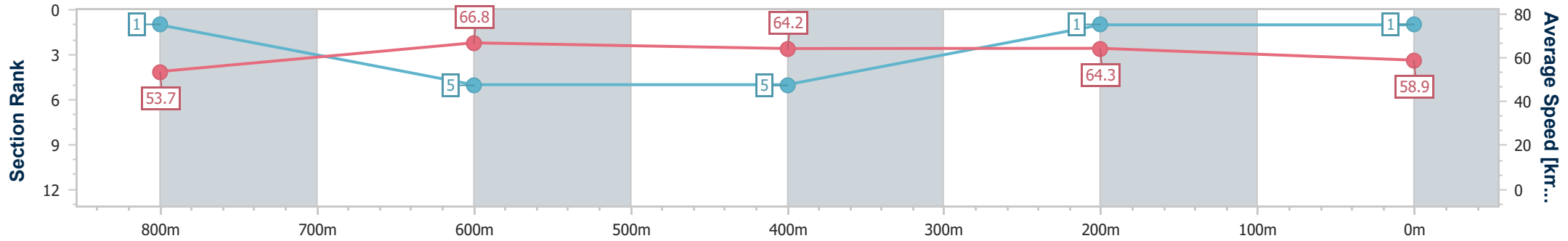
Sunshine Coast QLD Professional
 Race 5: THE SURF CLUB MOOLOOLABA Fillies and Mares
 Class 1 Plate - 1000m



09 July 2023 - 14:11

Track Rating: Soft 5, Weather: Fine, Rail Position: 2m

Section	Overall	800m	600m	400m	200m
Section Times	0:59.15 [1] (0:13.40)	0:45.75 [1] (0:10.92)	0:34.83 [5] (0:11.40)	0:23.43 [5] (0:11.20)	0:12.23 [1] (0:12.23)
Average Speed [km/h]	53.7	66.8	64.2	64.3	58.9
Top Speed [km/h]	68.0	67.8	65.2	65.6	62.7
Avg. Dist. to Rail [m]	5.2	3.5	2.9	6.5	6.2
Avg. Stride Freq. [Hz]	2.4	2.4	2.4	2.4	2.3
Avg. Stride Length [m]	6.5	7.7	7.6	7.4	7.1



- [] Ranking at each section and finish
- .-.- No data available at this section
- NA No data available



Horse/Jockey Name	Sooblond
Final Rank	2
Fastest Section Time (Section)	0:10.91 (800m)
Top Speed [km/h] (Section)	67.4 (800m)
Race State	Finished



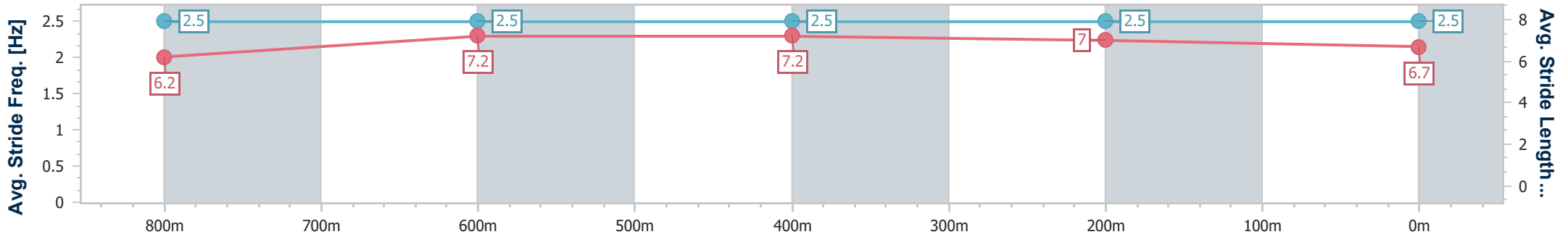
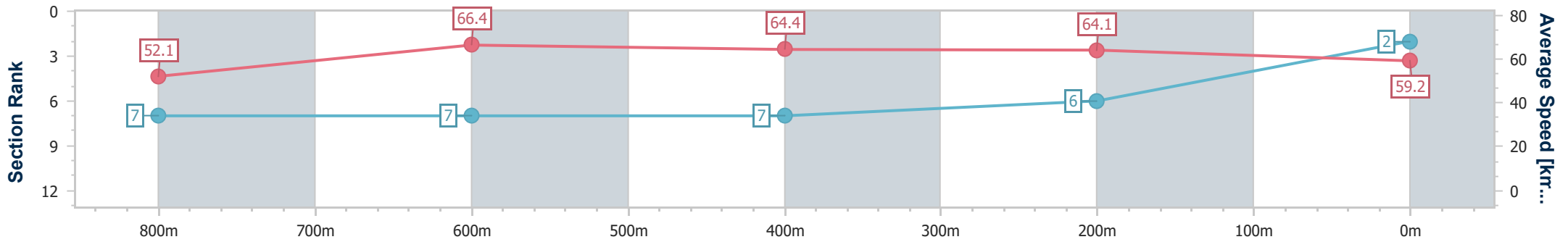
Sunshine Coast QLD Professional
 Race 5: THE SURF CLUB MOOLOOLABA Fillies and Mares
 Class 1 Plate - 1000m



09 July 2023 - 14:11

Track Rating: Soft 5, Weather: Fine, Rail Position: 2m

Section	Overall	800m	600m	400m	200m
Section Times	0:59.32 [2] (0:13.81)	0:45.51 [7] (0:10.91)	0:34.60 [7] (0:11.19)	0:23.41 [7] (0:11.25)	0:12.16 [6] (0:12.16)
Average Speed [km/h]	52.1	66.4	64.4	64.1	59.2
Top Speed [km/h]	67.1	67.4	65.1	65.0	63.2
Avg. Dist. to Rail [m]	4.4	2.1	0.5	4.6	4.3
Avg. Stride Freq. [Hz]	2.5	2.5	2.5	2.5	2.5
Avg. Stride Length [m]	6.2	7.2	7.2	7.0	6.7



- [] Ranking at each section and finish
- .-.- No data available at this section
- NA No data available



Horse/Jockey Name	Sneaky Three
Final Rank	3
Fastest Section Time (Section)	0:10.80 (800m)
Top Speed [km/h] (Section)	69.2 (800m)
Race State	Finished



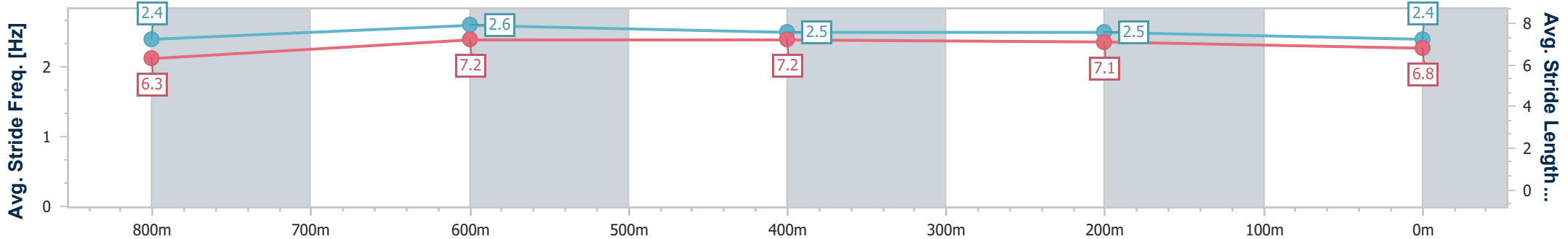
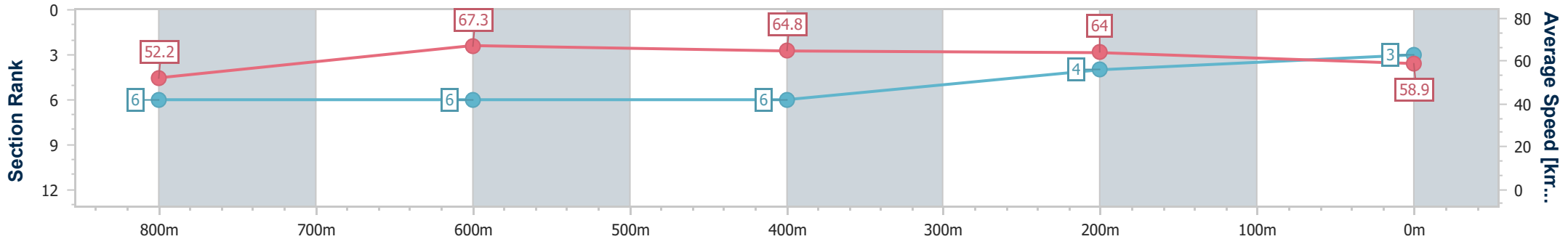
Sunshine Coast QLD Professional
 Race 5: THE SURF CLUB MOOLOOLABA Fillies and Mares
 Class 1 Plate - 1000m



09 July 2023 - 14:11

Track Rating: Soft 5, Weather: Fine, Rail Position: 2m

Section	Overall	800m	600m	400m	200m
Section Times	0:59.36 [3] (0:13.81)	0:45.55 [6] (0:10.80)	0:34.75 [6] (0:11.27)	0:23.48 [6] (0:11.24)	0:12.24 [4] (0:12.24)
Average Speed [km/h]	52.2	67.3	64.8	64.0	58.9
Top Speed [km/h]	66.8	69.2	65.8	64.7	62.2
Avg. Dist. to Rail [m]	7.1	3.1	2.3	5.9	7.6
Avg. Stride Freq. [Hz]	2.4	2.6	2.5	2.5	2.4
Avg. Stride Length [m]	6.3	7.2	7.2	7.1	6.8



- [] Ranking at each section and finish
- .-.- No data available at this section
- NA No data available



Horse/Jockey Name	Kayleen
Final Rank	4
Fastest Section Time (Section)	0:10.71 (800m)
Top Speed [km/h] (Section)	70.3 (800m)
Race State	Finished



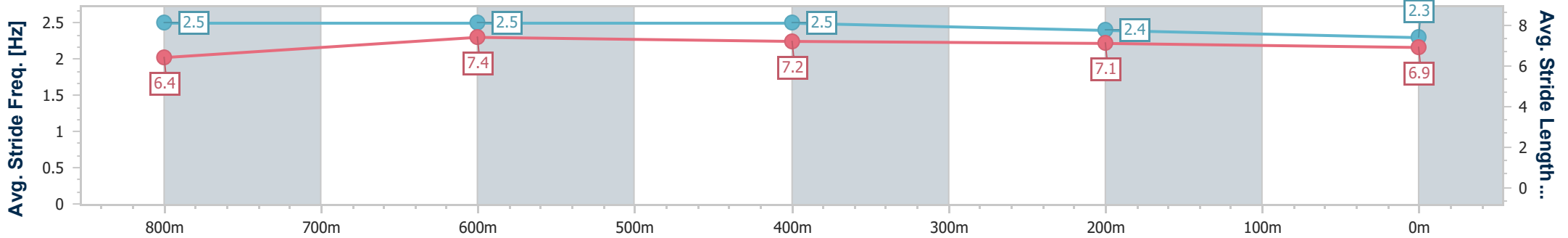
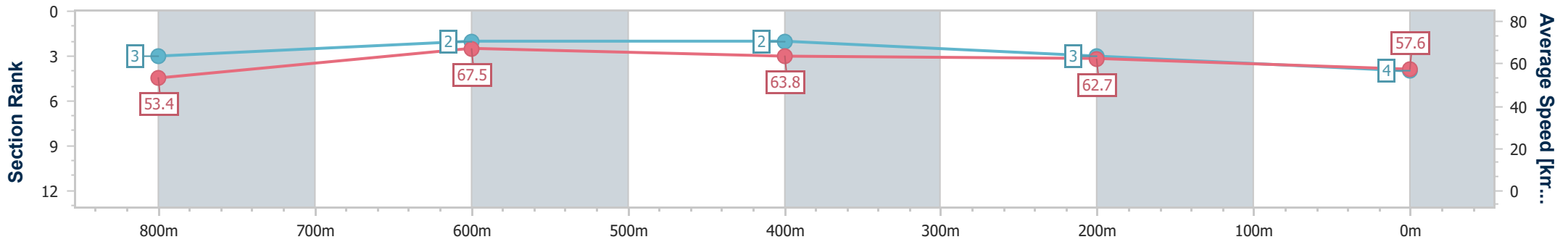
Sunshine Coast QLD Professional
Race 5: THE SURF CLUB MOOLOOLABA Fillies and Mares
Class 1 Plate - 1000m



09 July 2023 - 14:11

Track Rating: Soft 5, Weather: Fine, Rail Position: 2m

Section	Overall	800m	600m	400m	200m
Section Times	0:59.53 [4] (0:13.51)	0:46.02 [3] (0:10.71)	0:35.31 [2] (0:11.31)	0:24.00 [2] (0:11.47)	0:12.53 [3] (0:12.53)
Average Speed [km/h]	53.4	67.5	63.8	62.7	57.6
Top Speed [km/h]	70.0	70.3	65.1	63.3	62.0
Avg. Dist. to Rail [m]	6.9	1.9	0.3	3.2	3.7
Avg. Stride Freq. [Hz]	2.5	2.5	2.5	2.4	2.3
Avg. Stride Length [m]	6.4	7.4	7.2	7.1	6.9



- [] Ranking at each section and finish
- .-.- No data available at this section
- NA No data available



Horse/Jockey Name	Bochkareva
Final Rank	5
Fastest Section Time (Section)	0:10.52 (800m)
Top Speed [km/h] (Section)	70.6 (800m)
Race State	Finished



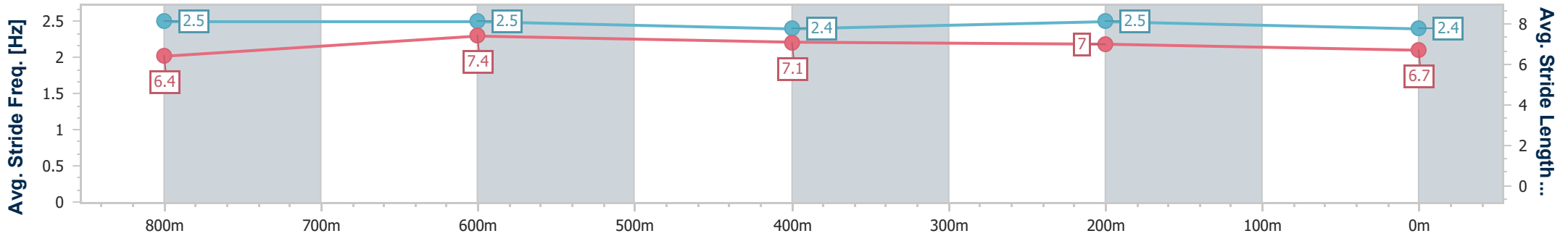
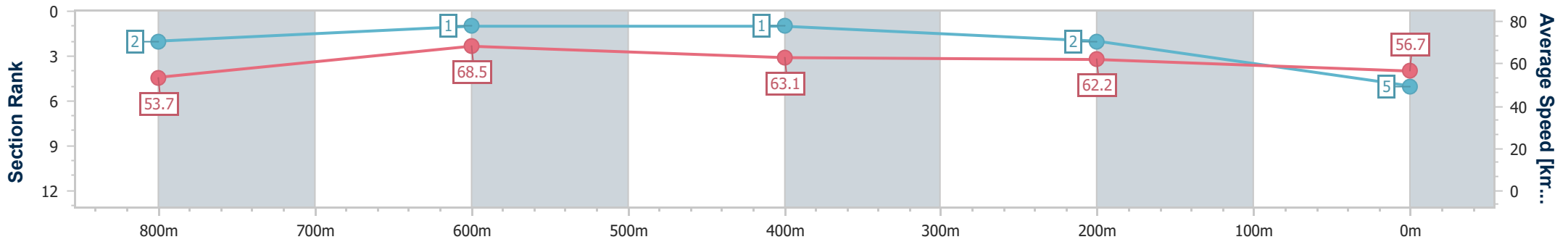
Sunshine Coast QLD Professional
 Race 5: THE SURF CLUB MOOLOOLABA Fillies and Mares
 Class 1 Plate - 1000m



09 July 2023 - 14:11

Track Rating: Soft 5, Weather: Fine, Rail Position: 2m

Section	Overall	800m	600m	400m	200m
Section Times	0:59.67 [5] (0:13.42)	0:46.25 [2] (0:10.52)	0:35.73 [1] (0:11.45)	0:24.28 [1] (0:11.57)	0:12.71 [2] (0:12.71)
Average Speed [km/h]	53.7	68.5	63.1	62.2	56.7
Top Speed [km/h]	70.4	70.6	64.0	63.2	60.1
Avg. Dist. to Rail [m]	4.5	1.3	0.6	3.4	2.0
Avg. Stride Freq. [Hz]	2.5	2.5	2.4	2.5	2.4
Avg. Stride Length [m]	6.4	7.4	7.1	7.0	6.7



- [] Ranking at each section and finish
- .-.- No data available at this section
- NA No data available



Horse/Jockey Name	Elesprit Miss
Final Rank	6
Fastest Section Time (Section)	0:10.67 (800m)
Top Speed [km/h] (Section)	69.4 (800m)
Race State	Finished



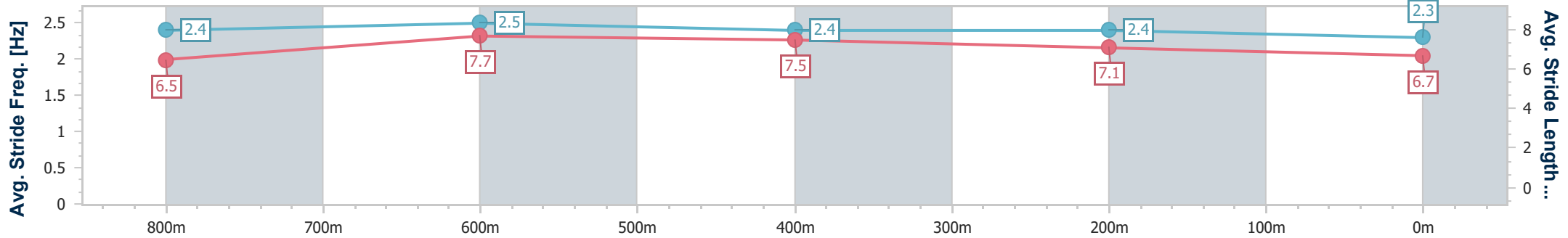
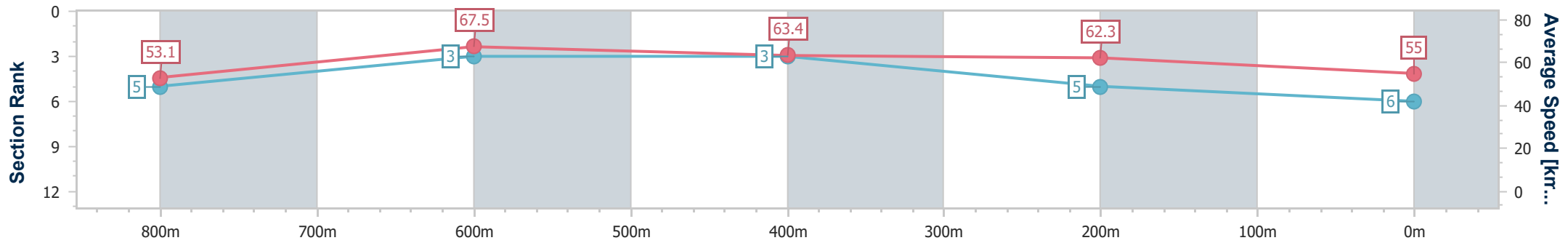
Sunshine Coast QLD Professional
 Race 5: THE SURF CLUB MOOLOOLABA Fillies and Mares
 Class 1 Plate - 1000m



09 July 2023 - 14:11

Track Rating: Soft 5, Weather: Fine, Rail Position: 2m

Section	Overall	800m	600m	400m	200m
Section Times	1:00.23 [6] (0:13.57)	0:46.66 [5] (0:10.67)	0:35.99 [3] (0:11.34)	0:24.65 [3] (0:11.58)	0:13.07 [5] (0:13.07)
Average Speed [km/h]	53.1	67.5	63.4	62.3	55.0
Top Speed [km/h]	69.3	69.4	65.1	64.0	60.0
Avg. Dist. to Rail [m]	2.9	0.9	0.4	1.9	1.9
Avg. Stride Freq. [Hz]	2.4	2.5	2.4	2.4	2.3
Avg. Stride Length [m]	6.5	7.7	7.5	7.1	6.7



- [] Ranking at each section and finish
- .-.- No data available at this section
- NA No data available



Horse/Jockey Name	Me As I Am
Final Rank	7
Fastest Section Time (Section)	0:10.96 (800m)
Top Speed [km/h] (Section)	68.2 (800m)
Race State	Finished



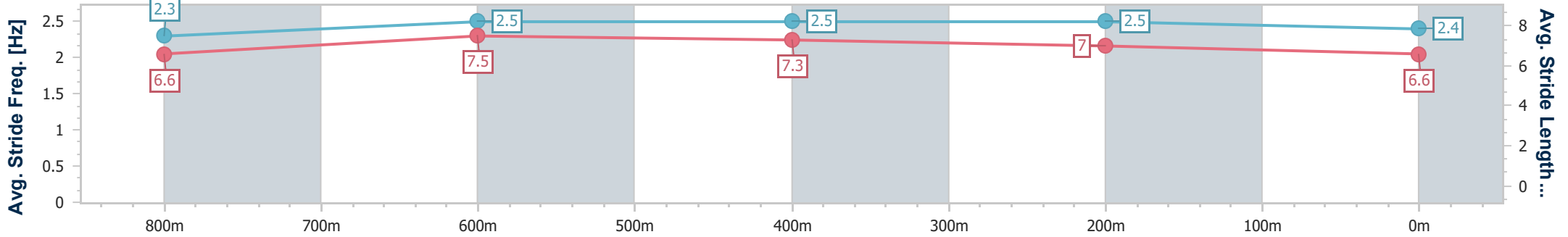
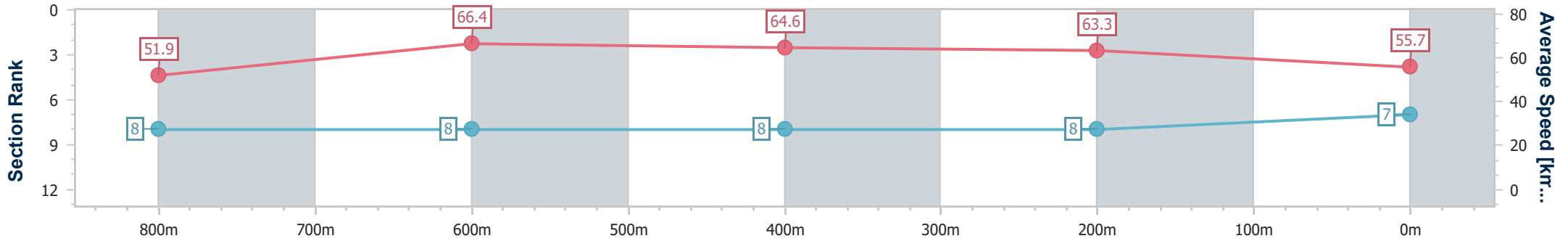
Sunshine Coast QLD Professional
 Race 5: THE SURF CLUB MOOLOOLABA Fillies and Mares
 Class 1 Plate - 1000m



09 July 2023 - 14:11

Track Rating: Soft 5, Weather: Fine, Rail Position: 2m

Section	Overall	800m	600m	400m	200m
Section Times	1:00.35 [7] (0:13.89)	0:46.46 [8] (0:10.96)	0:35.50 [8] (0:11.19)	0:24.31 [8] (0:11.39)	0:12.92 [8] (0:12.92)
Average Speed [km/h]	51.9	66.4	64.6	63.3	55.7
Top Speed [km/h]	67.3	68.2	65.4	64.6	61.5
Avg. Dist. to Rail [m]	5.3	2.8	1.0	3.0	5.3
Avg. Stride Freq. [Hz]	2.3	2.5	2.5	2.5	2.4
Avg. Stride Length [m]	6.6	7.5	7.3	7.0	6.6



- [] Ranking at each section and finish
- .-.- No data available at this section
- NA No data available



Horse/Jockey Name	Super Sprocket
Final Rank	8
Fastest Section Time (Section)	0:10.74 (800m)
Top Speed [km/h] (Section)	70.2 (800m)
Race State	Finished



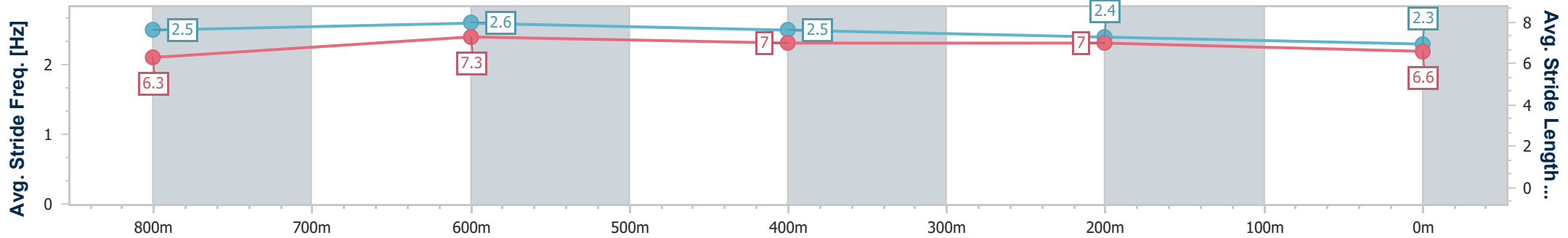
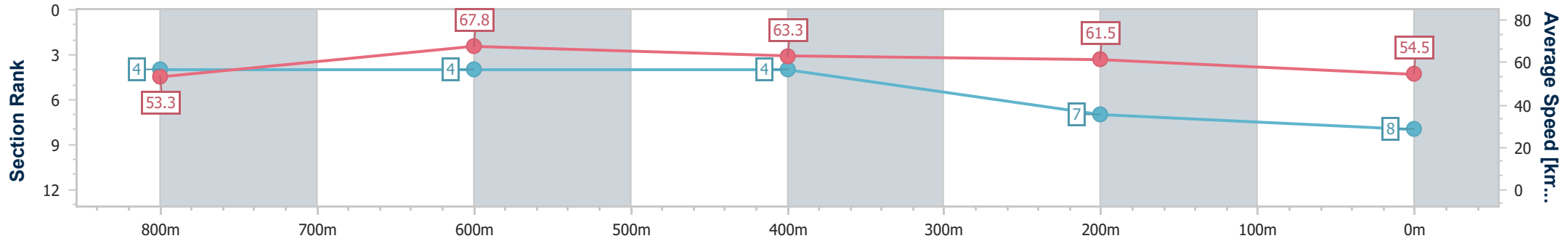
Sunshine Coast QLD Professional
 Race 5: THE SURF CLUB MOOLOOLABA Fillies and Mares
 Class 1 Plate - 1000m



09 July 2023 - 14:11

Track Rating: Soft 5, Weather: Fine, Rail Position: 2m

Section	Overall	800m	600m	400m	200m
Section Times	1:00.60 [8] (0:13.52)	0:47.08 [4] (0:10.74)	0:36.34 [4] (0:11.43)	0:24.91 [4] (0:11.72)	0:13.19 [7] (0:13.19)
Average Speed [km/h]	53.3	67.8	63.3	61.5	54.5
Top Speed [km/h]	69.9	70.2	64.8	63.3	58.8
Avg. Dist. to Rail [m]	10.6	3.8	0.8	3.7	5.3
Avg. Stride Freq. [Hz]	2.5	2.6	2.5	2.4	2.3
Avg. Stride Length [m]	6.3	7.3	7.0	7.0	6.6



- [] Ranking at each section and finish
- .-.- No data available at this section
- NA No data available