



# Doomben QLD Professional

## Race 4: XXXX DRY Fillies and Mares BENCHMARK 78 Handicap - 1200m

08 July 2023 - 13:29



BRISBANE  
RACING CLUB

Track Rating: Soft 5, Weather: Fine, Rail Position: +1m Entire Course

Section		Overall										Last 600m	
Field Times		1:09.95										0:35.21	
		(0:13.04)										(0:11.81)	
		1000m										200m	
		0:56.91										0:12.04	
		(0:10.44)										(0:12.04)	
		800m											
		0:46.47											
		(0:11.26)											
		600m											
		0:35.21											
		(0:11.81)											
		400m											
		0:23.40											
		(0:11.36)											
		200m											
		0:12.04											
		(0:12.04)											
		Last 600m											
		0:35.21											
		(0:11.81)											
Rank	TAB	Horse/Jockey	Barrier	Top Speed [km/h]	Fastest Section	Overall	1000m	800m	600m	400m	200m	Margin	Distance Travelled [m]
1	14	SKIDAMARINK Jaden Lloyd	4	70.6 1000m	0:10.42 1000m	1:09.95 [1] (0:13.15)	0:56.80 [3] (0:10.42)	0:46.38 [3] (0:11.36)	0:35.02 [3] (0:11.66)	0:23.36 [2] (0:11.32)	0:12.04 [1] (0:12.04)	1:09.95 0:35.02	
2	8	INASEC Ryan Maloney	1	70.6 1000m	0:10.55 1000m	1:09.96 [2] (0:13.31)	0:56.65 [6] (0:10.55)	0:46.10 [5] (0:11.32)	0:34.78 [6] (0:11.70)	0:23.08 [6] (0:11.31)	0:11.77 [5] (0:11.77)	0.08L 0:34.78	+1
3	6	AMITY GAL James Orman	11	69.5 1000m	0:10.36 1000m	1:10.30 [3] (0:13.14)	0:57.16 [2] (0:10.36)	0:46.80 [2] (0:11.24)	0:35.56 [1] (0:11.81)	0:23.75 [1] (0:11.39)	0:12.36 [2] (0:12.36)	2.05L 0:35.56	-2
4	3	CANADIAN DANCER Ben Thompson	9	69.2 1000m	0:10.62 1000m	1:10.54 [4] (0:13.30)	0:57.24 [5] (0:10.62)	0:46.62 [6] (0:11.19)	0:35.43 [5] (0:11.54)	0:23.89 [4] (0:11.42)	0:12.47 [3] (0:12.47)	3.49L 0:35.43	+5
5	10	TYPHOON TAAVI Samantha Collett	5	70.1 1000m	0:10.59 1000m	1:10.68 [5] (0:13.16)	0:57.52 [4] (0:10.59)	0:46.93 [4] (0:11.21)	0:35.72 [4] (0:11.69)	0:24.03 [3] (0:11.44)	0:12.59 [4] (0:12.59)	4.31L 0:35.72	+3
6	13	MYSTIC AROMA Larry Cassidy	8	69.8 1000m	0:10.34 1000m	1:10.72 [6] (0:13.90)	0:56.82 [9] (0:10.34)	0:46.48 [8] (0:11.04)	0:35.44 [7] (0:11.63)	0:23.81 [7] (0:11.44)	0:12.37 [7] (0:12.37)	4.56L 0:35.44	+10
7	2	STAR SPIRIT Michael Cahill	6	69.9 1000m	0:10.61 1000m	1:10.73 [7] (0:13.66)	0:57.07 [7] (0:10.61)	0:46.46 [9] (0:11.16)	0:35.30 [9] (0:11.56)	0:23.74 [9] (0:11.46)	0:12.28 [9] (0:12.28)	4.57L 0:35.30	+1
8	4	ZOUKINA Justin Huxtable	3	70.4 Overall	0:10.50 1000m	1:10.77 [8] (0:13.73)	0:57.04 [8] (0:10.50)	0:46.54 [7] (0:11.11)	0:35.43 [8] (0:11.61)	0:23.82 [8] (0:11.32)	0:12.50 [6] (0:12.50)	4.82L 0:35.43	-2
9	11	BEDFORD SQUARE Georgina Cartwright	10	68.0 1000m	0:10.33 1000m	1:10.78 [9] (0:14.10)	0:56.68 [10] (0:10.33)	0:46.35 [10] (0:11.08)	0:35.27 [10] (0:11.73)	0:23.54 [10] (0:11.40)	0:12.14 [10] (0:12.14)	4.87L 0:35.27	+3
10	1	SELF INDULGENT Cejay Graham	13	70.6 1000m	0:10.44 1000m	1:10.91 [10] (0:13.04)	0:57.87 [1] (0:10.44)	0:47.43 [1] (0:11.34)	0:36.09 [2] (0:11.85)	0:24.24 [5] (0:11.71)	0:12.53 [8] (0:12.53)	5.65L 0:36.09	+3

Scratched: Miss Barty (#5), Jubai Pride (#12), Xtra Gear (#9), Coco Rox (#7)



Horse/Jockey Name	Skidamarink
Final Rank	1
Fastest Section Time (Section)	0:10.42 (1000m)
Top Speed [km/h] (Section)	70.6 (1000m)
Race State	Finished

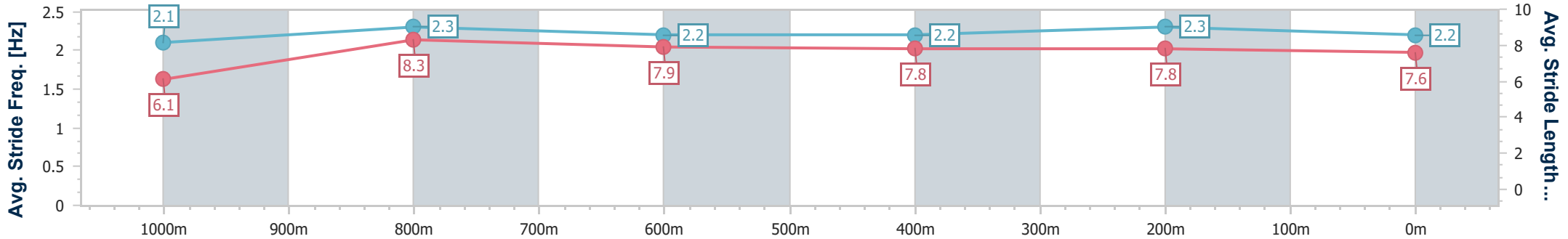
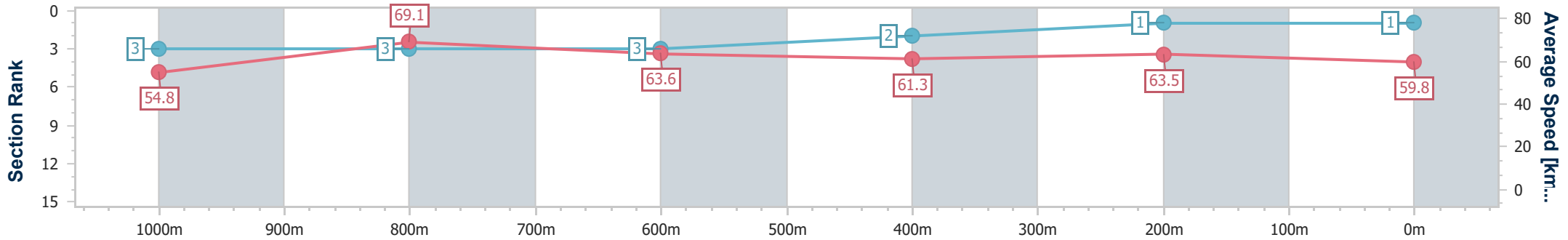


**Doomben QLD Professional**  
**Race 4: XXXX DRY Fillies and Mares BENCHMARK 78**  
**Handicap - 1200m**  
**08 July 2023 - 13:29**  
**Track Rating: Soft 5, Weather: Fine, Rail Position: +1m Entire Course**



**BRISBANE**  
**RACING CLUB**

Section	Overall	1000m	800m	600m	400m	200m								
Section Times	1:09.95 [1] (0:13.15)	0:56.80 [3] (0:10.42)	0:46.38 [3] (0:11.36)	0:35.02 [3] (0:11.66)	0:23.36 [2] (0:11.32)	0:12.04 [1] (0:12.04)								
Average Speed [km/h]	54.8	69.1	63.6	61.3	63.5	59.8								
Top Speed [km/h]	69.8	70.6	65.9	62.4	64.4	63.0								
Avg. Dist. to Rail [m]	3.4	0.4	0.4	1.0	0.5	0.7								
Avg. Stride Freq. [Hz]	2.1	2.3	2.2	2.2	2.3	2.2								
Avg. Stride Length [m]	6.1	8.3	7.9	7.8	7.8	7.6								



- [ ] Ranking at each section and finish
- .-.- No data available at this section
- NA No data available



Horse/Jockey Name	Inasec
Final Rank	2
Fastest Section Time (Section)	0:10.55 (1000m)
Top Speed [km/h] (Section)	70.6 (1000m)
Race State	Finished

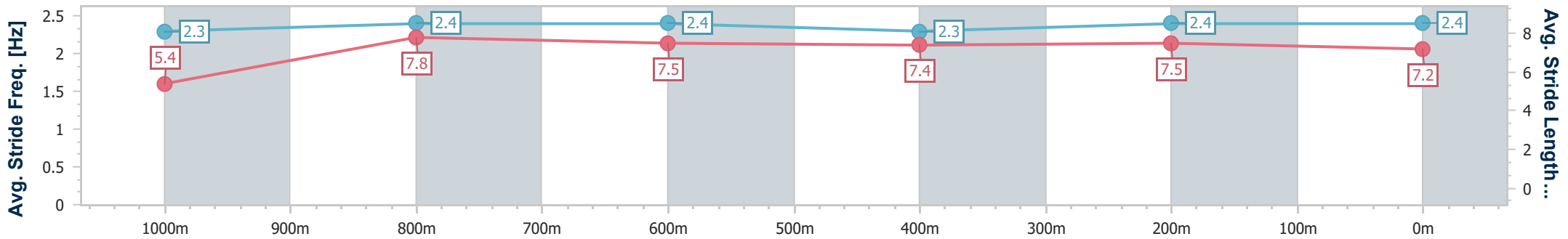
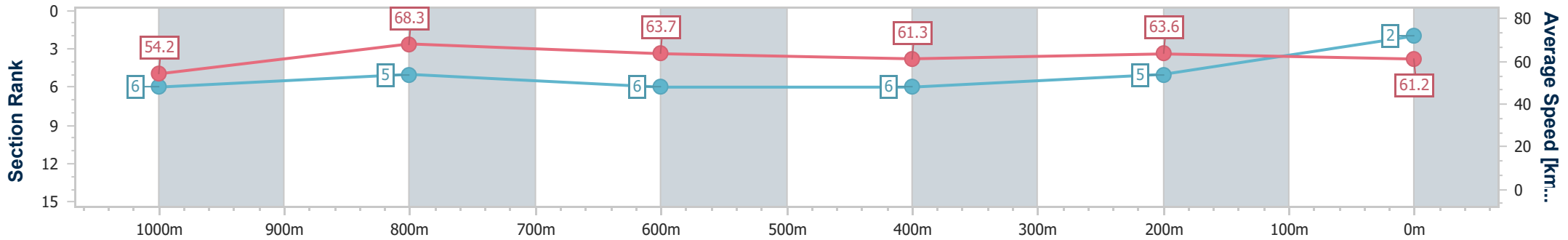


**Doomben QLD Professional**  
**Race 4: XXXX DRY Fillies and Mares BENCHMARK 78**  
**Handicap - 1200m**  
**08 July 2023 - 13:29**  
**Track Rating: Soft 5, Weather: Fine, Rail Position: +1m Entire**  
**Course**



**BRISBANE**  
**RACING CLUB**

Section	Overall	1000m	800m	600m	400m	200m
Section Times	1:09.96 [2] (0:13.31)	0:56.65 [6] (0:10.55)	0:46.10 [5] (0:11.32)	0:34.78 [6] (0:11.70)	0:23.08 [6] (0:11.31)	0:11.77 [5] (0:11.77)
Average Speed [km/h]	54.2	68.3	63.7	61.3	63.6	61.2
Top Speed [km/h]	70.0	70.6	65.8	63.6	64.5	64.2
Avg. Dist. to Rail [m]	1.8	0.2	0.4	0.4	0.7	2.6
Avg. Stride Freq. [Hz]	2.3	2.4	2.4	2.3	2.4	2.4
Avg. Stride Length [m]	5.4	7.8	7.5	7.4	7.5	7.2



- [ ] Ranking at each section and finish
- .-.- No data available at this section
- NA No data available



Horse/Jockey Name	Amity Gal
Final Rank	3
Fastest Section Time (Section)	0:10.36 (1000m)
Top Speed [km/h] (Section)	69.5 (1000m)
Race State	Finished

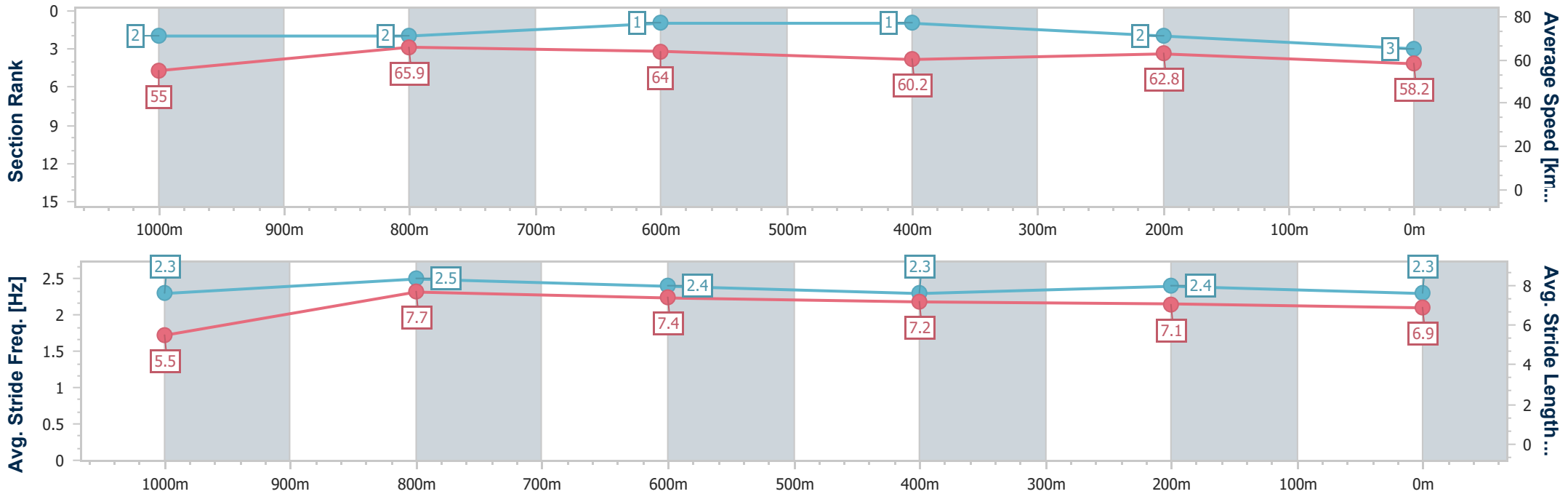


**Doomben QLD Professional**  
**Race 4: XXXX DRY Fillies and Mares BENCHMARK 78**  
**Handicap - 1200m**  
**08 July 2023 - 13:29**  
**Track Rating: Soft 5, Weather: Fine, Rail Position: +1m Entire**  
**Course**



**BRISBANE**  
**RACING CLUB**

Section	Overall	1000m	800m	600m	400m	200m
Section Times	1:10.30 [3] (0:13.14)	0:57.16 [2] (0:10.36)	0:46.80 [2] (0:11.24)	0:35.56 [1] (0:11.81)	0:23.75 [1] (0:11.39)	0:12.36 [2] (0:12.36)
Average Speed [km/h]	55.0	65.9	64.0	60.2	62.8	58.2
Top Speed [km/h]	64.8	69.5	67.7	61.4	64.7	62.4
Avg. Dist. to Rail [m]	7.7	2.2	0.8	1.9	3.0	1.2
Avg. Stride Freq. [Hz]	2.3	2.5	2.4	2.3	2.4	2.3
Avg. Stride Length [m]	5.5	7.7	7.4	7.2	7.1	6.9



- [ ] Ranking at each section and finish
- .-.-.- No data available at this section
- NA No data available



Horse/Jockey Name	Canadian Dancer
Final Rank	4
Fastest Section Time (Section)	0:10.62 (1000m)
Top Speed [km/h] (Section)	69.2 (1000m)
Race State	Finished

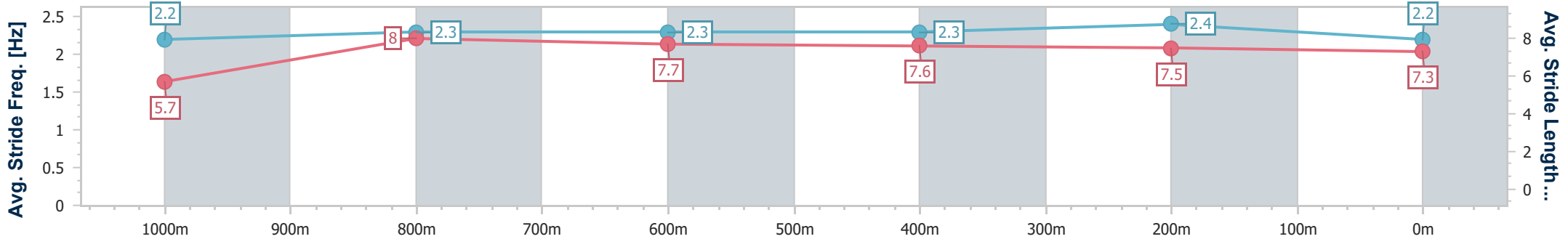
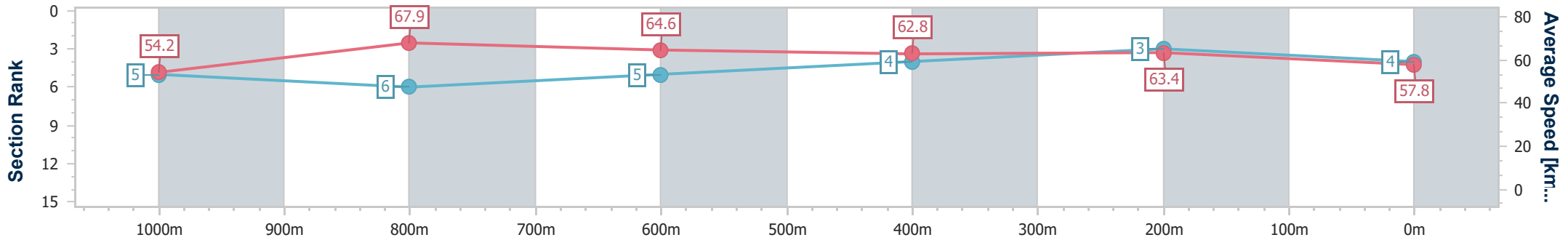


**Doomben QLD Professional**  
**Race 4: XXXX DRY Fillies and Mares BENCHMARK 78**  
**Handicap - 1200m**  
**08 July 2023 - 13:29**  
**Track Rating: Soft 5, Weather: Fine, Rail Position: +1m Entire Course**



**BRISBANE**  
**RACING CLUB**

Section	Overall	1000m	800m	600m	400m	200m
Section Times	1:10.54 [4] (0:13.30)	0:57.24 [5] (0:10.62)	0:46.62 [6] (0:11.19)	0:35.43 [5] (0:11.54)	0:23.89 [4] (0:11.42)	0:12.47 [3] (0:12.47)
Average Speed [km/h]	54.2	67.9	64.6	62.8	63.4	57.8
Top Speed [km/h]	68.5	69.2	66.0	63.9	64.9	61.9
Avg. Dist. to Rail [m]	6.0	1.5	0.8	1.1	3.5	5.0
Avg. Stride Freq. [Hz]	2.2	2.3	2.3	2.3	2.4	2.2
Avg. Stride Length [m]	5.7	8.0	7.7	7.6	7.5	7.3



- [ ] Ranking at each section and finish
- .-.- No data available at this section
- NA No data available



Horse/Jockey Name	Typhoon Taavi
Final Rank	5
Fastest Section Time (Section)	0:10.59 (1000m)
Top Speed [km/h] (Section)	70.1 (1000m)
Race State	Finished

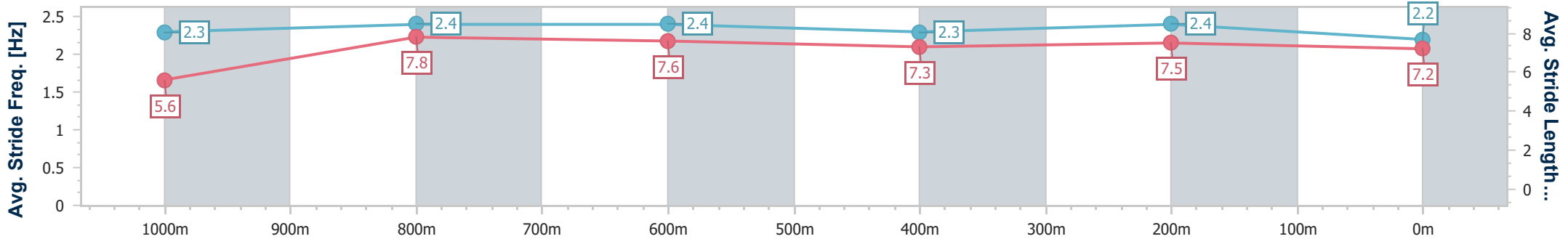
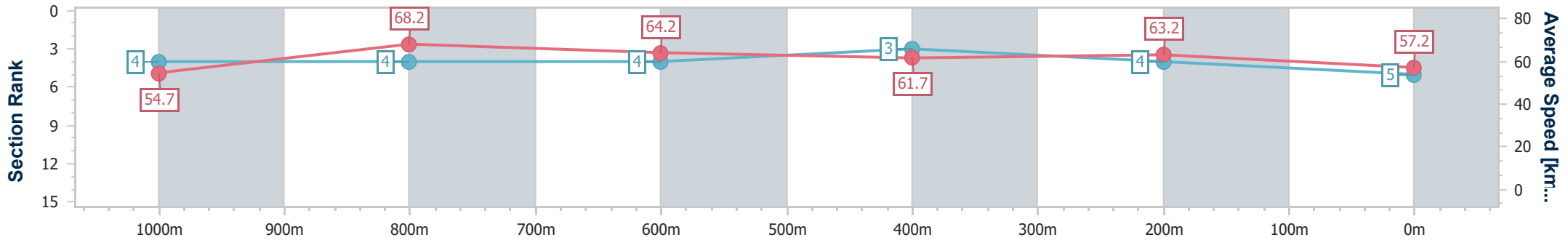


**Doomben QLD Professional**  
**Race 4: XXXX DRY Fillies and Mares BENCHMARK 78**  
**Handicap - 1200m**  
**08 July 2023 - 13:29**  
**Track Rating: Soft 5, Weather: Fine, Rail Position: +1m Entire**  
**Course**



**BRISBANE**  
**RACING CLUB**

Section	Overall	1000m	800m	600m	400m	200m
Section Times	1:10.68 [5] (0:13.16)	0:57.52 [4] (0:10.59)	0:46.93 [4] (0:11.21)	0:35.72 [4] (0:11.69)	0:24.03 [3] (0:11.44)	0:12.59 [4] (0:12.59)
Average Speed [km/h]	54.7	68.2	64.2	61.7	63.2	57.2
Top Speed [km/h]	69.8	70.1	67.1	63.2	64.3	60.7
Avg. Dist. to Rail [m]	4.0	1.5	0.3	0.4	1.4	2.7
Avg. Stride Freq. [Hz]	2.3	2.4	2.4	2.3	2.4	2.2
Avg. Stride Length [m]	5.6	7.8	7.6	7.3	7.5	7.2



- [ ] Ranking at each section and finish
- .-.- No data available at this section
- NA No data available



Horse/Jockey Name	Mystic Aroma
Final Rank	6
Fastest Section Time (Section)	0:10.34 (1000m)
Top Speed [km/h] (Section)	69.8 (1000m)
Race State	Finished

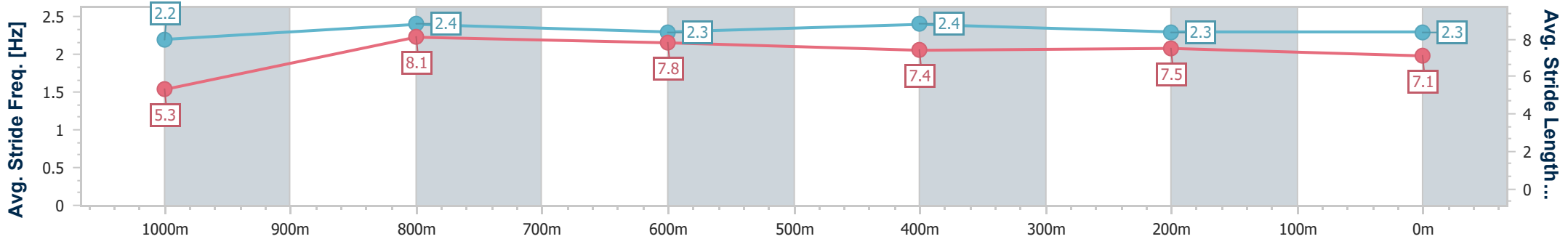
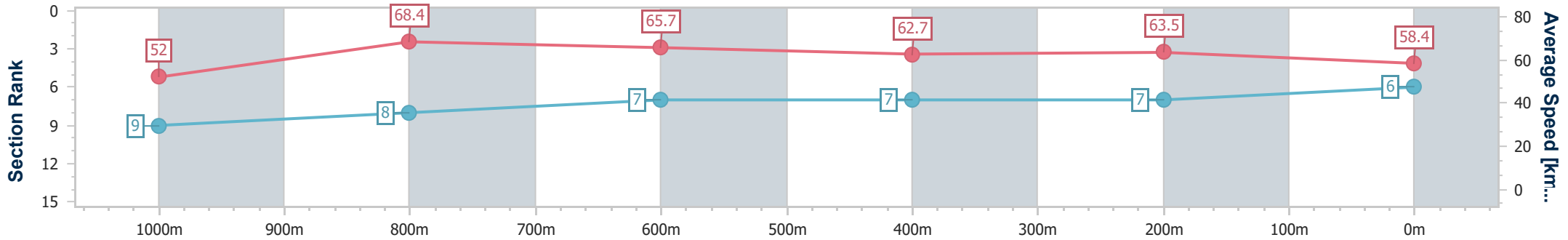


**Doomben QLD Professional**  
**Race 4: XXXX DRY Fillies and Mares BENCHMARK 78**  
**Handicap - 1200m**  
 08 July 2023 - 13:29  
 Track Rating: Soft 5, Weather: Fine, Rail Position: +1m Entire Course



BRISBANE  
RACING CLUB

Section	Overall	1000m	800m	600m	400m	200m
Section Times	1:10.72 [6] (0:13.90)	0:56.82 [9] (0:10.34)	0:46.48 [8] (0:11.04)	0:35.44 [7] (0:11.63)	0:23.81 [7] (0:11.44)	0:12.37 [7] (0:12.37)
Average Speed [km/h]	52.0	68.4	65.7	62.7	63.5	58.4
Top Speed [km/h]	69.5	69.8	67.2	64.1	64.6	61.0
Avg. Dist. to Rail [m]	8.0	3.9	1.8	2.3	4.2	5.1
Avg. Stride Freq. [Hz]	2.2	2.4	2.3	2.4	2.3	2.3
Avg. Stride Length [m]	5.3	8.1	7.8	7.4	7.5	7.1



- [ ] Ranking at each section and finish
- .-.- No data available at this section
- NA No data available



Horse/Jockey Name	Star Spirit
Final Rank	7
Fastest Section Time (Section)	0:10.61 (1000m)
Top Speed [km/h] (Section)	69.9 (1000m)
Race State	Finished

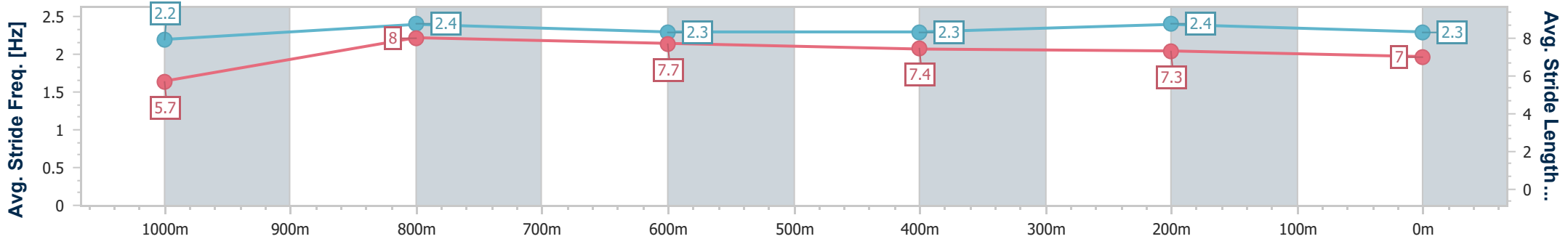
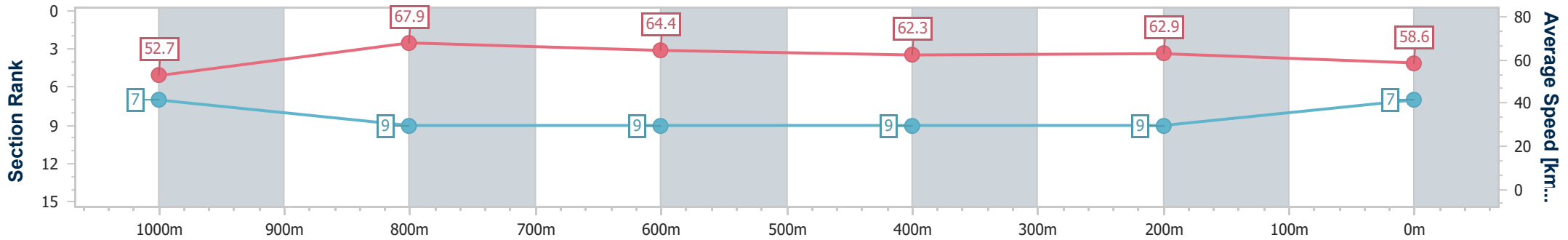


**Doomben QLD Professional**  
**Race 4: XXXX DRY Fillies and Mares BENCHMARK 78**  
**Handicap - 1200m**  
**08 July 2023 - 13:29**  
**Track Rating: Soft 5, Weather: Fine, Rail Position: +1m Entire Course**



**BRISBANE**  
**RACING CLUB**

Section	Overall	1000m	800m	600m	400m	200m
Section Times	1:10.73 [7] (0:13.66)	0:57.07 [7] (0:10.61)	0:46.46 [9] (0:11.16)	0:35.30 [9] (0:11.56)	0:23.74 [9] (0:11.46)	0:12.28 [9] (0:12.28)
Average Speed [km/h]	52.7	67.9	64.4	62.3	62.9	58.6
Top Speed [km/h]	69.5	69.9	66.0	63.4	64.0	61.0
Avg. Dist. to Rail [m]	3.3	0.5	0.3	0.2	2.2	5.0
Avg. Stride Freq. [Hz]	2.2	2.4	2.3	2.3	2.4	2.3
Avg. Stride Length [m]	5.7	8.0	7.7	7.4	7.3	7.0



- [ ] Ranking at each section and finish
- .-.- No data available at this section
- NA No data available





Horse/Jockey Name	Zoukina
Final Rank	8
Fastest Section Time (Section)	0:10.50 (1000m)
Top Speed [km/h] (Section)	70.4 (Overall)
Race State	Finished

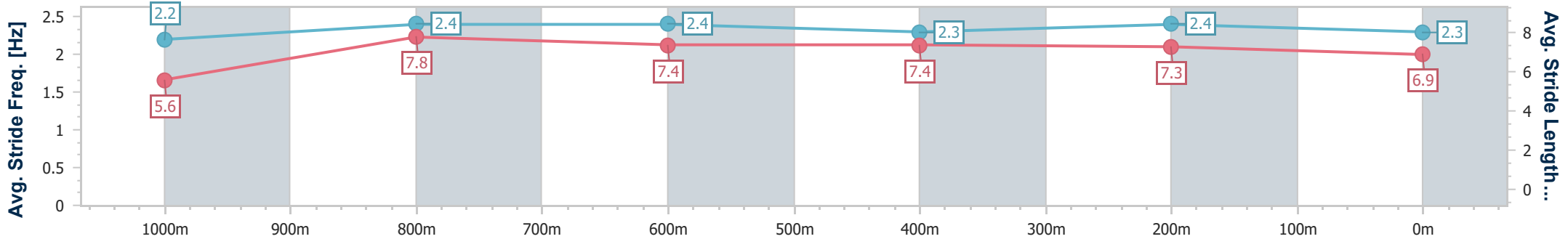
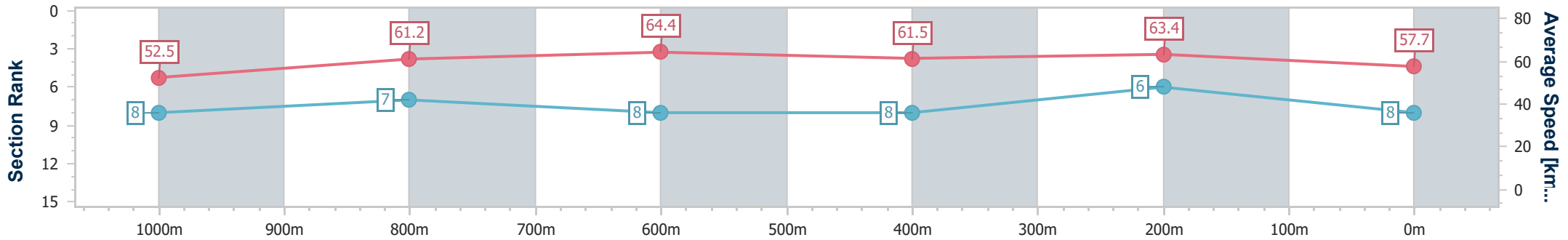


**Doomben QLD Professional**  
**Race 4: XXXX DRY Fillies and Mares BENCHMARK 78**  
**Handicap - 1200m**  
 08 July 2023 - 13:29  
 Track Rating: Soft 5, Weather: Fine, Rail Position: +1m Entire Course



BRISBANE  
RACING CLUB

Section	Overall	1000m	800m	600m	400m	200m
Section Times	1:10.77 [8] (0:13.73)	0:57.04 [8] (0:10.50)	0:46.54 [7] (0:11.11)	0:35.43 [8] (0:11.61)	0:23.82 [8] (0:11.32)	0:12.50 [6] (0:12.50)
Average Speed [km/h]	52.5	61.2	64.4	61.5	63.4	57.7
Top Speed [km/h]	70.4	67.3	66.4	63.0	65.5	61.0
Avg. Dist. to Rail [m]	1.8	0.3	1.4	1.5	0.7	0.4
Avg. Stride Freq. [Hz]	2.2	2.4	2.4	2.3	2.4	2.3
Avg. Stride Length [m]	5.6	7.8	7.4	7.4	7.3	6.9



- [ ] Ranking at each section and finish
- .-.- No data available at this section
- NA No data available



Horse/Jockey Name	Bedford Square
Final Rank	9
Fastest Section Time (Section)	0:10.33 (1000m)
Top Speed [km/h] (Section)	68.0 (1000m)
Race State	Finished

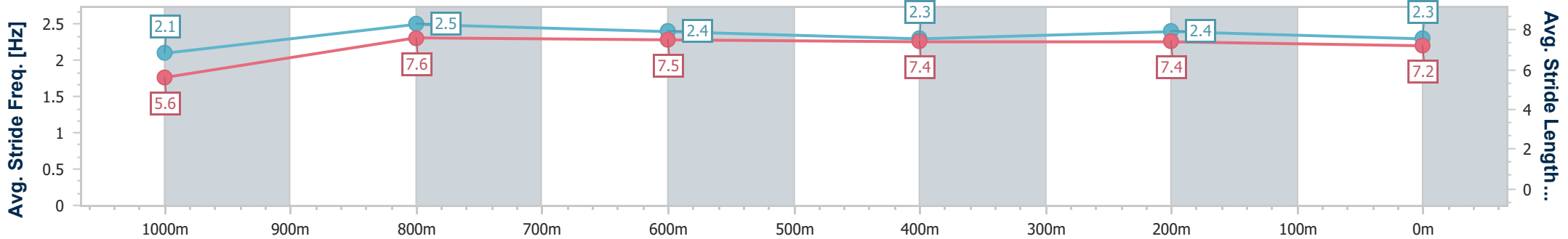
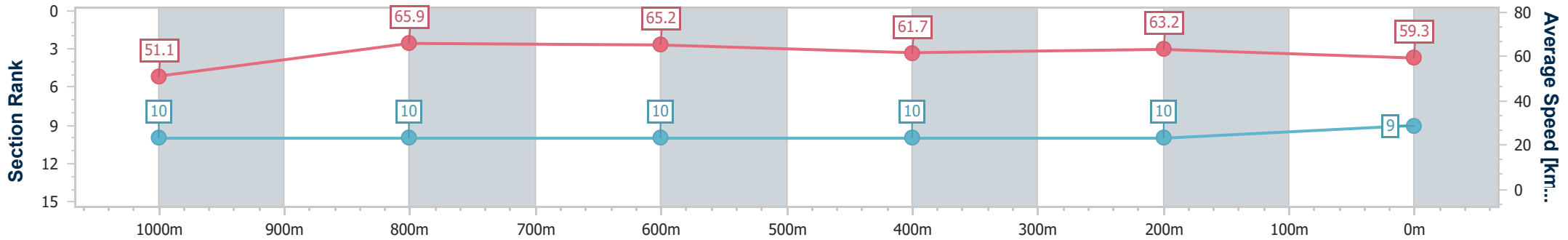


**Doomben QLD Professional**  
**Race 4: XXXX DRY Fillies and Mares BENCHMARK 78**  
**Handicap - 1200m**  
**08 July 2023 - 13:29**  
**Track Rating: Soft 5, Weather: Fine, Rail Position: +1m Entire Course**



**BRISBANE**  
**RACING CLUB**

Section	Overall	1000m	800m	600m	400m	200m								
Section Times	1:10.78 [9] (0:14.10)	0:56.68 [10] (0:10.33)	0:46.35 [10] (0:11.08)	0:35.27 [10] (0:11.73)	0:23.54 [10] (0:11.40)	0:12.14 [10] (0:12.14)								
Average Speed [km/h]	51.1	65.9	65.2	61.7	63.2	59.3								
Top Speed [km/h]	65.9	68.0	66.6	63.4	64.5	62.5								
Avg. Dist. to Rail [m]	4.5	1.0	0.7	1.0	0.5	0.5								
Avg. Stride Freq. [Hz]	2.1	2.5	2.4	2.3	2.4	2.3								
Avg. Stride Length [m]	5.6	7.6	7.5	7.4	7.4	7.2								



- [ ] Ranking at each section and finish
- .-.- No data available at this section
- NA No data available



Horse/Jockey Name	Self Indulgent
Final Rank	10
Fastest Section Time (Section)	0:10.44 (1000m)
Top Speed [km/h] (Section)	70.6 (1000m)
Race State	Finished

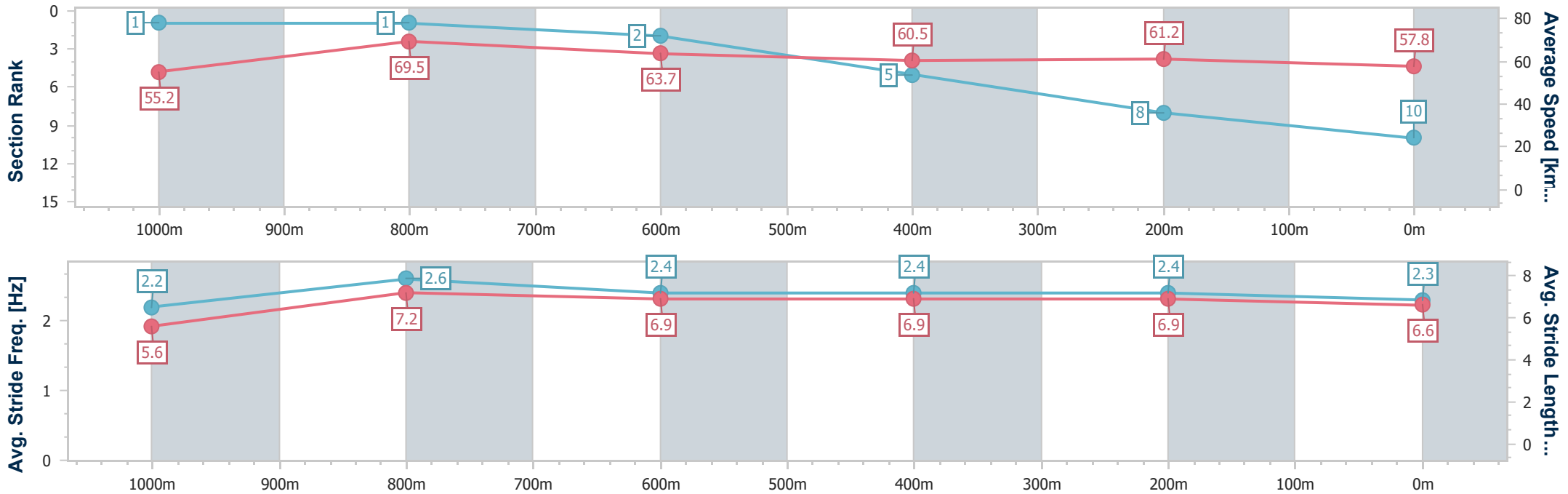


**Doomben QLD Professional**  
**Race 4: XXXX DRY Fillies and Mares BENCHMARK 78**  
**Handicap - 1200m**  
 08 July 2023 - 13:29  
 Track Rating: Soft 5, Weather: Fine, Rail Position: +1m Entire Course



BRISBANE  
RACING CLUB

Section	Overall	1000m	800m	600m	400m	200m								
Section Times	1:10.91 [10] (0:13.04)	0:57.87 [1] (0:10.44)	0:47.43 [1] (0:11.34)	0:36.09 [2] (0:11.85)	0:24.24 [5] (0:11.71)	0:12.53 [8]								
Average Speed [km/h]	55.2	69.5	63.7	60.5	61.2	57.8								
Top Speed [km/h]	69.1	70.6	67.5	61.7	62.3	60.2								
Avg. Dist. to Rail [m]	9.4	4.0	0.9	1.0	0.9	1.8								
Avg. Stride Freq. [Hz]	2.2	2.6	2.4	2.4	2.4	2.3								
Avg. Stride Length [m]	5.6	7.2	6.9	6.9	6.9	6.6								



- [ ] Ranking at each section and finish
- .-.- No data available at this section
- NA No data available