



Doomben QLD Professional

Race 1: BRC MEMBERSHIP ON SALE NOW QTIS Two-Year-Old Handicap - 1350m

08 July 2023 - 11:44



BRISBANE
RACING CLUB

Track Rating: Soft 6, Weather: Fine, Rail Position: +1m Entire Course

Section		Overall	1200m	1000m	800m	600m	400m	Last 600m				
Field Times		1:20.31 (0:10.96)	1:09.35 (0:10.81)	0:58.54 (0:11.51)	0:47.03 (0:12.57)	0:34.46 (0:11.74)	0:22.72 (0:10.99)	0:34.46				
Rank	TAB Horse/Jockey	Barrier	Top Speed [km/h]	Fastest Section	Distance Travelled [m]							
1	2 POWER OF THE BRAVE Andrew Mallyon	5	68.4 1200m	0:10.81 1200m	1:20.31 [1] (0:10.96)	1:09.35 [1] (0:10.81)	0:58.54 [1] (0:11.65)	0:46.89 [2] (0:12.43)	0:34.46 [2] (0:11.74)	0:22.72 [1] (0:10.99)	0:34.46	
2	1 TRANSATLANTIC James Orman	3	68.4 400m	0:10.86 400m	1:20.34 [2] (0:11.07)	1:09.27 [4] (0:10.91)	0:58.36 [4] (0:11.59)	0:46.77 [4] (0:12.49)	0:34.28 [3] (0:11.68)	0:22.60 [3] (0:10.86)	0:34.28	+4
3	4 MASTERPLAN Justin Huxtable	2	68.5 1200m	0:10.74 1200m	1:20.87 [3] (0:11.03)	1:09.84 [3] (0:10.74)	0:59.10 [2] (0:11.51)	0:47.59 [1] (0:12.57)	0:35.02 [1] (0:11.84)	0:23.18 [2] (0:11.06)	0:35.02	-1
4	6 SHOWDRA Samantha Collett	4	68.3 1200m	0:10.92 1200m	1:20.94 [4] (0:11.30)	1:09.64 [6] (0:10.92)	0:58.72 [6] (0:11.68)	0:47.04 [6] (0:12.48)	0:34.56 [6] (0:11.44)	0:23.12 [4] (0:11.37)	0:34.56	-1
5	7 JACK'S BOOM Michael Cahill	6	68.3 1200m	0:10.91 1200m	1:22.02 [5] (0:10.96)	1:11.06 [2] (0:10.91)	1:00.15 [3] (0:11.63)	0:48.52 [3] (0:12.58)	0:35.94 [4] (0:11.76)	0:24.18 [5] (0:11.55)	0:35.94	+7
6	5 RIDE FOR LUCK Ben Thompson	7	67.7 1200m	0:10.98 1200m	1:22.23 [6] (0:11.17)	1:11.06 [5] (0:10.98)	1:00.08 [5] (0:11.70)	0:48.38 [5] (0:12.45)	0:35.93 [5] (0:11.73)	0:24.20 [6] (0:11.52)	0:35.93	+7

Scratched: Tiger Town (#3), Give Him Wings (#8)



Doomben QLD Professional
Race 1: BRC MEMBERSHIP ON SALE NOW QTIS Two-Year-Old Handicap
- 1350m
08 July 2023 - 11:44



Track Rating: Soft 6, Weather: Fine, Rail Position: +1m Entire Course

Section							200m			Last 600m
Field Times							0:11.73			0:34.46
							(0:11.73)			
Rank	TAB	Horse/Jockey	Barrier	Top Speed [km/h]	Fastest Section	Margin			Distance Travelled [m]	
1	2	POWER OF THE BRAVE	5	68.4	0:10.81	0:11.73 [1]	1:20.31		0:34.46	
		Andrew Mallyon		1200m	1200m	(0:11.73)				
2	1	TRANSATLANTIC	3	68.4	0:10.86	0:11.74 [2]	0.13L		0:34.28 +4	
		James Orman		400m	400m	(0:11.74)				
3	4	MASTERPLAN	2	68.5	0:10.74	0:12.12 [3]	3.24L		0:35.02 -1	
		Justin Huxtable		1200m	1200m	(0:12.12)				
4	6	SHOWDRA	4	68.3	0:10.92	0:11.75 [4]	3.71L		0:34.56 -1	
		Samantha Collett		1200m	1200m	(0:11.75)				
5	7	JACK'S BOOM	6	68.3	0:10.91	0:12.63 [5]	10.02L		0:35.94 +7	
		Michael Cahill		1200m	1200m	(0:12.63)				
6	5	RIDE FOR LUCK	7	67.7	0:10.98	0:12.68 [6]	11.29L		0:35.93 +7	
		Ben Thompson		1200m	1200m	(0:12.68)				

Scratched: Tiger Town (#3), Give Him Wings (#8)



Horse/Jockey Name	Power Of The Brave
Final Rank	1
Fastest Section Time (Section)	0:10.81 (1200m)
Top Speed [km/h] (Section)	68.4 (1200m)
Race State	Finished

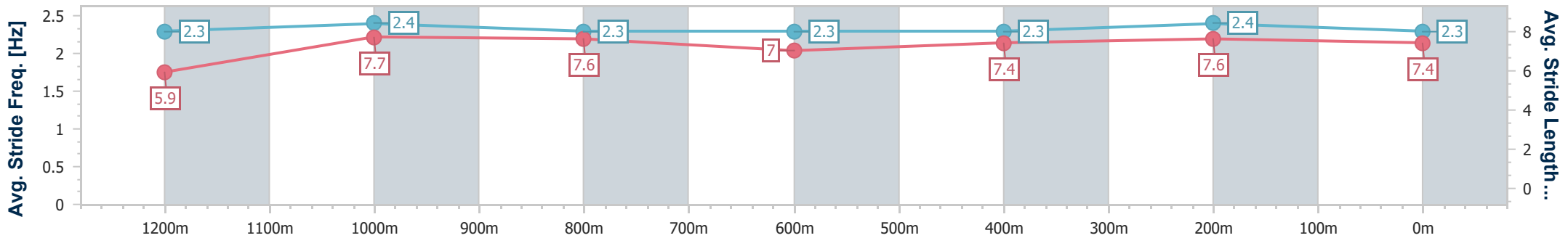
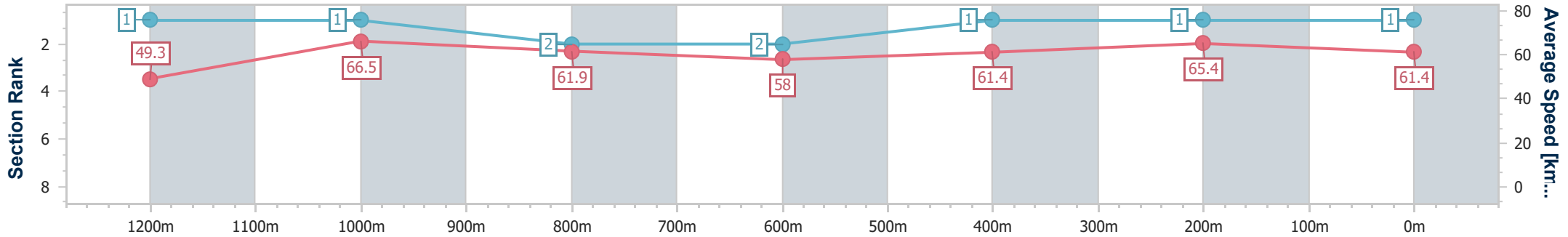


Doomben QLD Professional
Race 1: BRC MEMBERSHIP ON SALE NOW QTIS Two-Year-Old Handicap - 1350m
 08 July 2023 - 11:44
 Track Rating: Soft 6, Weather: Fine, Rail Position: +1m Entire Course



BRISBANE
RACING CLUB

Section	Overall	1200m	1000m	800m	600m	400m	200m
Section Times	1:20.31 [1] (0:10.96)	1:09.35 [1] (0:10.81)	0:58.54 [1] (0:11.65)	0:46.89 [2] (0:12.43)	0:34.46 [2] (0:11.74)	0:22.72 [1] (0:10.99)	0:11.73 [1] (0:11.73)
Average Speed [km/h]	49.3	66.5	61.9	58.0	61.4	65.4	61.4
Top Speed [km/h]	66.6	68.4	64.5	59.1	63.2	66.7	65.3
Avg. Dist. to Rail [m]	4.9	1.6	0.7	0.4	0.3	0.5	0.5
Avg. Stride Freq. [Hz]	2.3	2.4	2.3	2.3	2.3	2.4	2.3
Avg. Stride Length [m]	5.9	7.7	7.6	7.0	7.4	7.6	7.4



- [] Ranking at each section and finish
- .-.- No data available at this section
- NA No data available



Horse/Jockey Name	Transatlantic
Final Rank	2
Fastest Section Time (Section)	0:10.86 (400m)
Top Speed [km/h] (Section)	68.4 (400m)
Race State	Finished

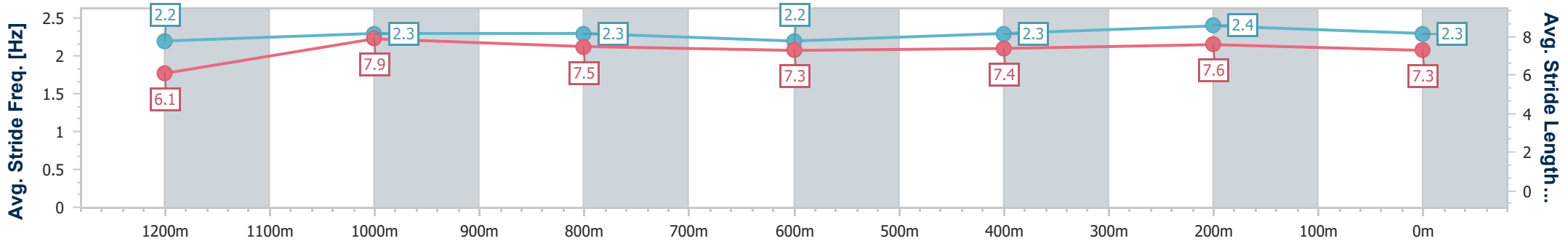
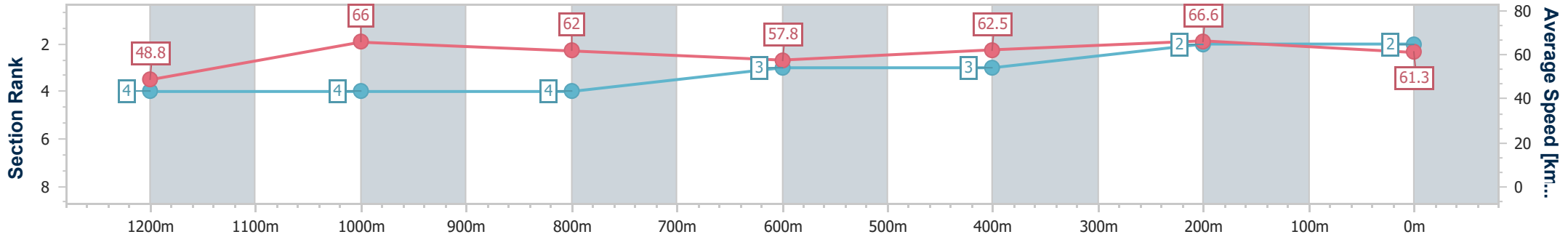


Doomben QLD Professional
Race 1: BRC MEMBERSHIP ON SALE NOW QTIS Two-Year-Old Handicap - 1350m
 08 July 2023 - 11:44
 Track Rating: Soft 6, Weather: Fine, Rail Position: +1m Entire Course



BRISBANE
RACING CLUB

Section	Overall	1200m	1000m	800m	600m	400m	200m
Section Times	1:20.34 [2] (0:11.07)	1:09.27 [4] (0:10.91)	0:58.36 [4] (0:11.59)	0:46.77 [4] (0:12.49)	0:34.28 [3] (0:11.68)	0:22.60 [3] (0:10.86)	0:11.74 [2] (0:11.74)
Average Speed [km/h]	48.8	66.0	62.0	57.8	62.5	66.6	61.3
Top Speed [km/h]	65.3	68.1	64.6	60.0	64.2	68.4	64.5
Avg. Dist. to Rail [m]	3.3	1.3	0.2	0.7	2.3	2.5	0.7
Avg. Stride Freq. [Hz]	2.2	2.3	2.3	2.2	2.3	2.4	2.3
Avg. Stride Length [m]	6.1	7.9	7.5	7.3	7.4	7.6	7.3



- [] Ranking at each section and finish
- .-.- No data available at this section
- NA No data available



Horse/Jockey Name	Masterplan
Final Rank	3
Fastest Section Time (Section)	0:10.74 (1200m)
Top Speed [km/h] (Section)	68.5 (1200m)
Race State	Finished

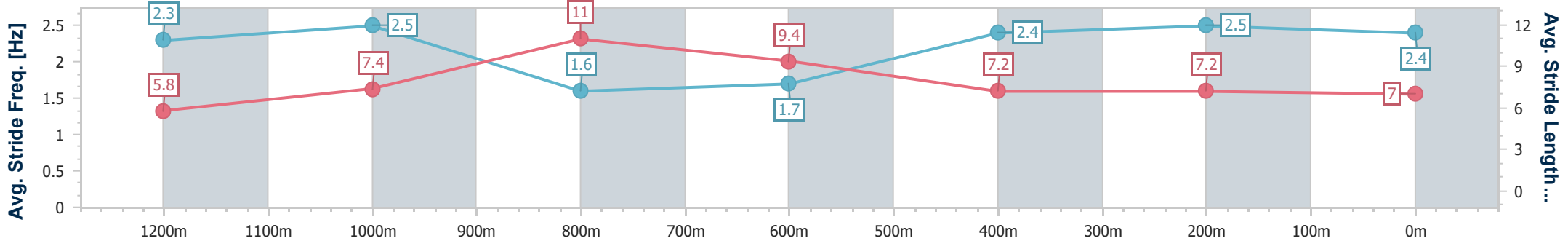
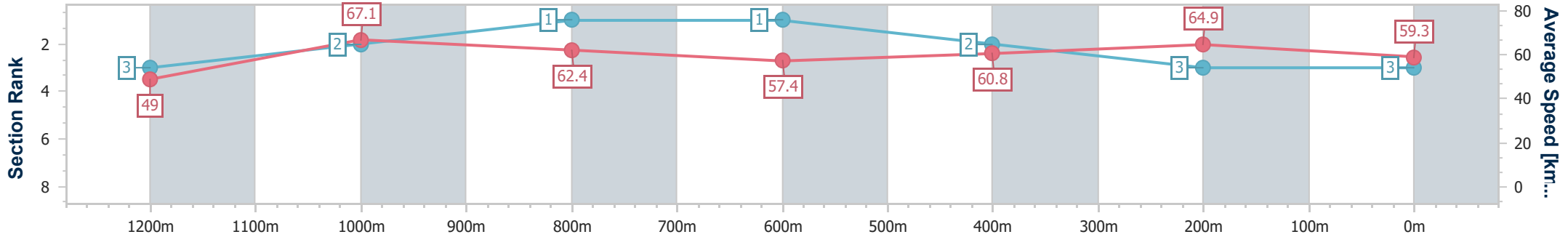


Doomben QLD Professional
Race 1: BRC MEMBERSHIP ON SALE NOW QTIS Two-Year-Old Handicap - 1350m
 08 July 2023 - 11:44
 Track Rating: Soft 6, Weather: Fine, Rail Position: +1m Entire Course



BRISBANE
RACING CLUB

Section	Overall	1200m	1000m	800m	600m	400m	200m
Section Times	1:20.87 [3] (0:11.03)	1:09.84 [3] (0:10.74)	0:59.10 [2] (0:11.51)	0:47.59 [1] (0:12.57)	0:35.02 [1] (0:11.84)	0:23.18 [2] (0:11.06)	0:12.12 [3] (0:12.12)
Average Speed [km/h]	49.0	67.1	62.4	57.4	60.8	64.9	59.3
Top Speed [km/h]	67.3	68.5	65.0	60.0	63.9	67.1	62.9
Avg. Dist. to Rail [m]	2.0	0.7	0.5	0.4	0.5	1.2	1.5
Avg. Stride Freq. [Hz]	2.3	2.5	1.6	1.7	2.4	2.5	2.4
Avg. Stride Length [m]	5.8	7.4	11.0	9.4	7.2	7.2	7.0



- [] Ranking at each section and finish
- .-.- No data available at this section
- NA No data available



Horse/Jockey Name	Showdra
Final Rank	4
Fastest Section Time (Section)	0:10.92 (1200m)
Top Speed [km/h] (Section)	68.3 (1200m)
Race State	Finished

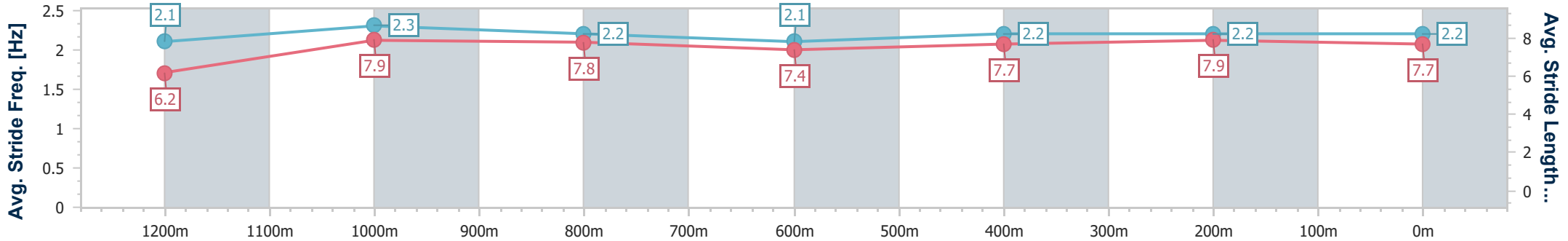
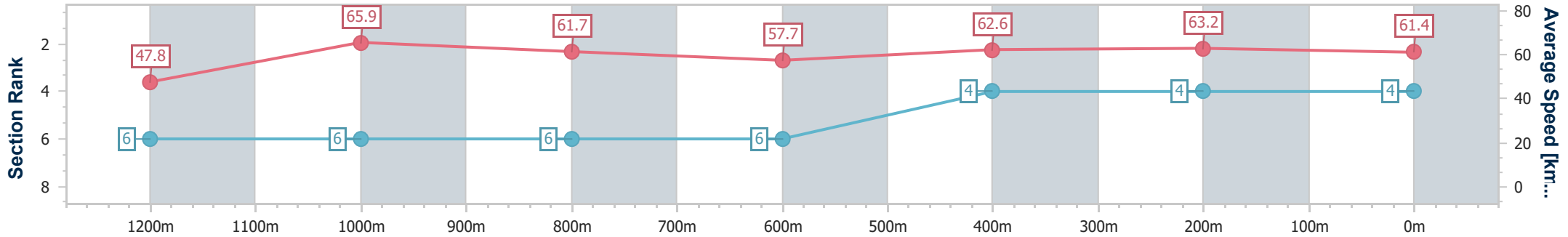


Doomben QLD Professional
Race 1: BRC MEMBERSHIP ON SALE NOW QTIS Two-Year-Old Handicap - 1350m
 08 July 2023 - 11:44
 Track Rating: Soft 6, Weather: Fine, Rail Position: +1m Entire Course



BRISBANE RACING CLUB

Section	Overall	1200m	1000m	800m	600m	400m	200m
Section Times	1:20.94 [4] (0:11.30)	1:09.64 [6] (0:10.92)	0:58.72 [6] (0:11.68)	0:47.04 [6] (0:12.48)	0:34.56 [6] (0:11.44)	0:23.12 [4] (0:11.37)	0:11.75 [4] (0:11.75)
Average Speed [km/h]	47.8	65.9	61.7	57.7	62.6	63.2	61.4
Top Speed [km/h]	65.9	68.3	63.1	59.2	63.9	64.3	62.8
Avg. Dist. to Rail [m]	2.9	0.8	0.6	0.1	0.9	0.5	0.3
Avg. Stride Freq. [Hz]	2.1	2.3	2.2	2.1	2.2	2.2	2.2
Avg. Stride Length [m]	6.2	7.9	7.8	7.4	7.7	7.9	7.7



- [] Ranking at each section and finish
- .-.- No data available at this section
- NA No data available



Horse/Jockey Name	Jack's Boom
Final Rank	5
Fastest Section Time (Section)	0:10.91 (1200m)
Top Speed [km/h] (Section)	68.3 (1200m)
Race State	Finished

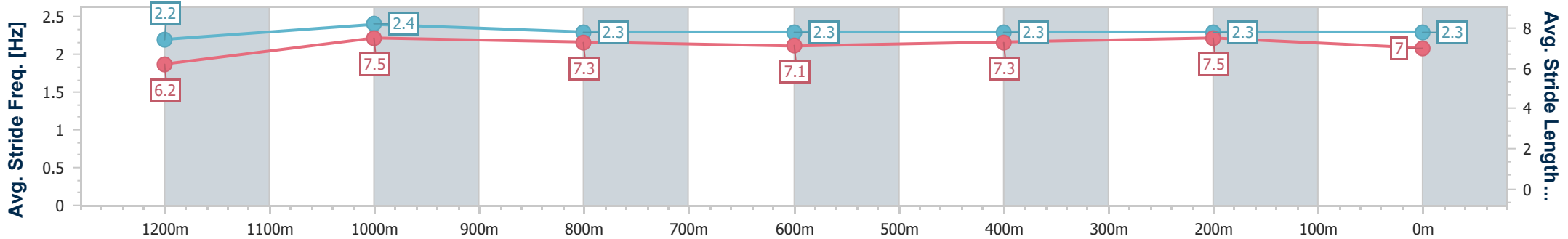
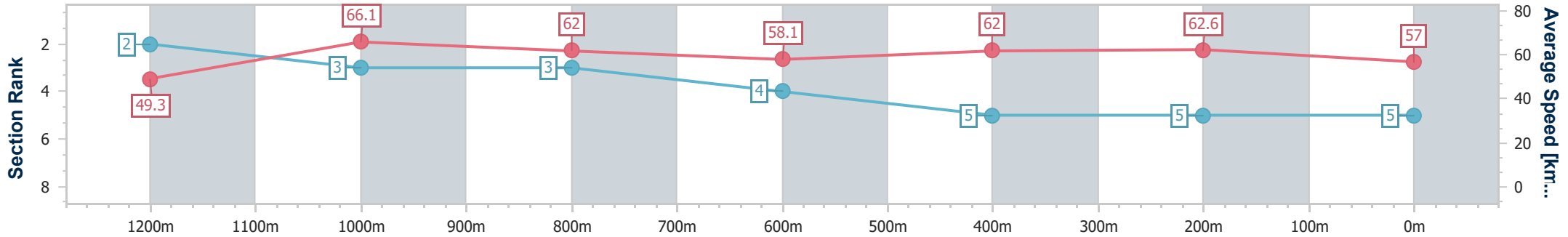


Doomben QLD Professional
 Race 1: BRC MEMBERSHIP ON SALE NOW QTIS Two-Year-Old Handicap - 1350m
 08 July 2023 - 11:44
 Track Rating: Soft 6, Weather: Fine, Rail Position: +1m Entire Course



BRISBANE RACING CLUB

Section	Overall	1200m	1000m	800m	600m	400m	200m
Section Times	1:22.02 [5] (0:10.96)	1:11.06 [2] (0:10.91)	1:00.15 [3] (0:11.63)	0:48.52 [3] (0:12.58)	0:35.94 [4] (0:11.76)	0:24.18 [5] (0:11.55)	0:12.63 [5] (0:12.63)
Average Speed [km/h]	49.3	66.1	62.0	58.1	62.0	62.6	57.0
Top Speed [km/h]	65.4	68.3	64.4	60.0	63.7	64.0	60.7
Avg. Dist. to Rail [m]	7.4	3.7	1.7	2.3	2.3	2.2	2.9
Avg. Stride Freq. [Hz]	2.2	2.4	2.3	2.3	2.3	2.3	2.3
Avg. Stride Length [m]	6.2	7.5	7.3	7.1	7.3	7.5	7.0



- [] Ranking at each section and finish
- .-.- No data available at this section
- NA No data available



Horse/Jockey Name	Ride For Luck
Final Rank	6
Fastest Section Time (Section)	0:10.98 (1200m)
Top Speed [km/h] (Section)	67.7 (1200m)
Race State	Finished

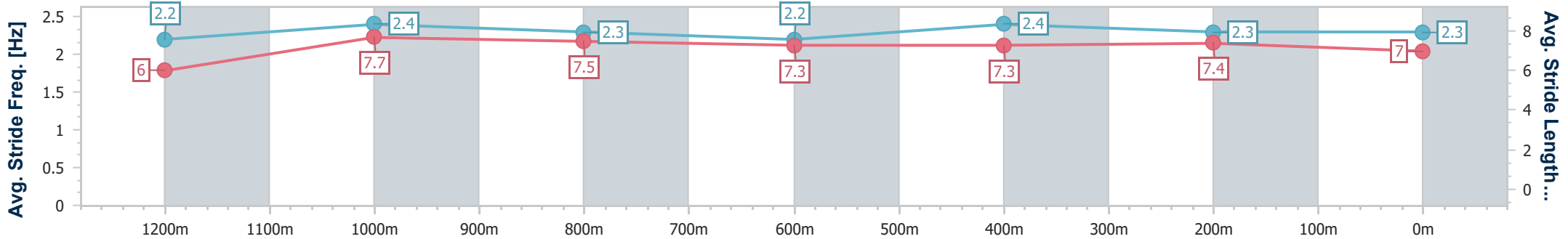
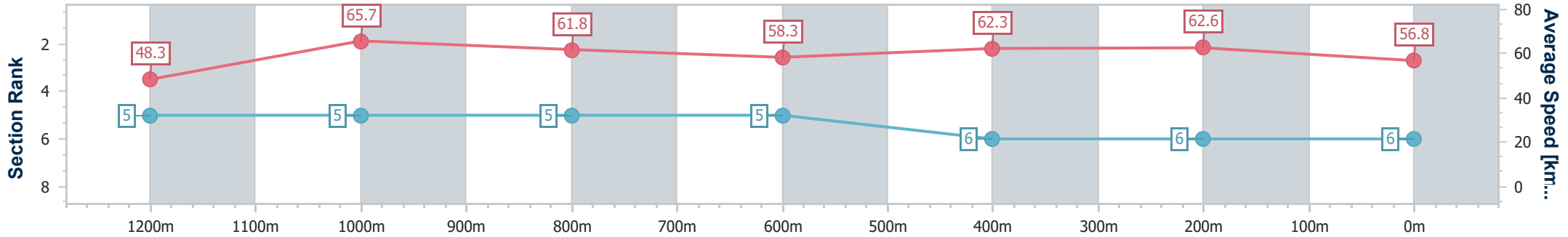


Doomben QLD Professional
Race 1: BRC MEMBERSHIP ON SALE NOW QTIS Two-Year-Old Handicap - 1350m
 08 July 2023 - 11:44
 Track Rating: Soft 6, Weather: Fine, Rail Position: +1m Entire Course



BRISBANE
RACING CLUB

Section	Overall	1200m	1000m	800m	600m	400m	200m
Section Times	1:22.23 [6] (0:11.17)	1:11.06 [5] (0:10.98)	1:00.08 [5] (0:11.70)	0:48.38 [5] (0:12.45)	0:35.93 [5] (0:11.73)	0:24.20 [6] (0:11.52)	0:12.68 [6] (0:12.68)
Average Speed [km/h]	48.3	65.7	61.8	58.3	62.3	62.6	56.8
Top Speed [km/h]	63.7	67.7	63.4	61.2	64.3	64.1	60.6
Avg. Dist. to Rail [m]	8.1	3.0	1.7	1.6	2.7	2.0	3.5
Avg. Stride Freq. [Hz]	2.2	2.4	2.3	2.2	2.4	2.3	2.3
Avg. Stride Length [m]	6.0	7.7	7.5	7.3	7.3	7.4	7.0



- [] Ranking at each section and finish
- .-.- No data available at this section
- NA No data available