



Eagle Farm QLD Professional

Race 3: XXXX DRY QTIS Three-Year-Old Maiden Plate - 1200m

05 July 2023 - 13:43



BRISBANE
RACING CLUB

Track Rating: Soft 6, Weather: Overcast, Rail Position: +10m Entire Course

Section		Field Times										Last 600m	
		Overall	1000m	800m	600m	400m	200m						0:35.76
		1:13.15 (0:13.77)	0:59.38 (0:11.54)	0:47.84 (0:12.08)	0:35.76 (0:11.88)	0:23.88 (0:11.54)	0:12.34 (0:12.34)						
Rank	TAB Horse/Jockey	Barrier	Top Speed [km/h]	Fastest Section								Margin	Distance Travelled [m]
1	1 ALREADY A STAR James Orman	3	66.9 Overall	0:11.15 400m	1:13.15 [1] (0:14.34)	0:58.81 [7] (0:11.67)	0:47.14 [8] (0:12.25)	0:34.89 [9] (0:11.94)	0:22.95 [9] (0:11.15)	0:11.80 [7] (0:11.80)	1:13.15	0:34.89	
2	4 FIERY RING Melea Castle	11	68.4 Overall	0:11.54 1000m	1:13.30 [2] (0:13.77)	0:59.53 [1] (0:11.54)	0:47.99 [1] (0:12.08)	0:35.91 [1] (0:11.88)	0:24.03 [1] (0:11.54)	0:12.49 [1] (0:12.49)	0.87L	0:35.91	+2
3	9 QUOTHQUAN Angela Jones	4	67.1 Overall	0:11.36 400m	1:13.36 [3] (0:14.40)	0:58.96 [8] (0:11.55)	0:47.41 [7] (0:12.11)	0:35.30 [7] (0:11.96)	0:23.34 [7] (0:11.36)	0:11.98 [8] (0:11.98)	1.24L	0:35.30	+3
4	11 KAI TAK Samantha Collett	5	66.6 1000m	0:11.49 400m	1:13.44 [4] (0:13.98)	0:59.46 [4] (0:11.58)	0:47.88 [4] (0:12.14)	0:35.74 [6] (0:12.07)	0:23.67 [6] (0:11.49)	0:12.18 [6] (0:12.18)	1.67L	0:35.74	+6
5	3 BOOM TORQUE Andrew Mallyon	7	65.9 Overall	0:11.59 400m	1:13.48 [5] (0:13.84)	0:59.64 [2] (0:11.66)	0:47.98 [3] (0:12.15)	0:35.83 [4] (0:11.97)	0:23.86 [5] (0:11.59)	0:12.27 [5] (0:12.27)	1.92L	0:35.83	+2
6	16 ELROY Taylor Marshall	9	66.1 Overall	0:11.53 1000m	1:13.50 [6] (0:14.07)	0:59.43 [5] (0:11.53)	0:47.90 [5] (0:12.05)	0:35.85 [3] (0:11.89)	0:23.96 [4] (0:11.55)	0:12.41 [3] (0:12.41)	2.02L	0:35.85	+7
7	8 NEOCLASSICISM Martin Harley	8	66.5 1000m	0:11.44 1000m	1:13.62 [7] (0:14.22)	0:59.40 [6] (0:11.44)	0:47.96 [6] (0:12.01)	0:35.95 [5] (0:11.74)	0:24.21 [2] (0:11.62)	0:12.59 [2] (0:12.59)	2.76L	0:35.95	+6
8	2 BETTER BE NORDY Ben Thompson	12	67.9 Overall	0:11.62 1000m	1:13.86 [8] (0:13.84)	1:00.02 [3] (0:11.62)	0:48.40 [2] (0:12.12)	0:36.28 [2] (0:11.90)	0:24.38 [3] (0:11.72)	0:12.66 [4] (0:12.66)	4.12L	0:36.28	+5
9	14 JOHNNY UTAH Justin Huxtable	17	66.0 400m	0:11.31 400m	1:13.89 [9] (0:14.60)	0:59.29 [9] (0:11.44)	0:47.85 [9] (0:12.18)	0:35.67 [8] (0:11.85)	0:23.82 [8] (0:11.31)	0:12.51 [9] (0:12.51)	4.3L	0:35.67	+4
10	18 TIME FOR JACK Luke Tarrant	18	64.6 1000m	0:11.43 1000m	1:15.08 [10] (0:14.75)	1:00.33 [10] (0:11.43)	0:48.90 [10] (0:12.18)	0:36.72 [10] (0:12.06)	0:24.66 [10] (0:11.66)	0:13.00 [10] (0:13.00)	11.32L	0:36.72	+4

Scratched: Pharaonic (#17), West Cork (#10), Polarising (#12), Red Deception (#15), Kozani (#7), King Kryptos (#6), John Rambo (#5), Believe The Hype (#13)



Horse/Jockey Name	Already A Star
Final Rank	1
Fastest Section Time (Section)	0:11.15 (400m)
Top Speed [km/h] (Section)	66.9 (Overall)
Race State	Finished



Eagle Farm QLD Professional

Race 3: XXXX DRY QTIS Three-Year-Old Maiden Plate - 1200m

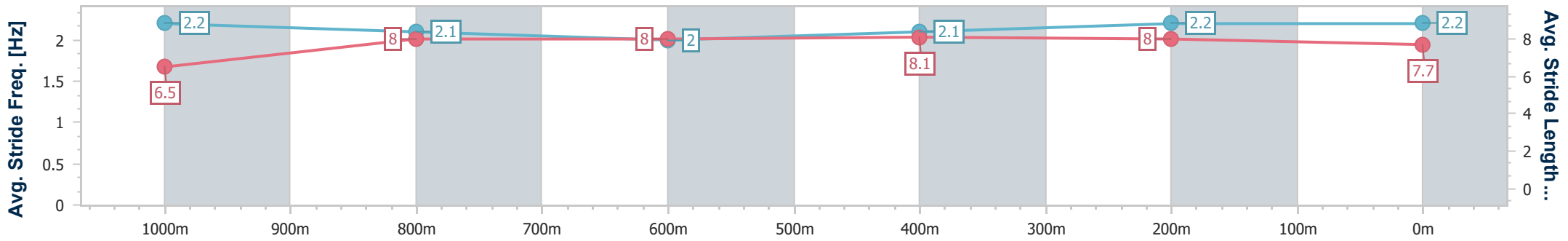
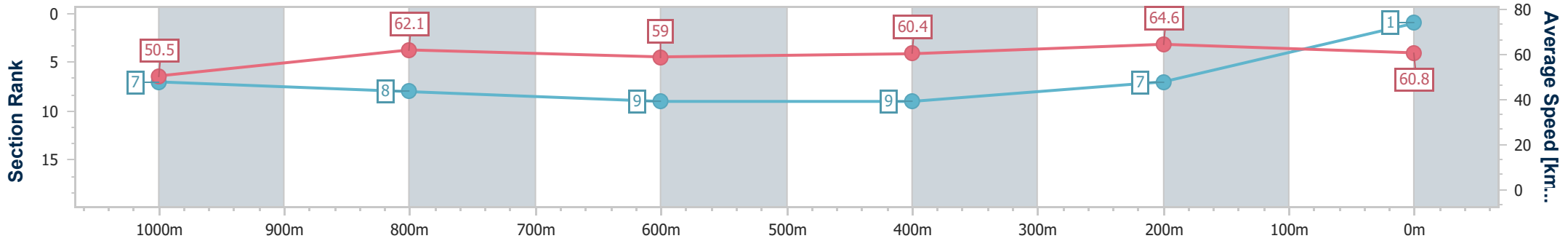
05 July 2023 - 13:43

Track Rating: Soft 6, Weather: Overcast, Rail Position: +10m Entire Course



BRISBANE RACING CLUB

Section	Overall	1000m	800m	600m	400m	200m
Section Times	1:13.15 [1] (0:14.34)	0:58.81 [7] (0:11.67)	0:47.14 [8] (0:12.25)	0:34.89 [9] (0:11.94)	0:22.95 [9] (0:11.15)	0:11.80 [7] (0:11.80)
Average Speed [km/h]	50.5	62.1	59.0	60.4	64.6	60.8
Top Speed [km/h]	66.9	65.1	60.2	62.9	65.8	63.9
Avg. Dist. to Rail [m]	1.9	1.4	0.9	0.2	0.2	1.9
Avg. Stride Freq. [Hz]	2.2	2.1	2.0	2.1	2.2	2.2
Avg. Stride Length [m]	6.5	8.0	8.0	8.1	8.0	7.7



- [] Ranking at each section and finish
- .-.- No data available at this section
- NA No data available



Horse/Jockey Name	Fiery Ring
Final Rank	2
Fastest Section Time (Section)	0:11.54 (1000m)
Top Speed [km/h] (Section)	68.4 (Overall)
Race State	Finished



Eagle Farm QLD Professional



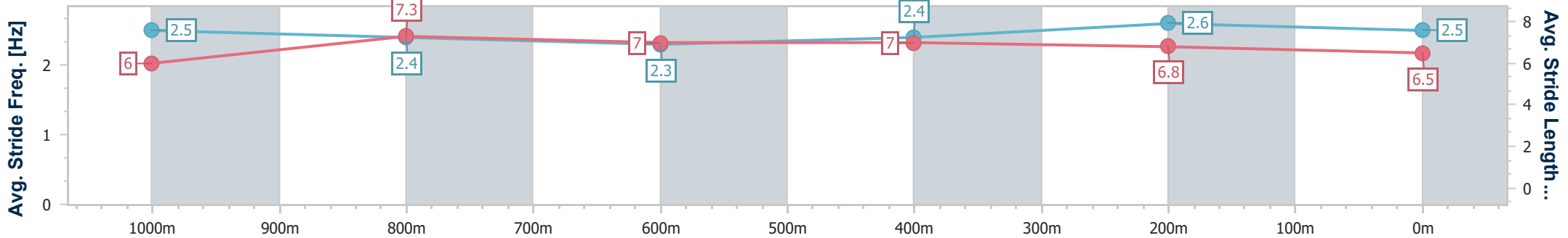
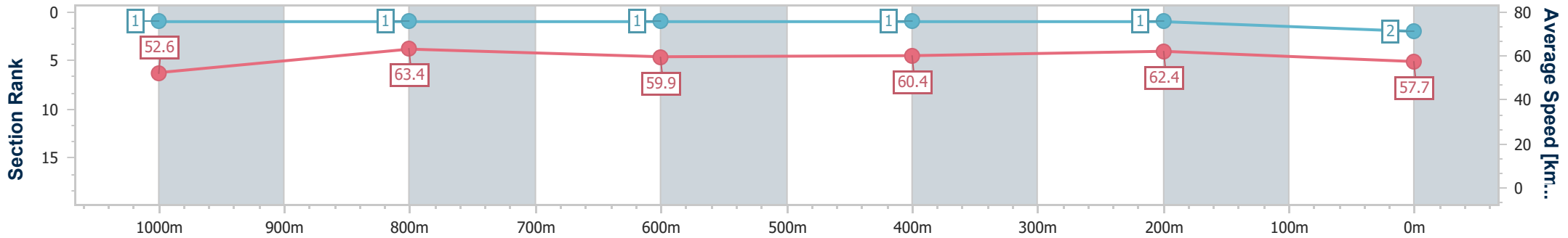
Race 3: XXXX DRY QTIS Three-Year-Old Maiden Plate - 1200m

05 July 2023 - 13:43

Track Rating: Soft 6, Weather: Overcast, Rail Position: +10m Entire Course

BRISBANE RACING CLUB

Section	Overall	1000m	800m	600m	400m	200m
Section Times	1:13.30 [2] (0:13.77)	0:59.53 [1] (0:11.54)	0:47.99 [1] (0:12.08)	0:35.91 [1] (0:11.88)	0:24.03 [1] (0:11.54)	0:12.49 [1] (0:12.49)
Average Speed [km/h]	52.6	63.4	59.9	60.4	62.4	57.7
Top Speed [km/h]	68.4	66.1	61.6	61.6	63.2	60.4
Avg. Dist. to Rail [m]	5.8	3.3	1.1	0.7	0.8	1.4
Avg. Stride Freq. [Hz]	2.5	2.4	2.3	2.4	2.6	2.5
Avg. Stride Length [m]	6.0	7.3	7.0	7.0	6.8	6.5



- [] Ranking at each section and finish
- .-.- No data available at this section
- NA No data available



Horse/Jockey Name	Quothquan
Final Rank	3
Fastest Section Time (Section)	0:11.36 (400m)
Top Speed [km/h] (Section)	67.1 (Overall)
Race State	Finished



Eagle Farm QLD Professional

Race 3: XXXX DRY QTIS Three-Year-Old Maiden Plate - 1200m

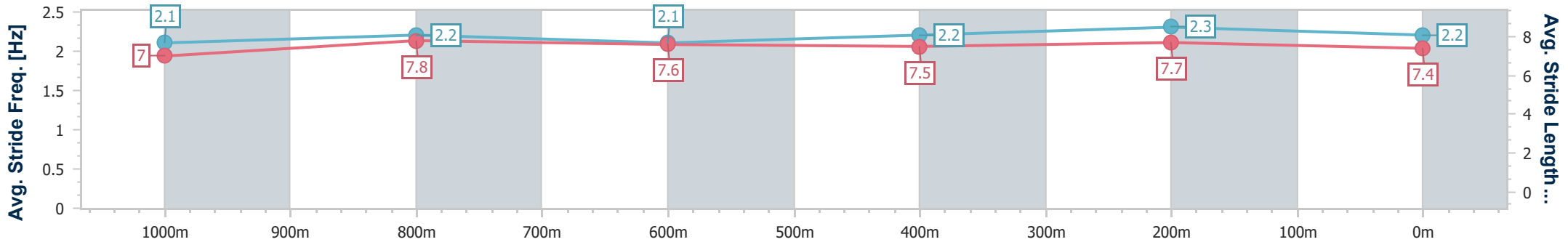
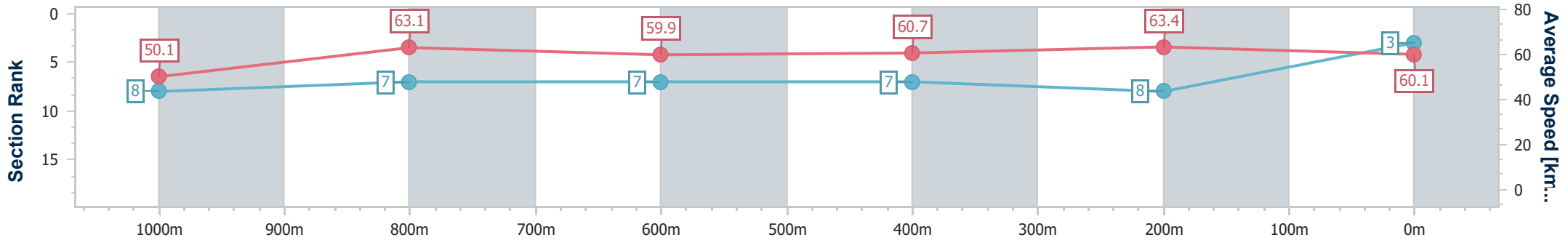
05 July 2023 - 13:43

Track Rating: Soft 6, Weather: Overcast, Rail Position: +10m Entire Course



BRISBANE RACING CLUB

Section	Overall	1000m	800m	600m	400m	200m
Section Times	1:13.36 [3] (0:14.40)	0:58.96 [8] (0:11.55)	0:47.41 [7] (0:12.11)	0:35.30 [7] (0:11.96)	0:23.34 [7] (0:11.36)	0:11.98 [8] (0:11.98)
Average Speed [km/h]	50.1	63.1	59.9	60.7	63.4	60.1
Top Speed [km/h]	67.1	65.0	60.2	63.6	64.7	62.4
Avg. Dist. to Rail [m]	2.4	2.5	1.5	1.6	6.2	7.8
Avg. Stride Freq. [Hz]	2.1	2.2	2.1	2.2	2.3	2.2
Avg. Stride Length [m]	7.0	7.8	7.6	7.5	7.7	7.4



- [] Ranking at each section and finish
- .-.- No data available at this section
- NA No data available



Horse/Jockey Name	Kai Tak
Final Rank	4
Fastest Section Time (Section)	0:11.49 (400m)
Top Speed [km/h] (Section)	66.6 (1000m)
Race State	Finished



Eagle Farm QLD Professional

Race 3: XXXX DRY QTIS Three-Year-Old Maiden Plate - 1200m

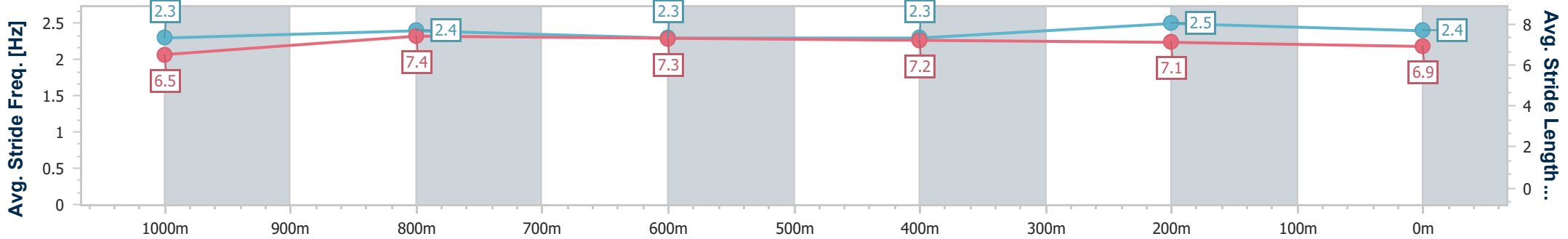
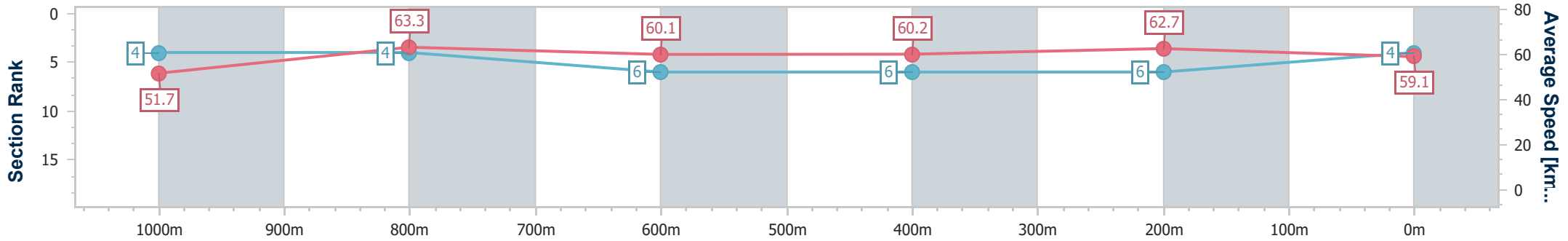
05 July 2023 - 13:43

Track Rating: Soft 6, Weather: Overcast, Rail Position: +10m Entire Course



BRISBANE RACING CLUB

Section	Overall	1000m	800m	600m	400m	200m
Section Times	1:13.44 [4] (0:13.98)	0:59.46 [4] (0:11.58)	0:47.88 [4] (0:12.14)	0:35.74 [6] (0:12.07)	0:23.67 [6] (0:11.49)	0:12.18 [6] (0:12.18)
Average Speed [km/h]	51.7	63.3	60.1	60.2	62.7	59.1
Top Speed [km/h]	66.6	66.6	60.8	61.3	63.5	62.1
Avg. Dist. to Rail [m]	3.2	3.7	3.0	1.8	3.5	5.7
Avg. Stride Freq. [Hz]	2.3	2.4	2.3	2.3	2.5	2.4
Avg. Stride Length [m]	6.5	7.4	7.3	7.2	7.1	6.9



- [] Ranking at each section and finish
- .-.- No data available at this section
- NA No data available



Horse/Jockey Name	Boom Torque
Final Rank	5
Fastest Section Time (Section)	0:11.59 (400m)
Top Speed [km/h] (Section)	65.9 (Overall)
Race State	Finished



Eagle Farm QLD Professional



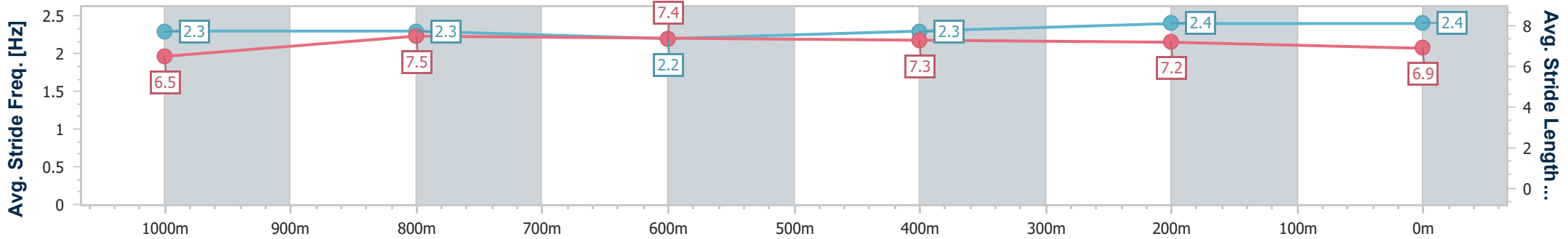
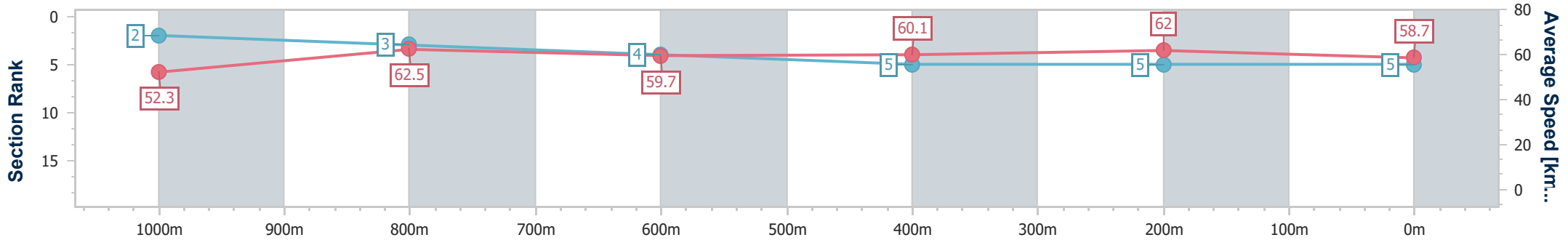
Race 3: XXXX DRY QTIS Three-Year-Old Maiden Plate - 1200m

05 July 2023 - 13:43

Track Rating: Soft 6, Weather: Overcast, Rail Position: +10m Entire Course

BRISBANE RACING CLUB

Section	Overall	1000m	800m	600m	400m	200m
Section Times	1:13.48 [5] (0:13.84)	0:59.64 [2] (0:11.66)	0:47.98 [3] (0:12.15)	0:35.83 [4] (0:11.97)	0:23.86 [5] (0:11.59)	0:12.27 [5] (0:12.27)
Average Speed [km/h]	52.3	62.5	59.7	60.1	62.0	58.7
Top Speed [km/h]	65.9	65.6	60.6	60.4	64.5	61.9
Avg. Dist. to Rail [m]	3.9	2.4	1.6	0.5	1.7	1.6
Avg. Stride Freq. [Hz]	2.3	2.3	2.2	2.3	2.4	2.4
Avg. Stride Length [m]	6.5	7.5	7.4	7.3	7.2	6.9



- [] Ranking at each section and finish
- .-.- No data available at this section
- NA No data available



Horse/Jockey Name	Elroy
Final Rank	6
Fastest Section Time (Section)	0:11.53 (1000m)
Top Speed [km/h] (Section)	66.1 (Overall)
Race State	Finished



Eagle Farm QLD Professional

Race 3: XXXX DRY QTIS Three-Year-Old Maiden Plate - 1200m

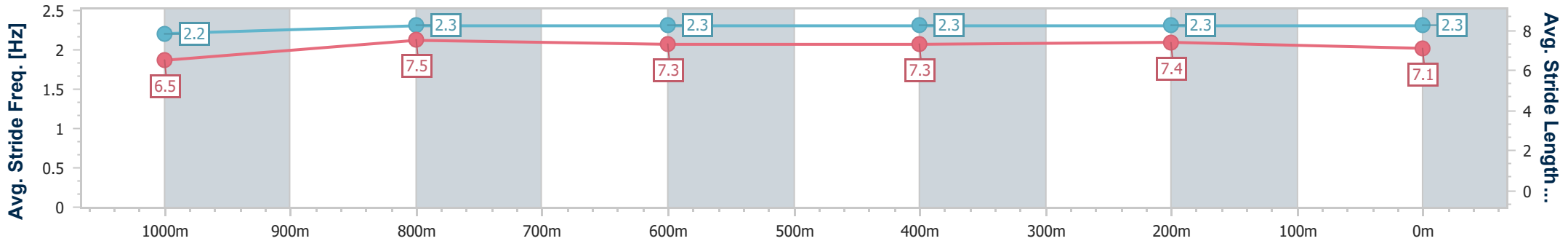
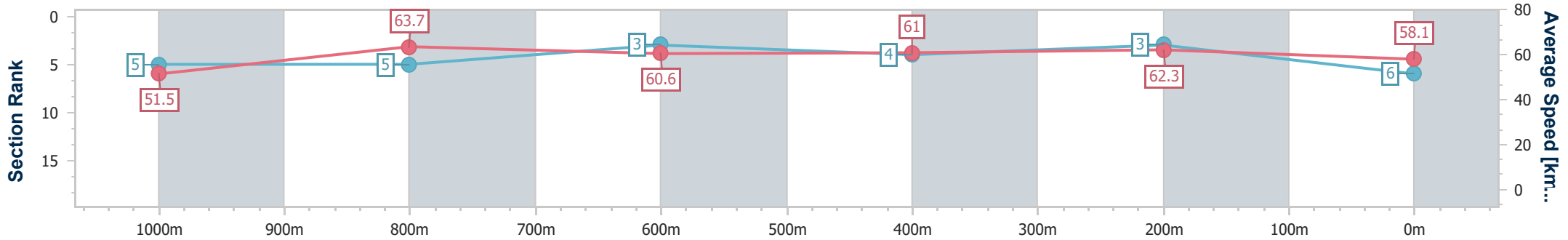
05 July 2023 - 13:43

Track Rating: Soft 6, Weather: Overcast, Rail Position: +10m Entire Course



BRISBANE RACING CLUB

Section	Overall	1000m	800m	600m	400m	200m
Section Times	1:13.50 [6] (0:14.07)	0:59.43 [5] (0:11.53)	0:47.90 [5] (0:12.05)	0:35.85 [3] (0:11.89)	0:23.96 [4] (0:11.55)	0:12.41 [3] (0:12.41)
Average Speed [km/h]	51.5	63.7	60.6	61.0	62.3	58.1
Top Speed [km/h]	66.1	65.3	62.0	62.9	63.0	60.7
Avg. Dist. to Rail [m]	6.0	4.3	3.1	1.4	2.3	2.1
Avg. Stride Freq. [Hz]	2.2	2.3	2.3	2.3	2.3	2.3
Avg. Stride Length [m]	6.5	7.5	7.3	7.3	7.4	7.1



- [] Ranking at each section and finish
- .-.- No data available at this section
- NA No data available



Horse/Jockey Name	Neoclassicism
Final Rank	7
Fastest Section Time (Section)	0:11.44 (1000m)
Top Speed [km/h] (Section)	66.5 (1000m)
Race State	Finished



Eagle Farm QLD Professional

Race 3: XXXX DRY QTIS Three-Year-Old Maiden Plate - 1200m

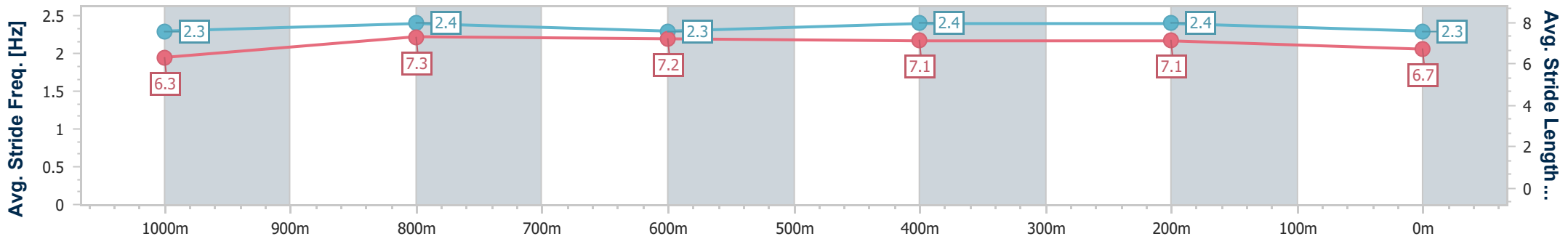
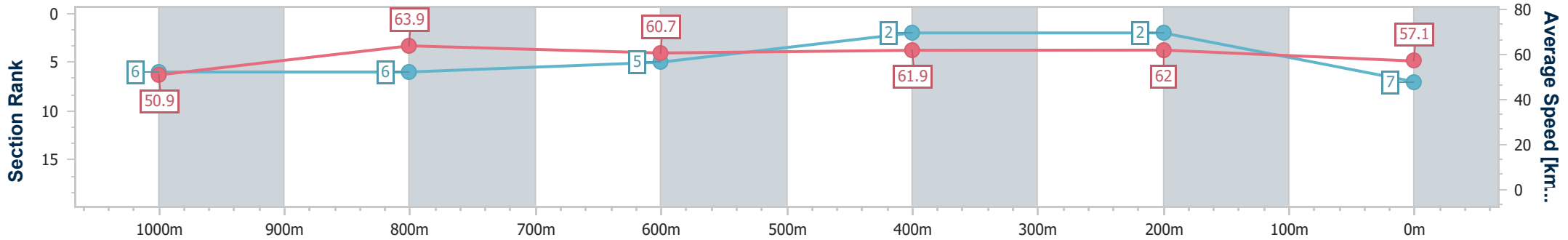
05 July 2023 - 13:43

Track Rating: Soft 6, Weather: Overcast, Rail Position: +10m Entire Course



BRISBANE RACING CLUB

Section	Overall	1000m	800m	600m	400m	200m
Section Times	1:13.62 [7] (0:14.22)	0:59.40 [6] (0:11.44)	0:47.96 [6] (0:12.01)	0:35.95 [5] (0:11.74)	0:24.21 [2] (0:11.62)	0:12.59 [2] (0:12.59)
Average Speed [km/h]	50.9	63.9	60.7	61.9	62.0	57.1
Top Speed [km/h]	66.0	66.5	61.5	63.3	64.5	59.6
Avg. Dist. to Rail [m]	4.5	3.6	2.6	2.0	2.1	0.7
Avg. Stride Freq. [Hz]	2.3	2.4	2.3	2.4	2.4	2.3
Avg. Stride Length [m]	6.3	7.3	7.2	7.1	7.1	6.7



- [] Ranking at each section and finish
- .-.- No data available at this section
- NA No data available



Horse/Jockey Name	Better Be Nordy
Final Rank	8
Fastest Section Time (Section)	0:11.62 (1000m)
Top Speed [km/h] (Section)	67.9 (Overall)
Race State	Finished



Eagle Farm QLD Professional

Race 3: XXXX DRY QTIS Three-Year-Old Maiden Plate - 1200m

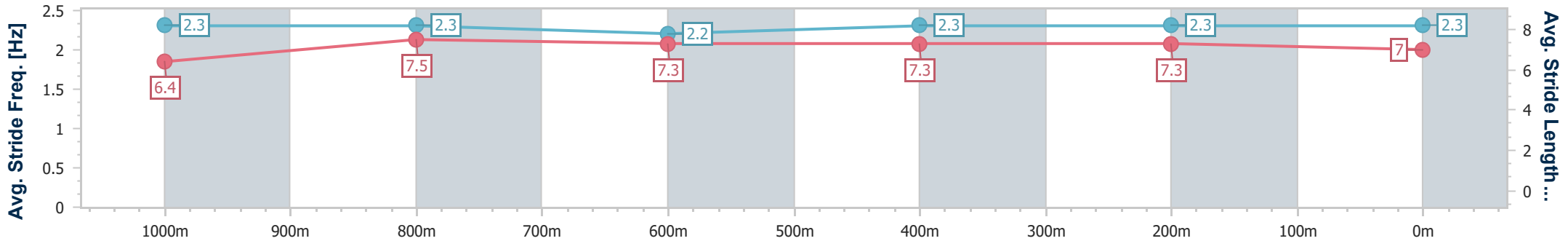
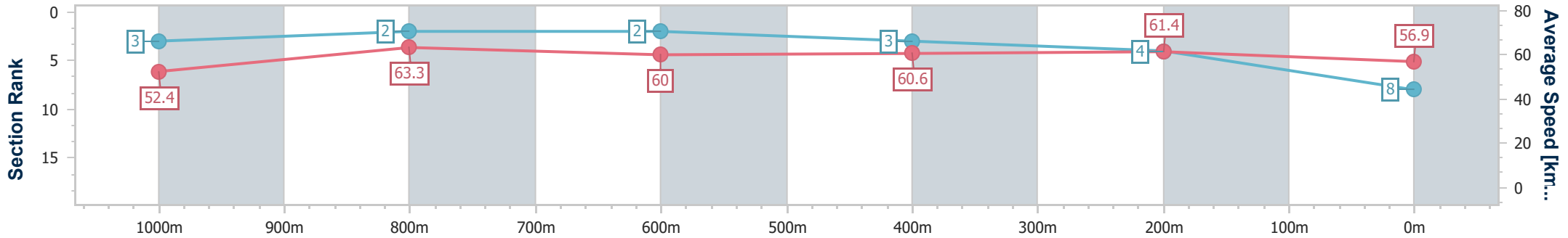
05 July 2023 - 13:43

Track Rating: Soft 6, Weather: Overcast, Rail Position: +10m Entire Course



BRISBANE RACING CLUB

Section	Overall	1000m	800m	600m	400m	200m
Section Times	1:13.86 [8] (0:13.84)	1:00.02 [3] (0:11.62)	0:48.40 [2] (0:12.12)	0:36.28 [2] (0:11.90)	0:24.38 [3] (0:11.72)	0:12.66 [4] (0:12.66)
Average Speed [km/h]	52.4	63.3	60.0	60.6	61.4	56.9
Top Speed [km/h]	67.9	65.3	61.2	61.7	62.3	59.9
Avg. Dist. to Rail [m]	7.8	4.2	2.1	0.6	0.3	0.4
Avg. Stride Freq. [Hz]	2.3	2.3	2.2	2.3	2.3	2.3
Avg. Stride Length [m]	6.4	7.5	7.3	7.3	7.3	7.0



- [] Ranking at each section and finish
- .-.- No data available at this section
- NA No data available



Horse/Jockey Name	Johnny Utah
Final Rank	9
Fastest Section Time (Section)	0:11.31 (400m)
Top Speed [km/h] (Section)	66.0 (400m)
Race State	Finished



Eagle Farm QLD Professional

Race 3: XXXX DRY QTIS Three-Year-Old Maiden Plate - 1200m

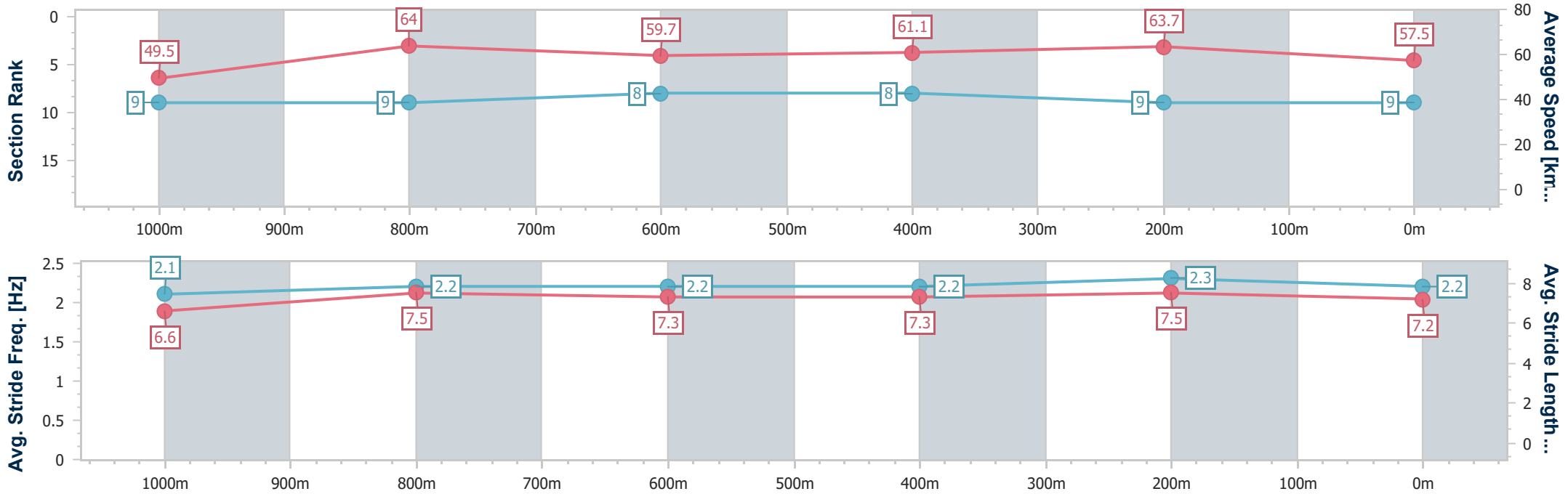
05 July 2023 - 13:43

Track Rating: Soft 6, Weather: Overcast, Rail Position: +10m Entire Course



BRISBANE RACING CLUB

Section	Overall	1000m	800m	600m	400m	200m
Section Times	1:13.89 [9] (0:14.60)	0:59.29 [9] (0:11.44)	0:47.85 [9] (0:12.18)	0:35.67 [8] (0:11.85)	0:23.82 [8] (0:11.31)	0:12.51 [9] (0:12.51)
Average Speed [km/h]	49.5	64.0	59.7	61.1	63.7	57.5
Top Speed [km/h]	64.8	66.0	60.7	62.5	66.0	60.7
Avg. Dist. to Rail [m]	5.8	3.1	2.6	1.2	5.3	8.3
Avg. Stride Freq. [Hz]	2.1	2.2	2.2	2.2	2.3	2.2
Avg. Stride Length [m]	6.6	7.5	7.3	7.3	7.5	7.2



- [] Ranking at each section and finish
- .-.- No data available at this section
- NA No data available



Horse/Jockey Name	Time For Jack
Final Rank	10
Fastest Section Time (Section)	0:11.43 (1000m)
Top Speed [km/h] (Section)	64.6 (1000m)
Race State	Finished



Eagle Farm QLD Professional



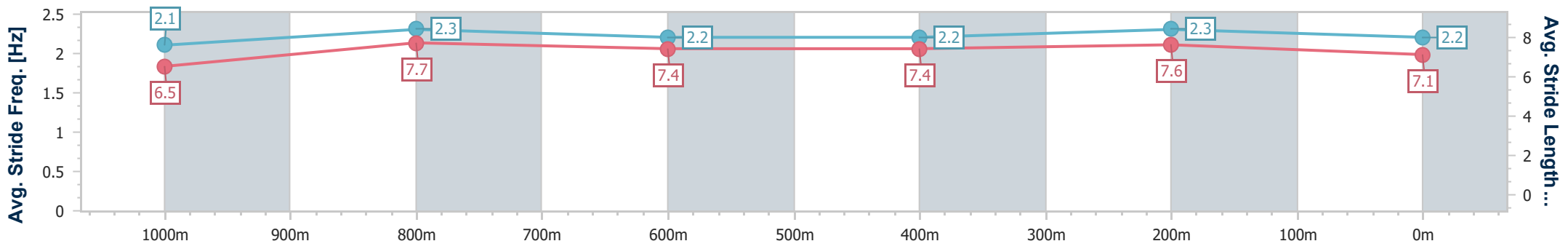
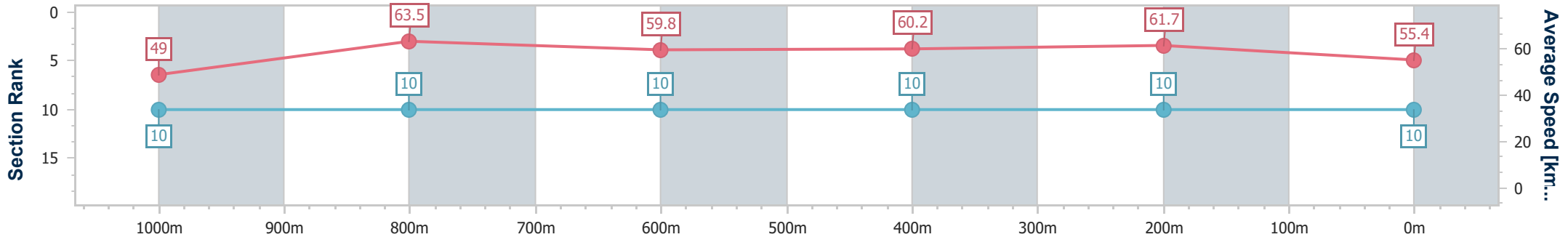
Race 3: XXXX DRY QTIS Three-Year-Old Maiden Plate - 1200m

05 July 2023 - 13:43

Track Rating: Soft 6, Weather: Overcast, Rail Position: +10m Entire Course

BRISBANE RACING CLUB

Section	Overall	1000m	800m	600m	400m	200m
Section Times	1:15.08 [10] (0:14.75)	1:00.33 [10] (0:11.43)	0:48.90 [10] (0:12.18)	0:36.72 [10] (0:12.06)	0:24.66 [10] (0:11.66)	0:13.00 [10] (0:13.00)
Average Speed [km/h]	49.0	63.5	59.8	60.2	61.7	55.4
Top Speed [km/h]	63.9	64.6	60.1	62.7	63.2	59.1
Avg. Dist. to Rail [m]	4.6	2.1	2.5	1.9	2.3	1.6
Avg. Stride Freq. [Hz]	2.1	2.3	2.2	2.2	2.3	2.2
Avg. Stride Length [m]	6.5	7.7	7.4	7.4	7.6	7.1



- [] Ranking at each section and finish
- .-.- No data available at this section
- NA No data available