



Sunshine Coast QLD Professional
Race 6: COASTAL VEHICLE SOLUTIONS CALOUNDRA CUP - LISTED -
2400m
01 July 2023 - 15:23



Track Rating: Good 4, Weather: Fine, Rail Position: True

Section		Overall	2200m	2000m	1800m	1600m	1400m	1200m	Last 600m				
Field Times		2:29.26 (0:13.80)	2:15.46 (0:11.59)	2:03.87 (0:11.91)	1:51.96 (0:12.26)	1:39.70 (0:12.35)	1:27.35 (0:12.43)	1:14.92 (0:12.77)	0:36.95				
Rank	TAB Horse/Jockey	Barrier	Top Speed [km/h]	Fastest Section									Distance Travelled [m]
1	8 ZOUMON Tim Clark	11	64.0	0:11.59	2:29.26 [1] (0:13.80)	2:15.46 [1] (0:11.59)	2:03.87 [1] (0:11.91)	1:51.96 [1] (0:12.26)	1:39.70 [1] (0:12.35)	1:27.35 [1] (0:12.43)	1:14.92 [1] (0:12.77)	0:36.95	
2	3 BOIS D'ARGENT Ryan Maloney	5	62.0	0:11.66	2:29.44 [2] (0:13.87)	2:15.57 [2] (0:11.66)	2:03.91 [4] (0:12.02)	1:51.89 [4] (0:12.33)	1:39.56 [3] (0:12.34)	1:27.22 [3] (0:12.43)	1:14.79 [3] (0:12.72)	0:37.01	+2
3	11 TAPPY'S LAD Samantha Collett	13	63.1	0:11.86	2:29.50 [3] (0:14.91)	2:14.59 [12] (0:12.20)	2:02.39 [13] (0:12.31)	1:50.08 [13] (0:12.09)	1:37.99 [13] (0:12.46)	1:25.53 [13] (0:12.19)	1:13.34 [13] (0:12.91)	0:36.17	+12
4	2 DESERT ICON James Orman	4	63.4	0:11.52	2:29.90 [4] (0:14.07)	2:15.83 [5] (0:11.52)	2:04.31 [5] (0:12.11)	1:52.20 [5] (0:12.63)	1:39.57 [5] (0:12.31)	1:27.26 [5] (0:12.42)	1:14.84 [5] (0:12.76)	0:36.93	+4
5	5 IRISH SEQUEL Damien Thornton	7	63.0	0:11.83	2:29.91 [5] (0:14.79)	2:15.12 [11] (0:12.06)	2:03.06 [12] (0:12.29)	1:50.77 [12] (0:12.10)	1:38.67 [11] (0:12.42)	1:26.25 [11] (0:12.26)	1:13.99 [11] (0:12.78)	0:36.39	+7
6	4 REGAL LION Ben Thompson	2	63.4	0:11.90	2:29.95 [6] (0:14.00)	2:15.95 [3] (0:11.90)	2:04.05 [6] (0:12.20)	1:51.85 [6] (0:12.39)	1:39.46 [6] (0:12.34)	1:27.12 [6] (0:12.55)	1:14.57 [7] (0:12.71)	0:37.00	+16
7	7 WARNING Kyle Wilson-Taylor	10	64.9	0:11.42	2:30.20 [7] (0:14.09)	2:16.11 [6] (0:11.42)	2:04.69 [3] (0:11.82)	1:52.87 [2] (0:12.30)	1:40.57 [2] (0:12.34)	1:28.23 [2] (0:12.49)	1:15.74 [2] (0:12.73)	0:37.72	+9
8	1 LUNCIES Andrew Mallyon	12	62.5	0:11.86	2:30.41 [8] (0:14.66)	2:15.75 [9] (0:11.86)	2:03.89 [9] (0:12.27)	1:51.62 [10] (0:12.20)	1:39.42 [10] (0:12.42)	1:27.00 [10] (0:12.40)	1:14.60 [10] (0:12.77)	0:37.11	+10
9	13 PORT MOURANT Mark Du Plessis	6	62.0	0:11.86	2:30.54 [9] (0:14.71)	2:15.83 [10] (0:11.86)	2:03.97 [10] (0:12.17)	1:51.80 [9] (0:12.19)	1:39.61 [9] (0:12.31)	1:27.30 [9] (0:12.37)	1:14.93 [9] (0:12.78)	0:37.11	+3
10	9 SNEAK PREVIEW Jaden Lloyd	3	62.6	0:11.85	2:30.77 [10] (0:14.42)	2:16.35 [8] (0:11.85)	2:04.50 [8] (0:12.25)	1:52.25 [8] (0:12.24)	1:40.01 [8] (0:12.37)	1:27.64 [8] (0:12.46)	1:15.18 [8] (0:12.80)	0:37.50	+8



Sunshine Coast QLD Professional
Race 6: COASTAL VEHICLE SOLUTIONS CALOUNDRA CUP - LISTED -
2400m

01 July 2023 - 15:23



Track Rating: Good 4, Weather: Fine, Rail Position: True

Section	Overall	2200m	2000m	1800m	1600m	1400m	1200m	Last 600m						
Field Times	2:29.26 (0:13.80)	2:15.46 (0:11.59)	2:03.87 (0:11.91)	1:51.96 (0:12.26)	1:39.70 (0:12.35)	1:27.35 (0:12.43)	1:14.92 (0:12.77)	0:36.95						
Rank	TAB	Horse/Jockey	Barrier	Top Speed [km/h]	Fastest Section									Distance Travelled [m]
11	10	SECRET GLAMOUR Tyler Schiller	8	62.2 800m	0:11.86 2200m	2:30.84 [11] (0:14.96)	2:15.88 [13] (0:11.86)	2:04.02 [11] (0:12.30)	1:51.72 [11] (0:12.12)	1:39.60 [12] (0:12.45)	1:27.15 [12] (0:12.45)	1:14.70 [12] (0:12.86)	0:37.17	+12
12	6	SEAT OF POWER Martin Harley	9	63.0 2200m	0:11.49 2200m	2:30.90 [12] (0:14.02)	2:16.88 [4] (0:11.49)	2:05.39 [2] (0:11.91)	1:53.48 [3] (0:12.49)	1:40.99 [4] (0:12.38)	1:28.61 [4] (0:12.56)	1:16.05 [4] (0:12.76)	0:38.14	+10
13	12	THE FEARLESS ONE Micheal Hellyer	1	61.8 800m	0:11.85 2200m	2:32.00 [13] (0:14.37)	2:17.63 [7] (0:11.85)	2:05.78 [7] (0:12.22)	1:53.56 [7] (0:12.20)	1:41.36 [7] (0:12.24)	1:29.12 [7] (0:12.41)	1:16.71 [6] (0:12.77)	0:39.00	+2



Sunshine Coast QLD Professional
Race 6: COASTAL VEHICLE SOLUTIONS CALOUNDRA CUP - LISTED -
2400m
01 July 2023 - 15:23



Track Rating: Good 4, Weather: Fine, Rail Position: True

Section		Field Times					Last 600m					
		1000m	800m	600m	400m	200m						
		1:02.15 (0:12.79)	0:49.36 (0:12.41)	0:36.95 (0:12.07)	0:24.88 (0:12.00)	0:12.88 (0:12.88)	0:36.95					
Rank	TAB Horse/Jockey	Barrier	Top Speed [km/h]	Fastest Section	Margin					Distance Travelled [m]		
1	8 ZOUMON Tim Clark	11	64.0	0:11.59	1:02.15 [1] (0:12.79)	0:49.36 [1] (0:12.41)	0:36.95 [1] (0:12.07)	0:24.88 [1] (0:12.00)	0:12.88 [1] (0:12.88)	2:29.26	0:36.95	
2	3 BOIS D'ARGENT Ryan Maloney	5	62.0	0:11.66	1:02.07 [3] (0:12.82)	0:49.25 [3] (0:12.24)	0:37.01 [2] (0:12.10)	0:24.91 [2] (0:11.95)	0:12.96 [2] (0:12.96)	1L	0:37.01	+2
3	11 TAPPY'S LAD Samantha Collett	13	63.1	0:11.86	1:00.43 [13] (0:12.38)	0:48.05 [12] (0:11.88)	0:36.17 [10] (0:11.86)	0:24.31 [9] (0:11.87)	0:12.44 [5] (0:12.44)	1.3L	0:36.17	+12
4	2 DESERT ICON James Orman	4	63.4	0:11.52	1:02.08 [5] (0:12.78)	0:49.30 [5] (0:12.37)	0:36.93 [6] (0:11.85)	0:25.08 [3] (0:12.05)	0:13.03 [3] (0:13.03)	3.6L	0:36.93	+4
5	5 IRISH SEQUEL Damien Thornton	7	63.0	0:11.83	1:01.21 [11] (0:12.70)	0:48.51 [11] (0:12.12)	0:36.39 [12] (0:11.90)	0:24.49 [12] (0:11.83)	0:12.66 [7] (0:12.66)	3.7L	0:36.39	+7
6	4 REGAL LION Ben Thompson	2	63.4	0:11.90	1:01.86 [7] (0:12.72)	0:49.14 [6] (0:12.14)	0:37.00 [5] (0:11.98)	0:25.02 [5] (0:11.99)	0:13.03 [4] (0:13.03)	3.9L	0:37.00	+16
7	7 WARNING Kyle Wilson-Taylor	10	64.9	0:11.42	1:03.01 [2] (0:12.77)	0:50.24 [2] (0:12.52)	0:37.72 [3] (0:12.41)	0:25.31 [4] (0:12.37)	0:12.94 [8] (0:12.94)	5.2L	0:37.72	+9
8	1 LUNCIES Andrew Mallyon	12	62.5	0:11.86	1:01.83 [10] (0:12.65)	0:49.18 [10] (0:12.07)	0:37.11 [9] (0:11.93)	0:25.18 [10] (0:11.96)	0:13.22 [6] (0:13.22)	6.2L	0:37.11	+10
9	13 PORT MOURANT Mark Du Plessis	6	62.0	0:11.86	1:02.15 [9] (0:12.84)	0:49.31 [9] (0:12.20)	0:37.11 [11] (0:11.93)	0:25.18 [11] (0:12.09)	0:13.09 [10] (0:13.09)	6.7L	0:37.11	+3
10	9 SNEAK PREVIEW Jaden Lloyd	3	62.6	0:11.85	1:02.38 [8] (0:12.73)	0:49.65 [8] (0:12.15)	0:37.50 [8] (0:11.87)	0:25.63 [8] (0:12.22)	0:13.41 [9] (0:13.41)	8L	0:37.50	+8



Sunshine Coast QLD Professional
Race 6: COASTAL VEHICLE SOLUTIONS CALOUNDRA CUP - LISTED -
2400m

01 July 2023 - 15:23



Track Rating: Good 4, Weather: Fine, Rail Position: True

Section														
Field Times						1000m	800m	600m	400m	200m			Last 600m	
						1:02.15 (0:12.79)	0:49.36 (0:12.41)	0:36.95 (0:12.07)	0:24.88 (0:12.00)	0:12.88 (0:12.88)			0:36.95	
Rank	TAB	Horse/Jockey	Barrier	Top Speed [km/h]	Fastest Section						Margin			Distance Travelled [m]
11	10	SECRET GLAMOUR	8	62.2	0:11.86	1:01.84 [12]	0:49.26 [13]	0:37.17 [13]	0:25.16 [13]	0:13.06 [13]	8.3L	0:37.17	+12	
		Tyler Schiller		800m	2200m	(0:12.58)	(0:12.09)	(0:12.01)	(0:12.10)	(0:13.06)				
12	6	SEAT OF POWER	9	63.0	0:11.49	1:03.29 [4]	0:50.59 [4]	0:38.14 [4]	0:25.82 [7]	0:13.41 [12]	8.5L	0:38.14	+10	
		Martin Harley		2200m	2200m	(0:12.70)	(0:12.45)	(0:12.32)	(0:12.41)	(0:13.41)				
13	12	THE FEARLESS ONE	1	61.8	0:11.85	1:03.94 [6]	0:51.11 [7]	0:39.00 [7]	0:27.04 [6]	0:14.52 [11]	14.8L	0:39.00	+2	
		Micheal Hellyer		800m	2200m	(0:12.83)	(0:12.11)	(0:11.96)	(0:12.52)	(0:14.52)				



Horse/Jockey Name	Zoumon
Final Rank	1
Fastest Section Time (Section)	0:11.59 (2200m)
Top Speed [km/h] (Section)	64.0 (Overall)
Race State	Finished



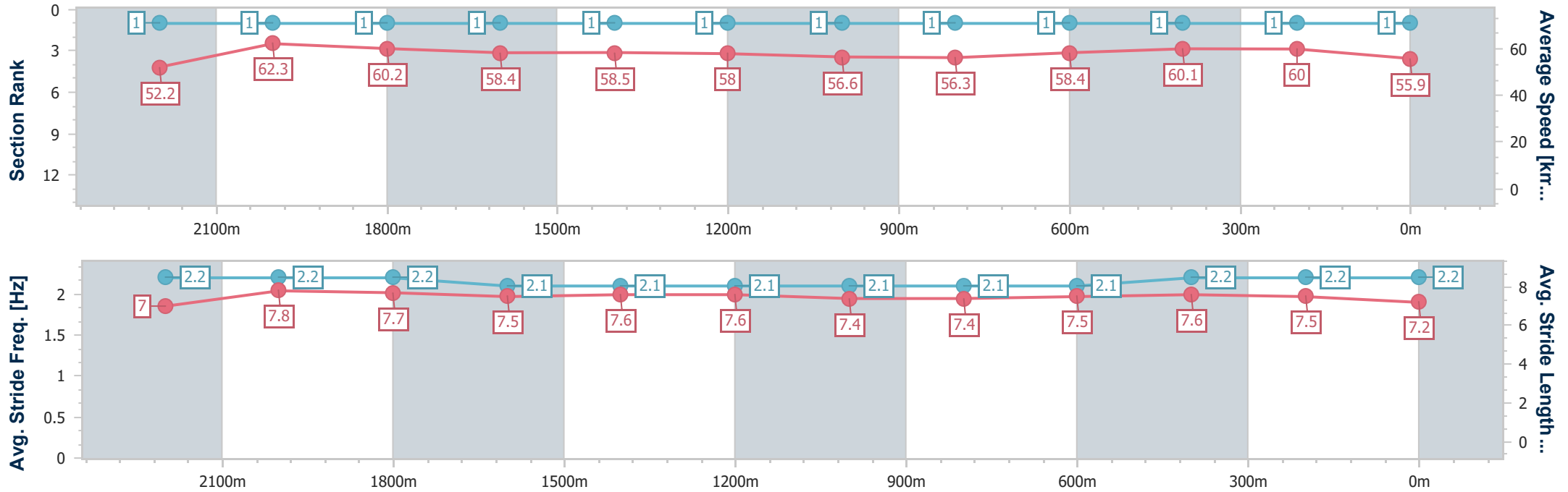
Sunshine Coast QLD Professional
Race 6: COASTAL VEHICLE SOLUTIONS CALOUNDRA CUP - LISTED - 2400m



01 July 2023 - 15:23

Track Rating: Good 4, Weather: Fine, Rail Position: True

Section	Overall	2200m	2000m	1800m	1600m	1400m	1200m	1000m	800m	600m	400m	200m
Section Times	2:29.26 [1] (0:13.80)	2:15.46 [1] (0:11.59)	2:03.87 [1] (0:11.91)	1:51.96 [1] (0:12.26)	1:39.70 [1] (0:12.35)	1:27.35 [1] (0:12.43)	1:14.92 [1] (0:12.77)	1:02.15 [1] (0:12.79)	0:49.36 [1] (0:12.41)	0:36.95 [1] (0:12.07)	0:24.88 [1] (0:12.00)	0:12.88 [1] (0:12.88)
Average Speed [km/h]	52.2	62.3	60.2	58.4	58.5	58.0	56.6	56.3	58.4	60.1	60.0	55.9
Top Speed [km/h]	64.0	63.9	60.8	60.2	58.9	59.2	57.2	57.6	60.0	60.8	60.9	58.6
Avg. Dist. to Rail [m]	11.6	2.5	0.7	0.6	1.0	1.3	1.4	1.1	1.0	1.0	1.6	2.7
Avg. Stride Freq. [Hz]	2.2	2.2	2.2	2.1	2.1	2.1	2.1	2.1	2.1	2.2	2.2	2.2
Avg. Stride Length [m]	7.0	7.8	7.7	7.5	7.6	7.6	7.4	7.4	7.5	7.6	7.5	7.2



- [] Ranking at each section and finish
- .-.- No data available at this section
- NA No data available



Horse/Jockey Name	Bois D'argent
Final Rank	2
Fastest Section Time (Section)	0:11.66 (2200m)
Top Speed [km/h] (Section)	62.0 (Overall)
Race State	Finished



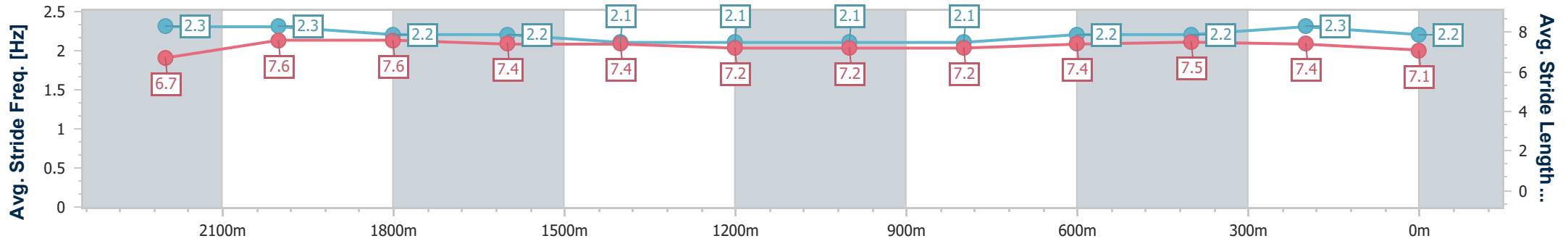
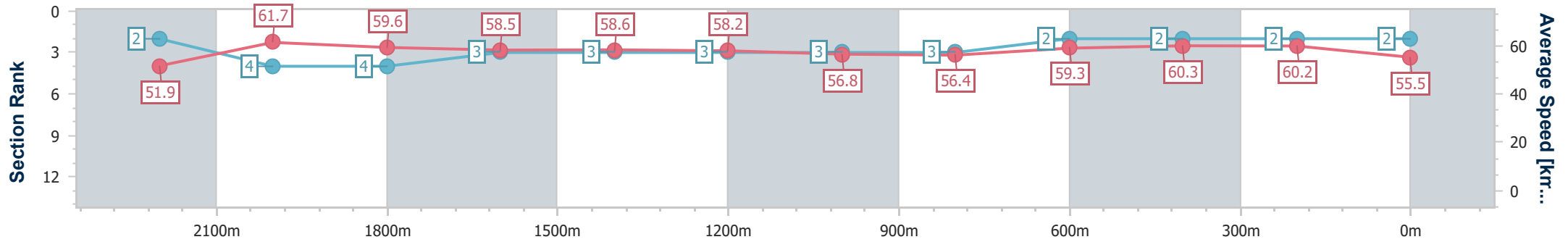
Sunshine Coast QLD Professional
Race 6: COASTAL VEHICLE SOLUTIONS CALOUNDRA CUP - LISTED - 2400m



01 July 2023 - 15:23

Track Rating: Good 4, Weather: Fine, Rail Position: True

Section	Overall	2200m	2000m	1800m	1600m	1400m	1200m	1000m	800m	600m	400m	200m
Section Times	2:29.44 [2] (0:13.87)	2:15.57 [2] (0:11.66)	2:03.91 [4] (0:12.02)	1:51.89 [4] (0:12.33)	1:39.56 [3] (0:12.34)	1:27.22 [3] (0:12.43)	1:14.79 [3] (0:12.72)	1:02.07 [3] (0:12.82)	0:49.25 [3] (0:12.24)	0:37.01 [2] (0:12.10)	0:24.91 [2] (0:11.95)	0:12.96 [2] (0:12.96)
Average Speed [km/h]	51.9	61.7	59.6	58.5	58.6	58.2	56.8	56.4	59.3	60.3	60.2	55.5
Top Speed [km/h]	62.0	62.0	60.9	60.7	59.1	59.2	57.5	57.5	61.0	60.8	61.6	58.5
Avg. Dist. to Rail [m]	3.4	1.0	1.3	0.8	2.0	2.2	2.3	2.1	1.4	1.8	4.1	4.1
Avg. Stride Freq. [Hz]	2.3	2.3	2.2	2.2	2.1	2.1	2.1	2.1	2.2	2.2	2.3	2.2
Avg. Stride Length [m]	6.7	7.6	7.6	7.4	7.4	7.2	7.2	7.2	7.4	7.5	7.4	7.1



- [] Ranking at each section and finish
- .-.- No data available at this section
- NA No data available



Horse/Jockey Name	Tappy's Lad
Final Rank	3
Fastest Section Time (Section)	0:11.86 (600m)
Top Speed [km/h] (Section)	63.1 (600m)
Race State	Finished



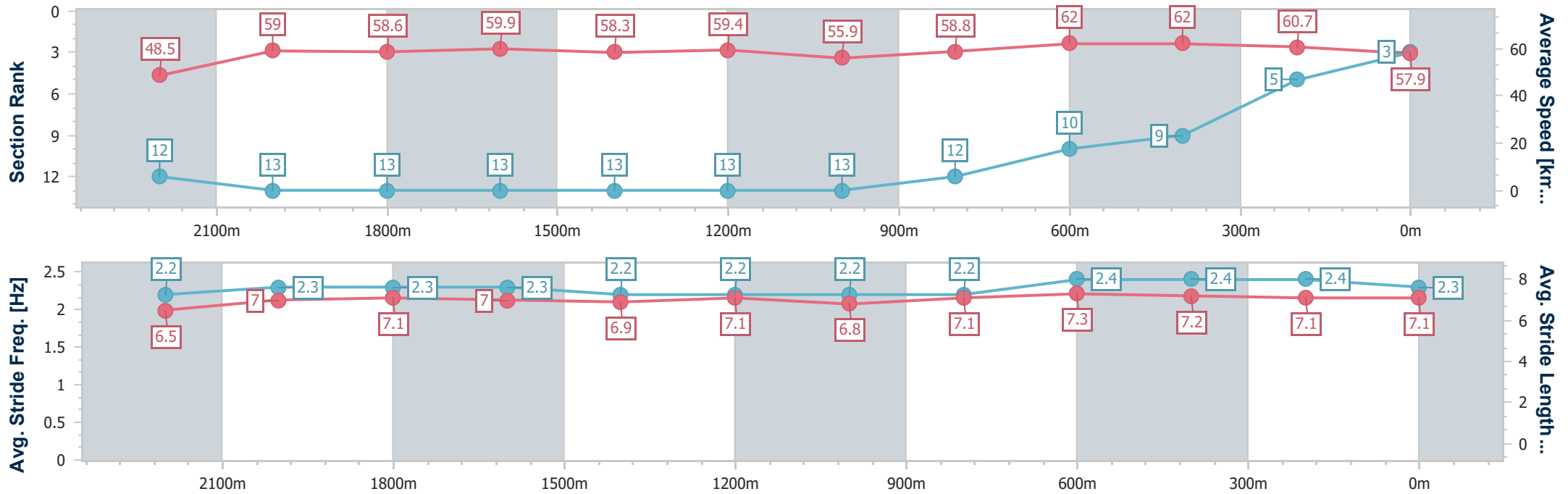
Sunshine Coast QLD Professional
Race 6: COASTAL VEHICLE SOLUTIONS CALOUNDRA CUP - LISTED - 2400m



01 July 2023 - 15:23

Track Rating: Good 4, Weather: Fine, Rail Position: True

Section	Overall	2200m	2000m	1800m	1600m	1400m	1200m	1000m	800m	600m	400m	200m
Section Times	2:29.50 [3] (0:14.91)	2:14.59 [12] (0:12.20)	2:02.39 [13] (0:12.31)	1:50.08 [13] (0:12.09)	1:37.99 [13] (0:12.46)	1:25.53 [13] (0:12.19)	1:13.34 [13] (0:12.91)	1:00.43 [13] (0:12.38)	0:48.05 [12] (0:11.88)	0:36.17 [10] (0:11.86)	0:24.31 [9] (0:11.87)	0:12.44 [5] (0:12.44)
Average Speed [km/h]	48.5	59.0	58.6	59.9	58.3	59.4	55.9	58.8	62.0	62.0	60.7	57.9
Top Speed [km/h]	58.1	60.1	59.6	61.0	60.9	60.5	57.0	61.1	63.1	63.1	61.8	59.8
Avg. Dist. to Rail [m]	12.2	1.8	0.7	1.0	2.4	2.9	2.9	4.3	4.1	3.7	7.2	8.0
Avg. Stride Freq. [Hz]	2.2	2.3	2.3	2.3	2.2	2.2	2.2	2.2	2.4	2.4	2.4	2.3
Avg. Stride Length [m]	6.5	7.0	7.1	7.0	6.9	7.1	6.8	7.1	7.3	7.2	7.1	7.1



- [] Ranking at each section and finish
- .-.- No data available at this section
- NA No data available



Horse/Jockey Name	Desert Icon
Final Rank	4
Fastest Section Time (Section)	0:11.52 (2200m)
Top Speed [km/h] (Section)	63.4 (2200m)
Race State	Finished



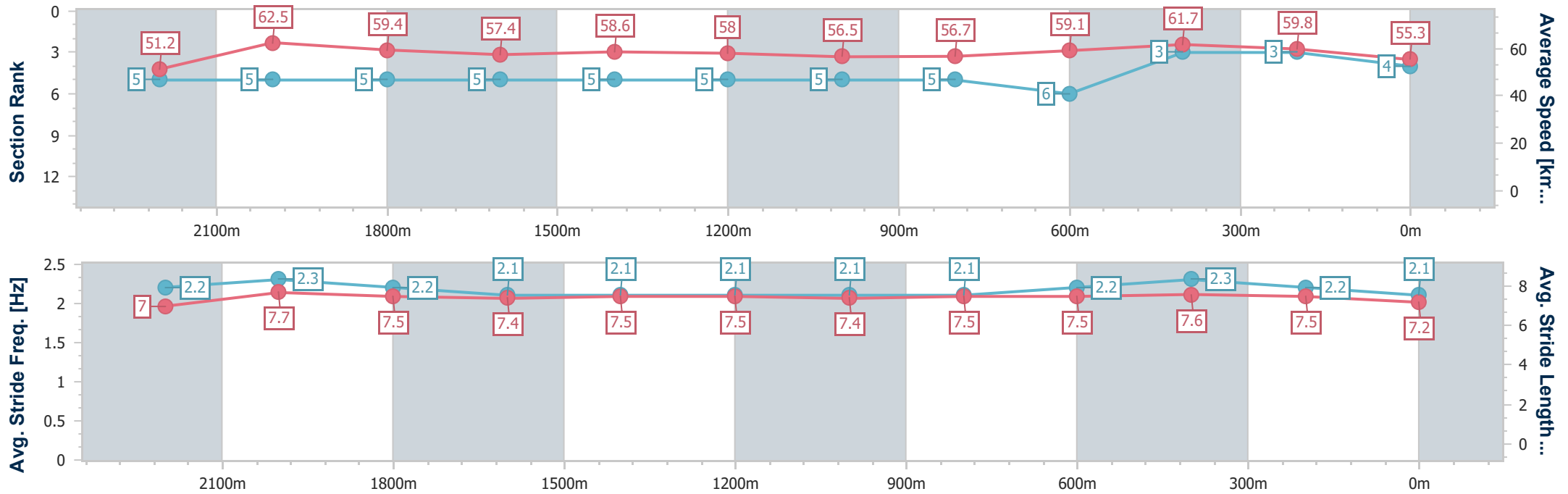
Sunshine Coast QLD Professional
Race 6: COASTAL VEHICLE SOLUTIONS CALOUNDRA CUP - LISTED - 2400m



01 July 2023 - 15:23

Track Rating: Good 4, Weather: Fine, Rail Position: True

Section	Overall	2200m	2000m	1800m	1600m	1400m	1200m	1000m	800m	600m	400m	200m
Section Times	2:29.90 [4] (0:14.07)	2:15.83 [5] (0:11.52)	2:04.31 [5] (0:12.11)	1:52.20 [5] (0:12.63)	1:39.57 [5] (0:12.31)	1:27.26 [5] (0:12.42)	1:14.84 [5] (0:12.76)	1:02.08 [5] (0:12.78)	0:49.30 [5] (0:12.37)	0:36.93 [6] (0:11.85)	0:25.08 [3] (0:12.05)	0:13.03 [3] (0:13.03)
Average Speed [km/h]	51.2	62.5	59.4	57.4	58.6	58.0	56.5	56.7	59.1	61.7	59.8	55.3
Top Speed [km/h]	63.4	63.4	61.1	59.2	59.9	59.5	57.1	58.0	62.2	62.8	61.5	57.6
Avg. Dist. to Rail [m]	2.9	0.6	0.5	1.1	0.7	0.6	0.8	1.9	2.7	2.7	4.3	5.3
Avg. Stride Freq. [Hz]	2.2	2.3	2.2	2.1	2.1	2.1	2.1	2.1	2.2	2.3	2.2	2.1
Avg. Stride Length [m]	7.0	7.7	7.5	7.4	7.5	7.5	7.4	7.5	7.5	7.6	7.5	7.2



- [] Ranking at each section and finish
- .-.- No data available at this section
- NA No data available



Horse/Jockey Name	Irish Sequel
Final Rank	5
Fastest Section Time (Section)	0:11.83 (400m)
Top Speed [km/h] (Section)	63.0 (600m)
Race State	Finished



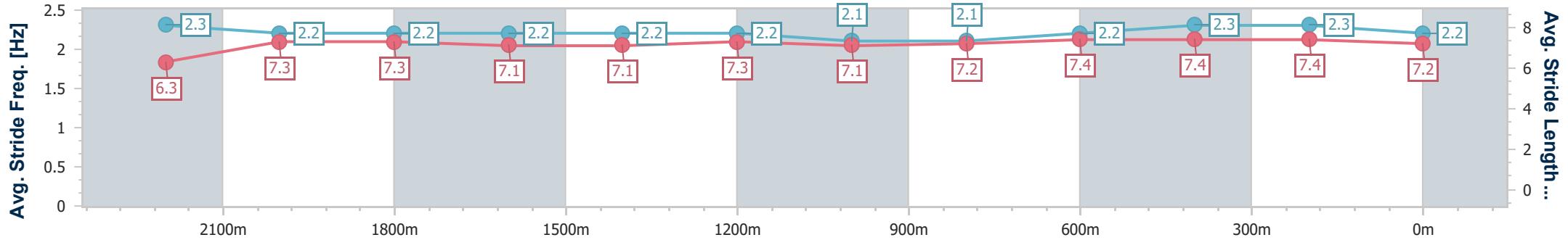
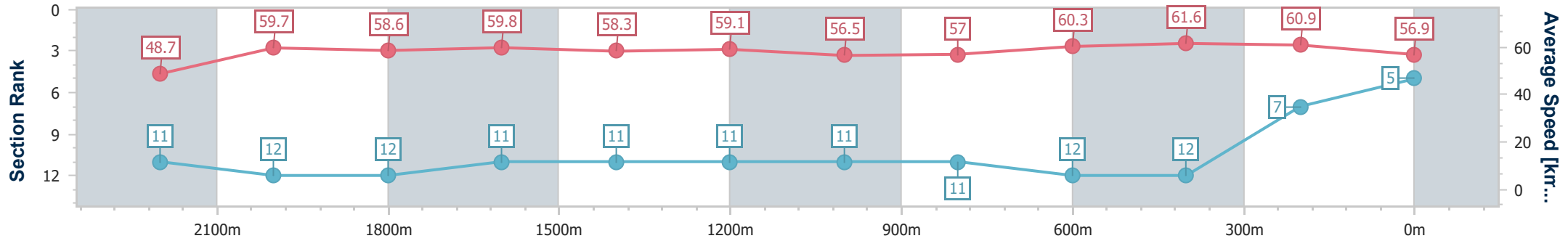
Sunshine Coast QLD Professional
Race 6: COASTAL VEHICLE SOLUTIONS CALOUNDRA CUP - LISTED - 2400m



01 July 2023 - 15:23

Track Rating: Good 4, Weather: Fine, Rail Position: True

Section	Overall	2200m	2000m	1800m	1600m	1400m	1200m	1000m	800m	600m	400m	200m
Section Times	2:29.91 [5] (0:14.79)	2:15.12 [11] (0:12.06)	2:03.06 [12] (0:12.29)	1:50.77 [12] (0:12.10)	1:38.67 [11] (0:12.42)	1:26.25 [11] (0:12.26)	1:13.99 [11] (0:12.78)	1:01.21 [11] (0:12.70)	0:48.51 [11] (0:12.12)	0:36.39 [12] (0:11.90)	0:24.49 [12] (0:11.83)	0:12.66 [7] (0:12.66)
Average Speed [km/h]	48.7	59.7	58.6	59.8	58.3	59.1	56.5	57.0	60.3	61.6	60.9	56.9
Top Speed [km/h]	60.4	60.4	59.5	61.0	59.9	59.9	57.3	58.3	63.0	63.0	61.8	59.7
Avg. Dist. to Rail [m]	4.8	0.5	0.3	0.9	2.1	2.3	2.5	2.4	2.6	3.1	8.5	9.6
Avg. Stride Freq. [Hz]	2.3	2.2	2.2	2.2	2.2	2.2	2.1	2.1	2.2	2.3	2.3	2.2
Avg. Stride Length [m]	6.3	7.3	7.3	7.1	7.1	7.3	7.1	7.2	7.4	7.4	7.4	7.2



- [] Ranking at each section and finish
- .-.- No data available at this section
- NA No data available



Horse/Jockey Name	Regal Lion
Final Rank	6
Fastest Section Time (Section)	0:11.90 (2200m)
Top Speed [km/h] (Section)	63.4 (600m)
Race State	Finished



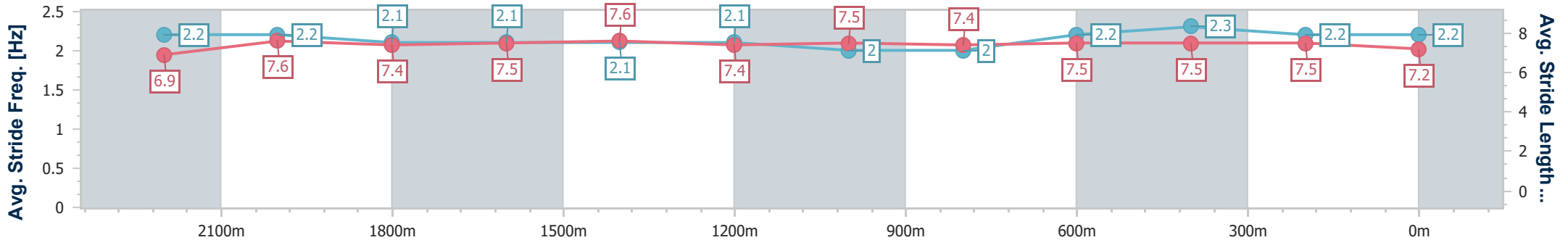
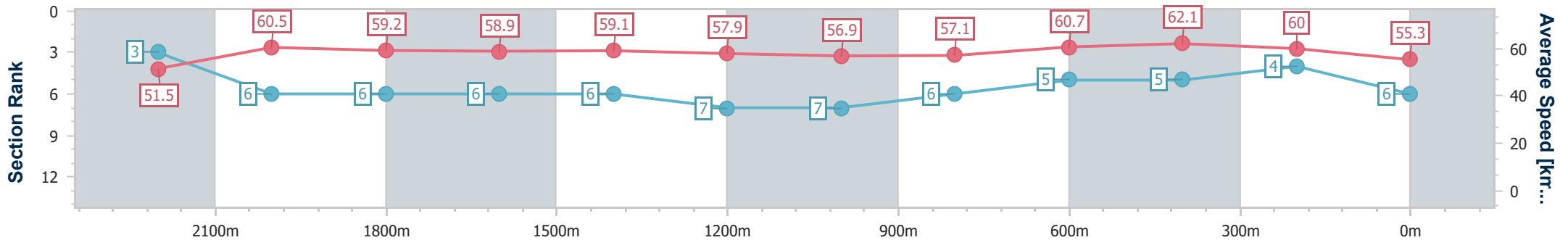
Sunshine Coast QLD Professional
 Race 6: COASTAL VEHICLE SOLUTIONS CALOUNDRA CUP - LISTED - 2400m



01 July 2023 - 15:23

Track Rating: Good 4, Weather: Fine, Rail Position: True

Section	Overall	2200m	2000m	1800m	1600m	1400m	1200m	1000m	800m	600m	400m	200m
Section Times	2:29.95 [6] (0:14.00)	2:15.95 [3] (0:11.90)	2:04.05 [6] (0:12.20)	1:51.85 [6] (0:12.39)	1:39.46 [6] (0:12.34)	1:27.12 [6] (0:12.55)	1:14.57 [7] (0:12.71)	1:01.86 [7] (0:12.72)	0:49.14 [6] (0:12.14)	0:37.00 [5] (0:11.98)	0:25.02 [5] (0:11.99)	0:13.03 [4] (0:13.03)
Average Speed [km/h]	51.5	60.5	59.2	58.9	59.1	57.9	56.9	57.1	60.7	62.1	60.0	55.3
Top Speed [km/h]	62.3	61.3	60.0	60.2	59.7	59.4	57.4	58.0	62.8	63.4	61.8	57.8
Avg. Dist. to Rail [m]	2.6	0.5	1.3	2.1	3.3	3.3	3.5	3.8	4.1	5.3	6.4	6.5
Avg. Stride Freq. [Hz]	2.2	2.2	2.1	2.1	2.1	2.1	2.0	2.0	2.2	2.3	2.2	2.2
Avg. Stride Length [m]	6.9	7.6	7.4	7.5	7.6	7.4	7.5	7.4	7.5	7.5	7.5	7.2



- [] Ranking at each section and finish
- .-.- No data available at this section
- NA No data available



Horse/Jockey Name	Warning
Final Rank	7
Fastest Section Time (Section)	0:11.42 (2200m)
Top Speed [km/h] (Section)	64.9 (2200m)
Race State	Finished



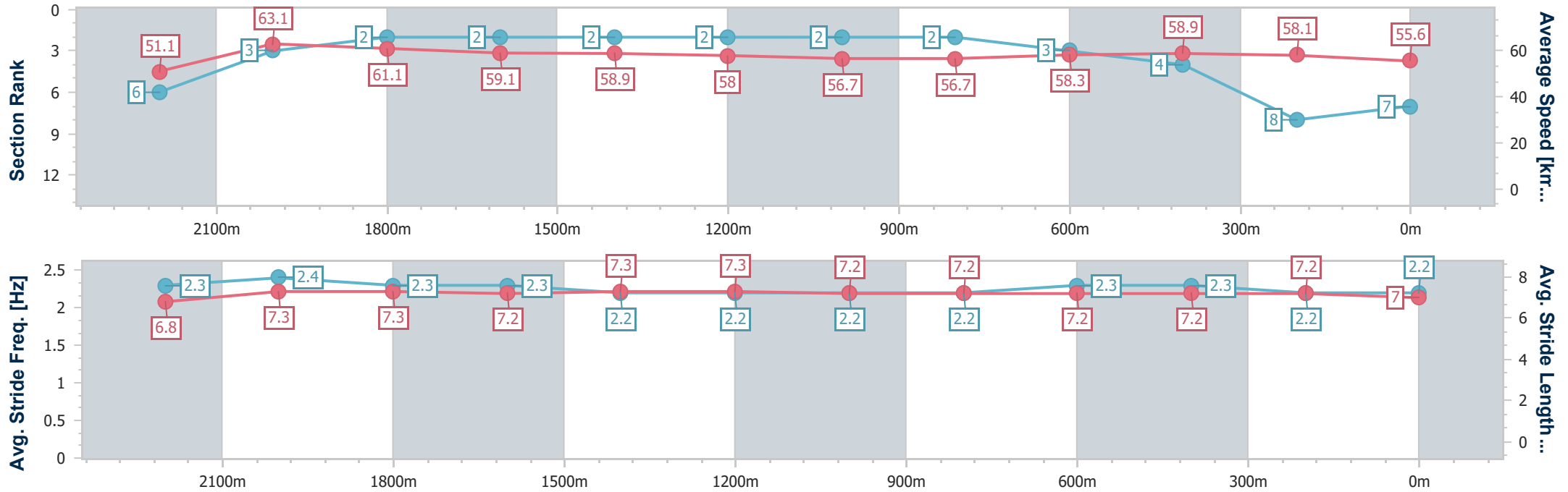
Sunshine Coast QLD Professional
Race 6: COASTAL VEHICLE SOLUTIONS CALOUNDRA CUP - LISTED - 2400m



01 July 2023 - 15:23

Track Rating: Good 4, Weather: Fine, Rail Position: True

Section	Overall	2200m	2000m	1800m	1600m	1400m	1200m	1000m	800m	600m	400m	200m
Section Times	2:30.20 [7] (0:14.09)	2:16.11 [6] (0:11.42)	2:04.69 [3] (0:11.82)	1:52.87 [2] (0:12.30)	1:40.57 [2] (0:12.34)	1:28.23 [2] (0:12.49)	1:15.74 [2] (0:12.73)	1:03.01 [2] (0:12.77)	0:50.24 [2] (0:12.52)	0:37.72 [3] (0:12.41)	0:25.31 [4] (0:12.37)	0:12.94 [8] (0:12.94)
Average Speed [km/h]	51.1	63.1	61.1	59.1	58.9	58.0	56.7	56.7	58.3	58.9	58.1	55.6
Top Speed [km/h]	63.7	64.9	62.0	60.8	59.3	59.1	57.9	57.0	59.3	59.3	59.1	57.2
Avg. Dist. to Rail [m]	11.2	4.7	2.4	1.6	2.6	2.6	2.6	2.5	2.1	2.7	3.1	2.6
Avg. Stride Freq. [Hz]	2.3	2.4	2.3	2.3	2.2	2.2	2.2	2.2	2.3	2.3	2.2	2.2
Avg. Stride Length [m]	6.8	7.3	7.3	7.2	7.3	7.3	7.2	7.2	7.2	7.2	7.2	7.0



- [] Ranking at each section and finish
- .-.- No data available at this section
- NA No data available



Horse/Jockey Name	Luncies
Final Rank	8
Fastest Section Time (Section)	0:11.86 (2200m)
Top Speed [km/h] (Section)	62.5 (2200m)
Race State	Finished



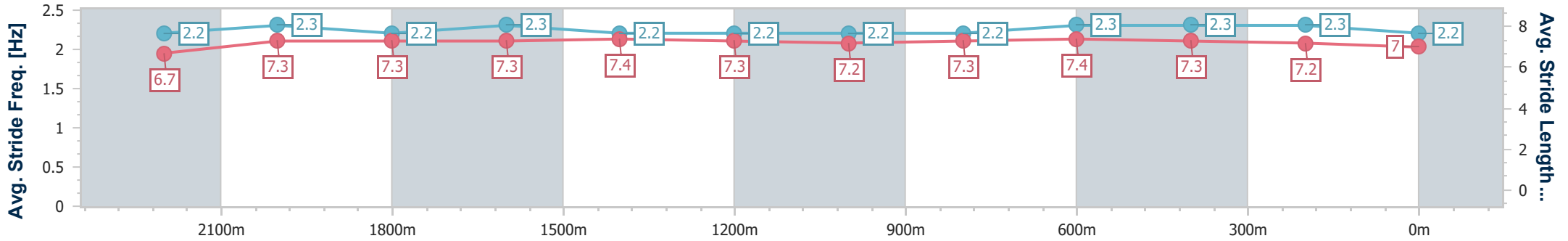
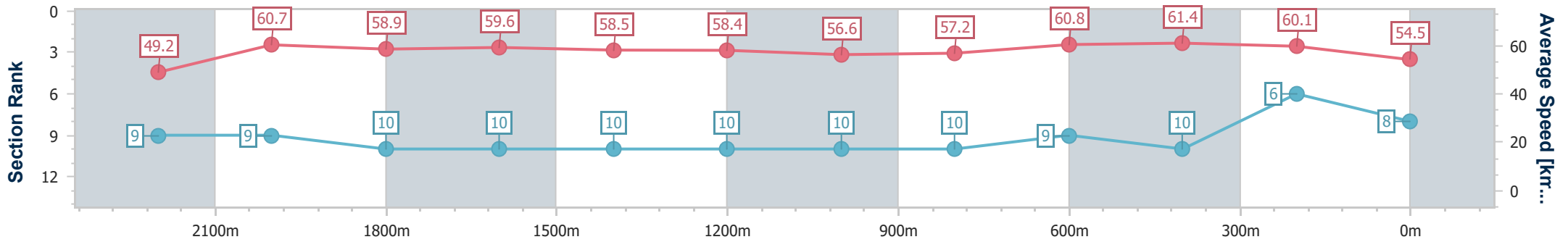
Sunshine Coast QLD Professional
Race 6: COASTAL VEHICLE SOLUTIONS CALOUNDRA CUP - LISTED - 2400m



01 July 2023 - 15:23

Track Rating: Good 4, Weather: Fine, Rail Position: True

Section	Overall	2200m	2000m	1800m	1600m	1400m	1200m	1000m	800m	600m	400m	200m
Section Times	2:30.41 [8] (0:14.66)	2:15.75 [9] (0:11.86)	2:03.89 [9] (0:12.27)	1:51.62 [10] (0:12.20)	1:39.42 [10] (0:12.42)	1:27.00 [10] (0:12.40)	1:14.60 [10] (0:12.77)	1:01.83 [10] (0:12.65)	0:49.18 [10] (0:12.07)	0:37.11 [9] (0:11.93)	0:25.18 [10] (0:11.96)	0:13.22 [6] (0:13.22)
Average Speed [km/h]	49.2	60.7	58.9	59.6	58.5	58.4	56.6	57.2	60.8	61.4	60.1	54.5
Top Speed [km/h]	60.4	62.5	59.6	60.7	59.5	59.7	57.9	58.7	62.4	62.4	61.3	58.1
Avg. Dist. to Rail [m]	10.9	1.1	0.6	1.6	2.5	2.5	2.9	2.9	2.8	2.9	5.3	6.7
Avg. Stride Freq. [Hz]	2.2	2.3	2.2	2.3	2.2	2.2	2.2	2.2	2.3	2.3	2.3	2.2
Avg. Stride Length [m]	6.7	7.3	7.3	7.3	7.4	7.3	7.2	7.3	7.4	7.3	7.2	7.0



- [] Ranking at each section and finish
- .-.- No data available at this section
- NA No data available



Horse/Jockey Name	Port Mourant
Final Rank	9
Fastest Section Time (Section)	0:11.86 (2200m)
Top Speed [km/h] (Section)	62.0 (2200m)
Race State	Finished



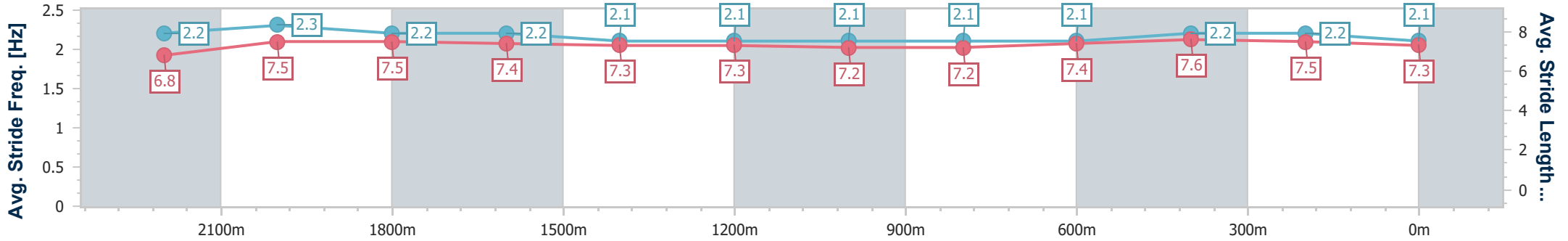
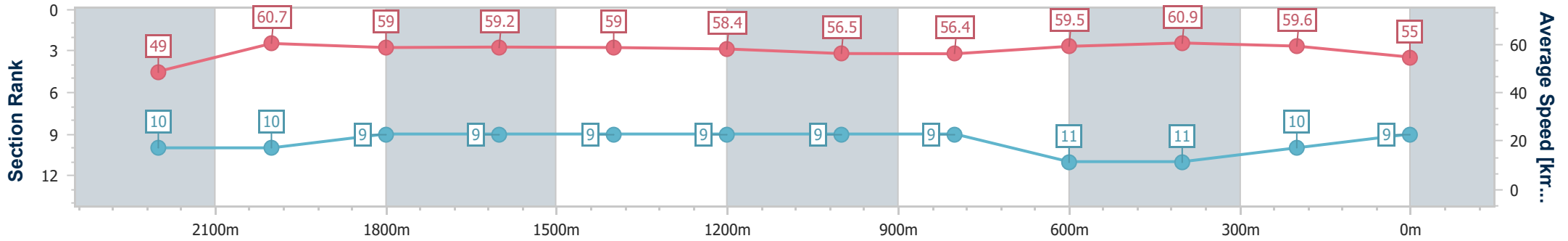
Sunshine Coast QLD Professional
Race 6: COASTAL VEHICLE SOLUTIONS CALOUNDRA CUP - LISTED - 2400m



01 July 2023 - 15:23

Track Rating: Good 4, Weather: Fine, Rail Position: True

Section	Overall	2200m	2000m	1800m	1600m	1400m	1200m	1000m	800m	600m	400m	200m
Section Times	2:30.54 [9] (0:14.71)	2:15.83 [10] (0:11.86)	2:03.97 [10] (0:12.17)	1:51.80 [9] (0:12.19)	1:39.61 [9] (0:12.31)	1:27.30 [9] (0:12.37)	1:14.93 [9] (0:12.78)	1:02.15 [9] (0:12.84)	0:49.31 [9] (0:12.20)	0:37.11 [11] (0:11.93)	0:25.18 [11] (0:12.09)	0:13.09 [10] (0:13.09)
Average Speed [km/h]	49.0	60.7	59.0	59.2	59.0	58.4	56.5	56.4	59.5	60.9	59.6	55.0
Top Speed [km/h]	60.4	62.0	59.6	60.7	60.1	60.3	56.8	57.5	61.5	61.6	60.2	58.8
Avg. Dist. to Rail [m]	4.6	0.3	0.4	0.7	1.9	2.2	2.2	2.2	1.5	1.5	6.7	8.8
Avg. Stride Freq. [Hz]	2.2	2.3	2.2	2.2	2.1	2.1	2.1	2.1	2.1	2.2	2.2	2.1
Avg. Stride Length [m]	6.8	7.5	7.5	7.4	7.3	7.3	7.2	7.2	7.4	7.6	7.5	7.3



- [] Ranking at each section and finish
- .-.- No data available at this section
- NA No data available



Horse/Jockey Name	Sneak Preview
Final Rank	10
Fastest Section Time (Section)	0:11.85 (2200m)
Top Speed [km/h] (Section)	62.6 (800m)
Race State	Finished



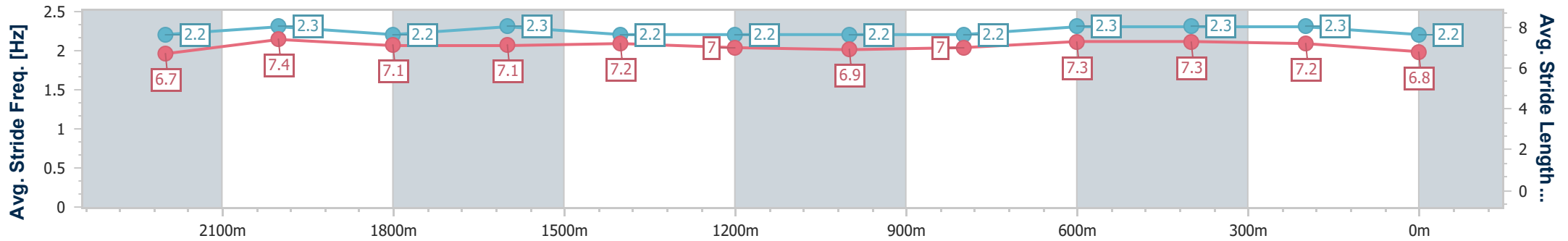
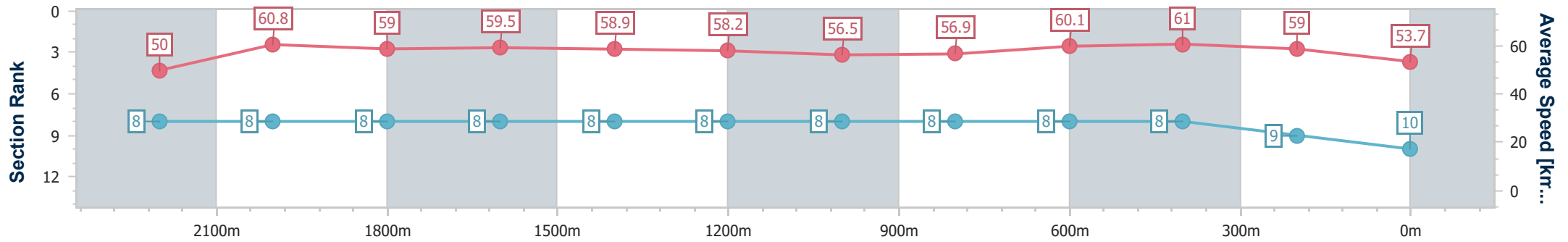
Sunshine Coast QLD Professional
 Race 6: COASTAL VEHICLE SOLUTIONS CALOUNDRA CUP - LISTED - 2400m



01 July 2023 - 15:23

Track Rating: Good 4, Weather: Fine, Rail Position: True

Section	Overall	2200m	2000m	1800m	1600m	1400m	1200m	1000m	800m	600m	400m	200m
Section Times	2:30.77 [10] (0:14.42)	2:16.35 [8] (0:11.85)	2:04.50 [8] (0:12.25)	1:52.25 [8] (0:12.24)	1:40.01 [8] (0:12.37)	1:27.64 [8] (0:12.46)	1:15.18 [8] (0:12.80)	1:02.38 [8] (0:12.73)	0:49.65 [8] (0:12.15)	0:37.50 [8] (0:11.87)	0:25.63 [8] (0:12.22)	0:13.41 [9] (0:13.41)
Average Speed [km/h]	50.0	60.8	59.0	59.5	58.9	58.2	56.5	56.9	60.1	61.0	59.0	53.7
Top Speed [km/h]	61.1	61.6	59.8	60.4	59.7	59.6	57.4	57.9	62.6	62.6	60.2	57.2
Avg. Dist. to Rail [m]	3.3	1.2	1.2	1.8	3.0	3.3	3.4	3.3	2.5	1.0	3.5	2.9
Avg. Stride Freq. [Hz]	2.2	2.3	2.2	2.3	2.2	2.2	2.2	2.2	2.3	2.3	2.3	2.2
Avg. Stride Length [m]	6.7	7.4	7.1	7.1	7.2	7.0	6.9	7.0	7.3	7.3	7.2	6.8



- [] Ranking at each section and finish
- .-.- No data available at this section
- NA No data available



Horse/Jockey Name	Secret Glamour
Final Rank	11
Fastest Section Time (Section)	0:11.86 (2200m)
Top Speed [km/h] (Section)	62.2 (800m)
Race State	Finished



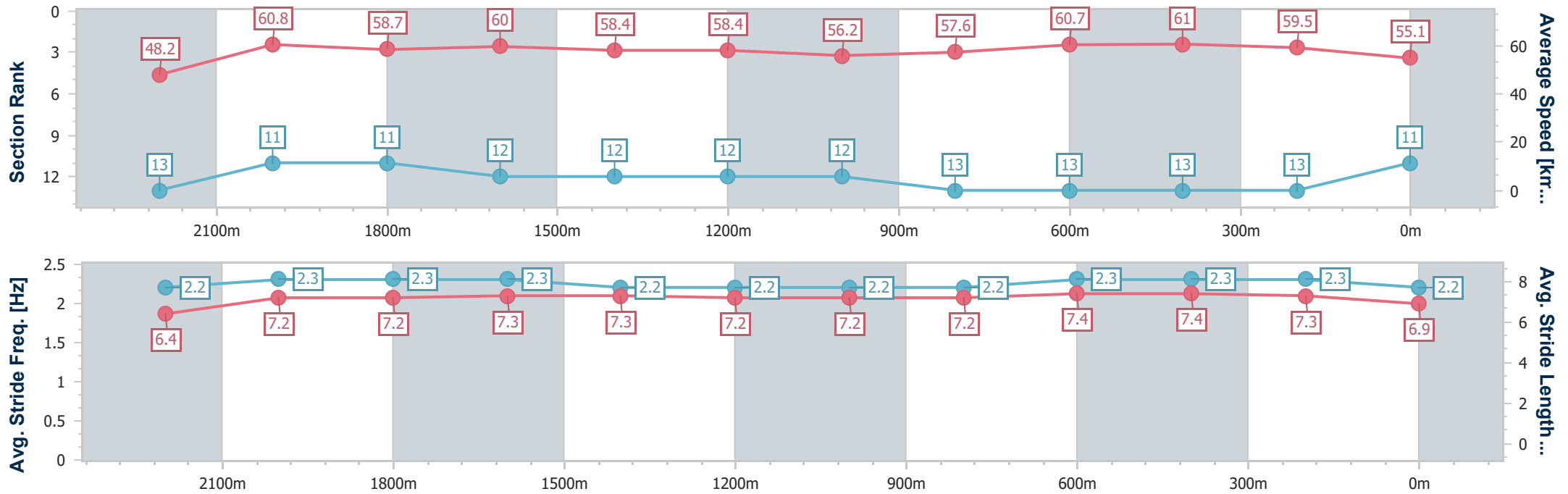
Sunshine Coast QLD Professional
Race 6: COASTAL VEHICLE SOLUTIONS CALOUNDRA CUP - LISTED - 2400m



01 July 2023 - 15:23

Track Rating: Good 4, Weather: Fine, Rail Position: True

Section	Overall	2200m	2000m	1800m	1600m	1400m	1200m	1000m	800m	600m	400m	200m
Section Times	2:30.84 [11] (0:14.96)	2:15.88 [13] (0:11.86)	2:04.02 [11] (0:12.30)	1:51.72 [11] (0:12.12)	1:39.60 [12] (0:12.45)	1:27.15 [12] (0:12.45)	1:14.70 [12] (0:12.86)	1:01.84 [12] (0:12.58)	0:49.26 [13] (0:12.09)	0:37.17 [13] (0:12.01)	0:25.16 [13] (0:12.10)	0:13.06 [13] (0:13.06)
Average Speed [km/h]	48.2	60.8	58.7	60.0	58.4	58.4	56.2	57.6	60.7	61.0	59.5	55.1
Top Speed [km/h]	59.9	61.8	59.6	61.5	60.1	59.5	57.4	60.0	62.2	62.1	60.2	58.0
Avg. Dist. to Rail [m]	6.1	1.1	1.1	1.8	3.1	3.5	4.3	3.9	3.0	2.9	7.5	7.1
Avg. Stride Freq. [Hz]	2.2	2.3	2.3	2.3	2.2	2.2	2.2	2.2	2.3	2.3	2.3	2.2
Avg. Stride Length [m]	6.4	7.2	7.2	7.3	7.3	7.2	7.2	7.2	7.4	7.4	7.3	6.9



- [] Ranking at each section and finish
- .-.- No data available at this section
- NA No data available



Horse/Jockey Name	Seat Of Power
Final Rank	12
Fastest Section Time (Section)	0:11.49 (2200m)
Top Speed [km/h] (Section)	63.0 (2200m)
Race State	Finished



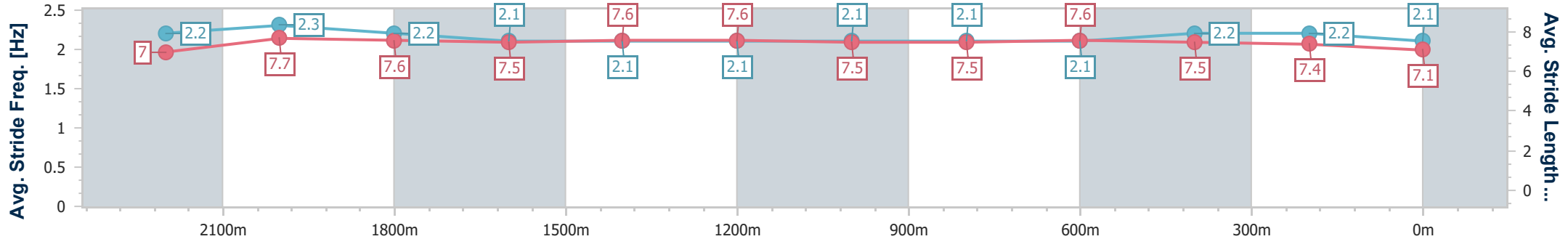
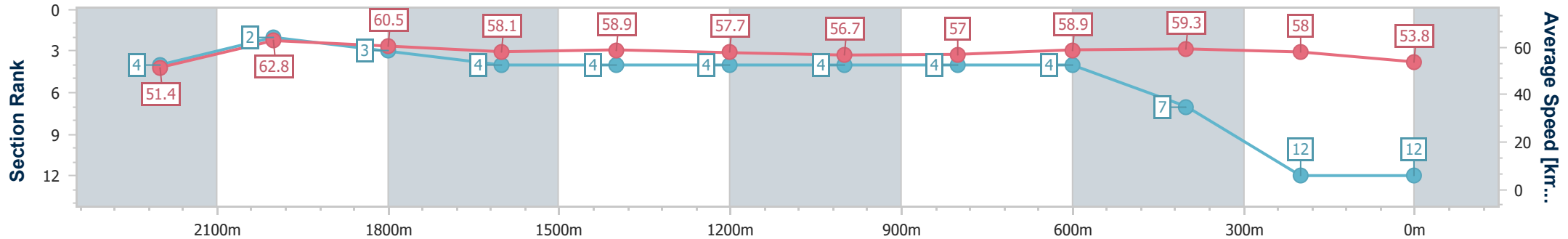
Sunshine Coast QLD Professional
Race 6: COASTAL VEHICLE SOLUTIONS CALOUNDRA CUP - LISTED - 2400m



01 July 2023 - 15:23

Track Rating: Good 4, Weather: Fine, Rail Position: True

Section	Overall	2200m	2000m	1800m	1600m	1400m	1200m	1000m	800m	600m	400m	200m
Section Times	2:30.90 [12] (0:14.02)	2:16.88 [4] (0:11.49)	2:05.39 [2] (0:11.91)	1:53.48 [3] (0:12.49)	1:40.99 [4] (0:12.38)	1:28.61 [4] (0:12.56)	1:16.05 [4] (0:12.76)	1:03.29 [4] (0:12.70)	0:50.59 [4] (0:12.45)	0:38.14 [4] (0:12.32)	0:25.82 [7] (0:12.41)	0:13.41 [12] (0:13.41)
Average Speed [km/h]	51.4	62.8	60.5	58.1	58.9	57.7	56.7	57.0	58.9	59.3	58.0	53.8
Top Speed [km/h]	62.5	63.0	62.0	59.8	59.5	58.6	57.9	57.7	60.7	59.9	59.2	56.5
Avg. Dist. to Rail [m]	9.3	3.3	1.2	1.4	3.2	3.3	3.4	3.2	2.6	2.8	4.9	5.8
Avg. Stride Freq. [Hz]	2.2	2.3	2.2	2.1	2.1	2.1	2.1	2.1	2.1	2.2	2.2	2.1
Avg. Stride Length [m]	7.0	7.7	7.6	7.5	7.6	7.6	7.5	7.5	7.6	7.5	7.4	7.1



- [] Ranking at each section and finish
- .-.- No data available at this section
- NA No data available



Horse/Jockey Name	The Fearless One
Final Rank	13
Fastest Section Time (Section)	0:11.85 (2200m)
Top Speed [km/h] (Section)	61.8 (800m)
Race State	Finished



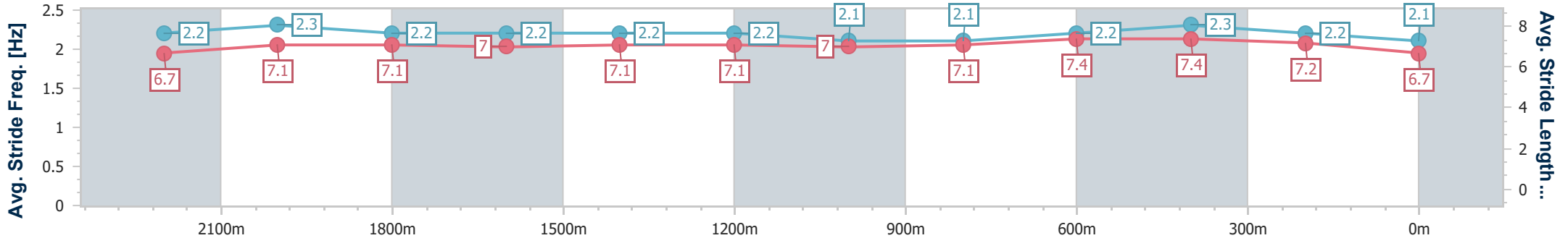
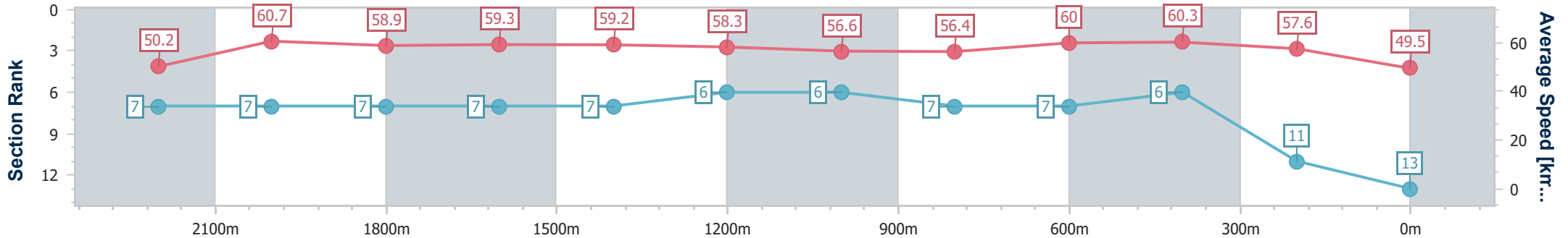
Sunshine Coast QLD Professional
 Race 6: COASTAL VEHICLE SOLUTIONS CALOUNDRA CUP - LISTED - 2400m



01 July 2023 - 15:23

Track Rating: Good 4, Weather: Fine, Rail Position: True

Section	Overall	2200m	2000m	1800m	1600m	1400m	1200m	1000m	800m	600m	400m	200m
Section Times	2:32.00 [13] (0:14.37)	2:17.63 [7] (0:11.85)	2:05.78 [7] (0:12.22)	1:53.56 [7] (0:12.20)	1:41.36 [7] (0:12.24)	1:29.12 [7] (0:12.41)	1:16.71 [6] (0:12.77)	1:03.94 [6] (0:12.83)	0:51.11 [7] (0:12.11)	0:39.00 [7] (0:11.96)	0:27.04 [6] (0:12.52)	0:14.52 [11] (0:14.52)
Average Speed [km/h]	50.2	60.7	58.9	59.3	59.2	58.3	56.6	56.4	60.0	60.3	57.6	49.5
Top Speed [km/h]	61.2	61.3	59.5	60.0	59.9	59.8	57.1	57.6	61.8	61.8	58.7	55.6
Avg. Dist. to Rail [m]	2.0	0.4	0.2	0.7	2.0	2.4	2.7	2.5	1.3	0.4	1.5	3.9
Avg. Stride Freq. [Hz]	2.2	2.3	2.2	2.2	2.2	2.2	2.1	2.1	2.2	2.3	2.2	2.1
Avg. Stride Length [m]	6.7	7.1	7.1	7.0	7.1	7.1	7.0	7.1	7.4	7.4	7.2	6.7



- [] Ranking at each section and finish
- .-.- No data available at this section
- NA No data available