



Aquis Park Gold Coast Poly QLD Professional

Race 7: WILKINSON SEAFOOD BENCHMARK 60 Handicap - 1540m

01 July 2023 - 16:19



Track Rating: Synthetic , Weather: Fine, Rail Position: True

Section		Overall	1400m	1200m	1000m	800m	600m	400m	Last 600m				
Field Times		1:33.84 (0:10.43)	1:23.41 (0:11.73)	1:11.68 (0:11.97)	0:59.71 (0:12.66)	0:47.05 (0:12.53)	0:34.52 (0:11.42)	0:23.10 (0:11.43)	0:34.52				
Rank	TAB Horse/Jockey	Barrier	Top Speed [km/h]	Fastest Section									Distance Travelled [m]
1	2 PERNELL Jai Williams	12	65.7	0:10.79	1:33.84 [1] (0:10.79)	1:23.05 [7] (0:12.14)	1:10.91 [8] (0:12.39)	0:58.52 [8] (0:12.27)	0:46.25 [8] (0:12.22)	0:34.03 [7] (0:11.14)	0:22.89 [4] (0:11.46)	0:34.03	
2	11 ALL'S FAIR Rikki Jamieson	4	64.5	0:10.46	1:33.89 [2] (0:10.46)	1:23.43 [2] (0:11.74)	1:11.69 [2] (0:11.93)	0:59.76 [1] (0:12.66)	0:47.10 [1] (0:12.54)	0:34.56 [2] (0:11.41)	0:23.15 [1] (0:11.43)	0:34.56	-2
3	9 PALATIAL PRINCE Matthew McGillivray	9	65.7	0:10.60	1:34.33 [3] (0:10.60)	1:23.73 [5] (0:12.11)	1:11.62 [7] (0:12.47)	0:59.15 [7] (0:12.40)	0:46.75 [7] (0:12.10)	0:34.65 [5] (0:11.36)	0:23.29 [6] (0:11.55)	0:34.65	+6
4	7 ALL THE SHOPS Josh Adams	5	64.9	0:10.58	1:34.57 [4] (0:10.58)	1:23.99 [4] (0:11.95)	1:12.04 [5] (0:12.08)	0:59.96 [4] (0:12.65)	0:47.31 [4] (0:12.29)	0:35.02 [3] (0:11.39)	0:23.63 [3] (0:11.62)	0:35.02	+2
5	4 DOM TYCOON Bailey Wheeler	1	65.0	0:10.47	1:34.67 [5] (0:10.47)	1:24.20 [3] (0:11.69)	1:12.51 [1] (0:12.34)	1:00.17 [3] (0:12.65)	0:47.52 [3] (0:12.47)	0:35.05 [4] (0:11.35)	0:23.70 [5] (0:11.69)	0:35.05	-1
6	12 ROSATO Casey Waddell	6	64.5	0:10.43	1:34.97 [6] (0:10.43)	1:24.54 [1] (0:11.82)	1:12.72 [3] (0:11.90)	1:00.82 [2] (0:12.74)	0:48.08 [2] (0:12.43)	0:35.65 [1] (0:11.42)	0:24.23 [1] (0:11.74)	0:35.65	+2
7	1 AGENT OF MAYHEM Noel Callow	8	64.0	0:10.91	1:34.99 [7] (0:10.91)	1:24.08 [8] (0:11.73)	1:12.35 [6] (0:12.27)	1:00.08 [6] (0:12.47)	0:47.61 [5] (0:12.34)	0:35.27 [6] (0:11.57)	0:23.70 [7] (0:11.57)	0:35.27	+2
8	5 PEAK ROAD Danny Peisley	3	64.6	0:10.65	1:35.08 [8] (0:10.65)	1:24.43 [6] (0:11.86)	1:12.57 [4] (0:12.35)	1:00.22 [5] (0:12.61)	0:47.61 [6] (0:12.35)	0:35.26 [8] (0:11.49)	0:23.77 [8] (0:11.69)	0:35.26	-1

Scratched: Birmingham (#3), Torque Leica Star (#10), Freddie (#6), Selfie Time (#8)

Track Rating: Synthetic , Weather: Fine, Rail Position: True

Section				200m				Last 600m	
Field Times				0:11.67 (0:11.67)				0:34.52	
Rank	TAB	Horse/Jockey	Barrier	Top Speed [km/h]	Fastest Section	Margin			Distance Travelled [m]
1	2	PERNELL Jai Williams	12	65.7 600m	0:10.79 Overall	0:11.43 [2] (0:11.43)	1:33.84		0:34.03
2	11	ALL'S FAIR Rikki Jamieson	4	64.5 600m	0:10.46 Overall	0:11.72 [1] (0:11.72)	0.2L		0:34.56 -2
3	9	PALATIAL PRINCE Matthew McGillivray	9	65.7 600m	0:10.60 Overall	0:11.74 [5] (0:11.74)	2.7L		0:34.65 +6
4	7	ALL THE SHOPS Josh Adams	5	64.9 600m	0:10.58 Overall	0:12.01 [4] (0:12.01)	4L		0:35.02 +2
5	4	DOM TYCOON Bailey Wheeler	1	65.0 600m	0:10.47 Overall	0:12.01 [6] (0:12.01)	4.5L		0:35.05 -1
6	12	ROSATO Casey Waddell	6	64.5 600m	0:10.43 Overall	0:12.49 [3] (0:12.49)	6.3L		0:35.65 +2
7	1	AGENT OF MAYHEM Noel Callow	8	64.0 600m	0:10.91 Overall	0:12.13 [7] (0:12.13)	6.4L		0:35.27 +2
8	5	PEAK ROAD Danny Peisley	3	64.6 600m	0:10.65 Overall	0:12.08 [8] (0:12.08)	6.9L		0:35.26 -1

Scratched: Birmingham (#3), Torque Leica Star (#10), Freddie (#6), Selfie Time (#8)



Horse/Jockey Name	Pernell
Final Rank	1
Fastest Section Time (Section)	0:10.79 (Overall)
Top Speed [km/h] (Section)	65.7 (600m)
Race State	Finished



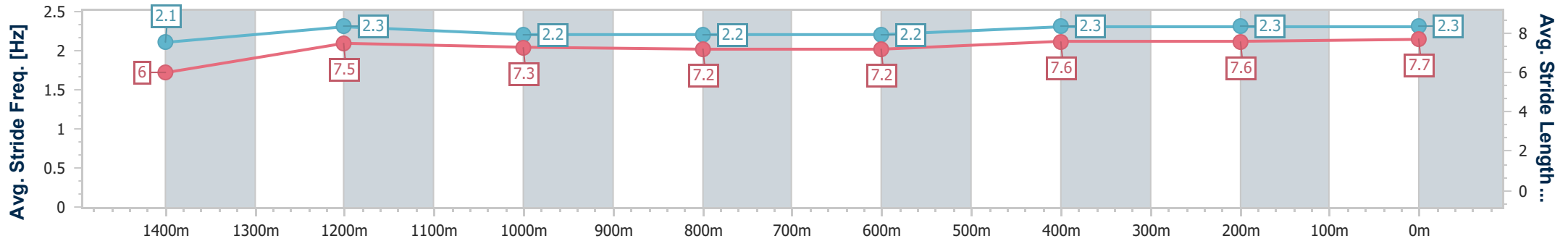
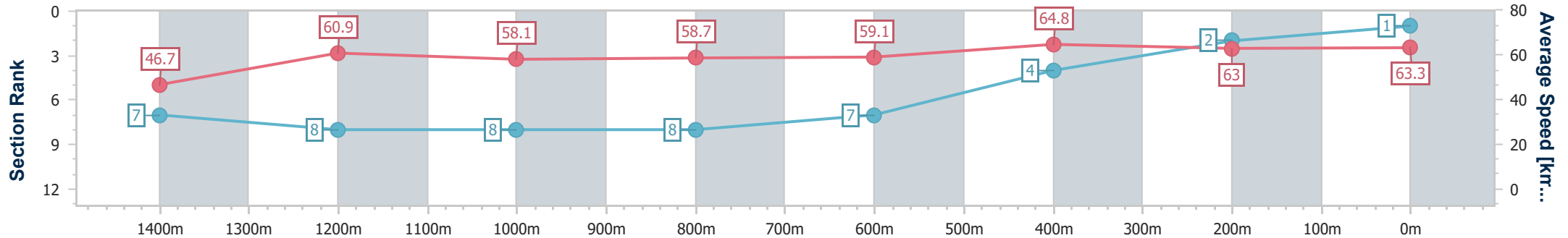
Aquis Park Gold Coast Poly QLD Professional
Race 7: WILKINSON SEAFOOD BENCHMARK 60 Handicap - 1540m



01 July 2023 - 16:19

Track Rating: Synthetic , Weather: Fine, Rail Position: True

Section	Overall	1400m	1200m	1000m	800m	600m	400m	200m
Section Times	1:33.84 [1] (0:10.79)	1:23.05 [7] (0:12.14)	1:10.91 [8] (0:12.39)	0:58.52 [8] (0:12.27)	0:46.25 [8] (0:12.22)	0:34.03 [7] (0:11.14)	0:22.89 [4] (0:11.46)	0:11.43 [2] (0:11.43)
Average Speed [km/h]	46.7	60.9	58.1	58.7	59.1	64.8	63.0	63.3
Top Speed [km/h]	60.3	62.7	59.6	61.0	63.3	65.7	64.0	64.0
Avg. Dist. to Rail [m]	8.4	3.1	1.0	0.6	0.5	0.8	2.0	1.3
Avg. Stride Freq. [Hz]	2.1	2.3	2.2	2.2	2.2	2.3	2.3	2.3
Avg. Stride Length [m]	6.0	7.5	7.3	7.2	7.2	7.6	7.6	7.7



- [] Ranking at each section and finish
- .-.- No data available at this section
- NA No data available



Horse/Jockey Name	All's Fair
Final Rank	2
Fastest Section Time (Section)	0:10.46 (Overall)
Top Speed [km/h] (Section)	64.5 (600m)
Race State	Finished



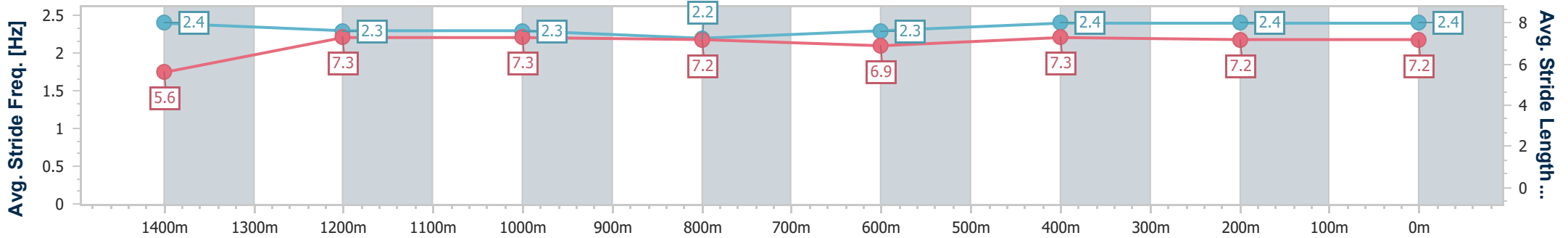
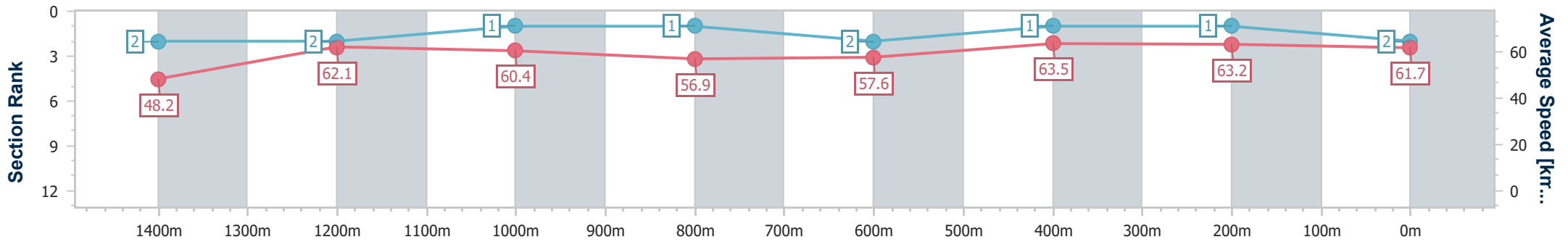
Aquis Park Gold Coast Poly QLD Professional
 Race 7: WILKINSON SEAFOOD BENCHMARK 60 Handicap - 1540m



01 July 2023 - 16:19

Track Rating: Synthetic , Weather: Fine, Rail Position: True

Section	Overall	1400m	1200m	1000m	800m	600m	400m	200m
Section Times	1:33.89 [2] (0:10.46)	1:23.43 [2] (0:11.74)	1:11.69 [2] (0:11.93)	0:59.76 [1] (0:12.66)	0:47.10 [1] (0:12.54)	0:34.56 [2] (0:11.41)	0:23.15 [1] (0:11.43)	0:11.72 [1] (0:11.72)
Average Speed [km/h]	48.2	62.1	60.4	56.9	57.6	63.5	63.2	61.7
Top Speed [km/h]	63.7	63.7	62.4	58.1	61.7	64.5	64.2	63.0
Avg. Dist. to Rail [m]	4.5	1.4	0.9	0.6	0.6	1.3	1.7	3.2
Avg. Stride Freq. [Hz]	2.4	2.3	2.3	2.2	2.3	2.4	2.4	2.4
Avg. Stride Length [m]	5.6	7.3	7.3	7.2	6.9	7.3	7.2	7.2



- [] Ranking at each section and finish
- .-.- No data available at this section
- NA No data available



Horse/Jockey Name	Palatial Prince
Final Rank	3
Fastest Section Time (Section)	0:10.60 (Overall)
Top Speed [km/h] (Section)	65.7 (600m)
Race State	Finished



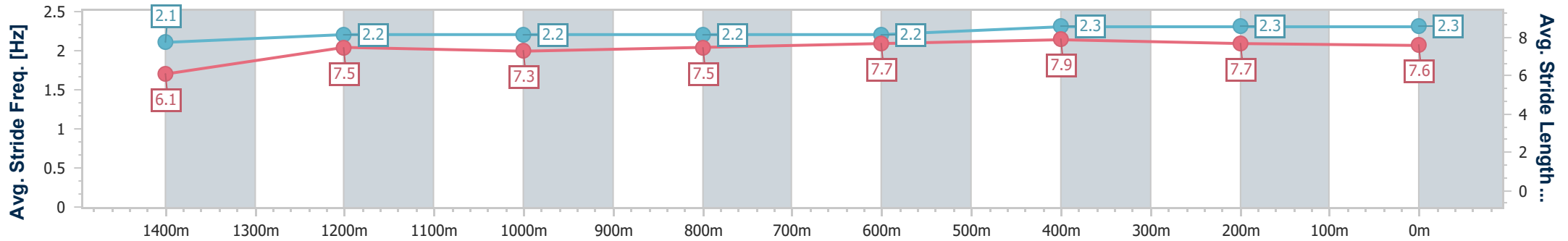
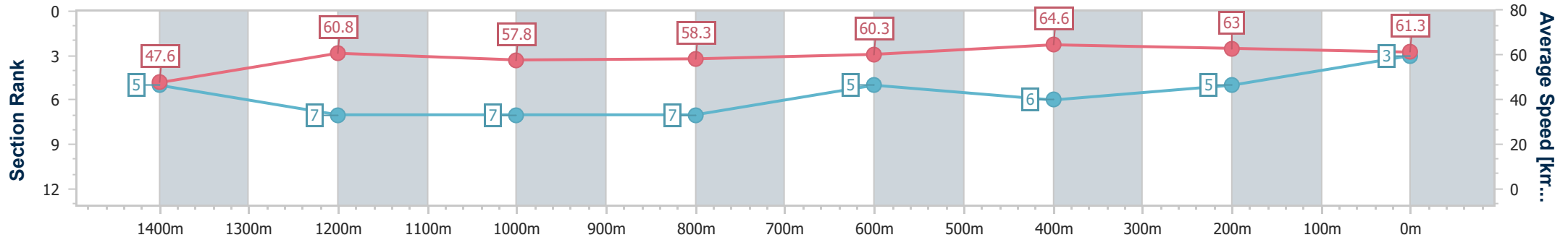
Aquis Park Gold Coast Poly QLD Professional
Race 7: WILKINSON SEAFOOD BENCHMARK 60 Handicap - 1540m



01 July 2023 - 16:19

Track Rating: Synthetic , Weather: Fine, Rail Position: True

Section	Overall	1400m	1200m	1000m	800m	600m	400m	200m
Section Times	1:34.33 [3] (0:10.60)	1:23.73 [5] (0:12.11)	1:11.62 [7] (0:12.47)	0:59.15 [7] (0:12.40)	0:46.75 [7] (0:12.10)	0:34.65 [5] (0:11.36)	0:23.29 [6] (0:11.55)	0:11.74 [5] (0:11.74)
Average Speed [km/h]	47.6	60.8	57.8	58.3	60.3	64.6	63.0	61.3
Top Speed [km/h]	60.8	63.3	60.2	59.9	65.6	65.7	64.5	63.4
Avg. Dist. to Rail [m]	6.7	2.8	2.6	2.0	2.6	3.6	6.5	9.5
Avg. Stride Freq. [Hz]	2.1	2.2	2.2	2.2	2.2	2.3	2.3	2.3
Avg. Stride Length [m]	6.1	7.5	7.3	7.5	7.7	7.9	7.7	7.6



- [] Ranking at each section and finish
- .-.- No data available at this section
- NA No data available



Horse/Jockey Name	All The Shops
Final Rank	4
Fastest Section Time (Section)	0:10.58 (Overall)
Top Speed [km/h] (Section)	64.9 (600m)
Race State	Finished



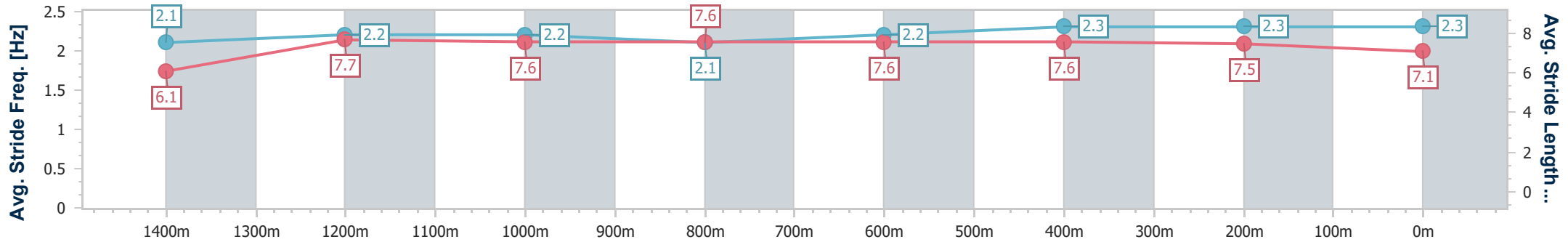
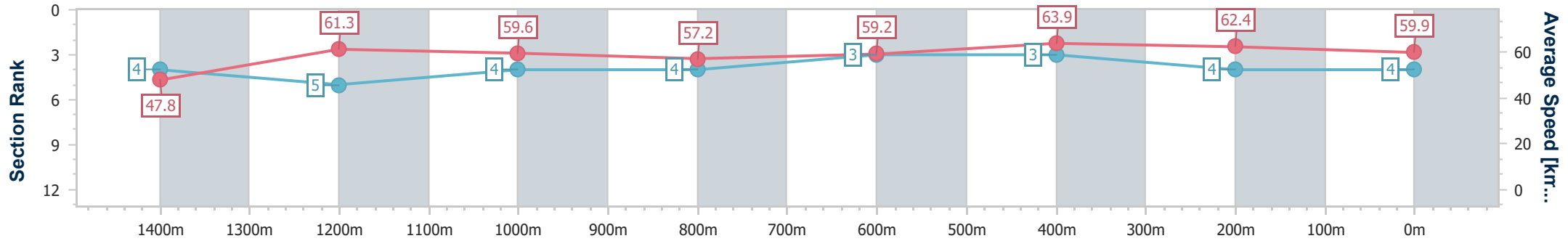
Aquis Park Gold Coast Poly QLD Professional
 Race 7: WILKINSON SEAFOOD BENCHMARK 60 Handicap - 1540m



01 July 2023 - 16:19

Track Rating: Synthetic , Weather: Fine, Rail Position: True

Section	Overall	1400m	1200m	1000m	800m	600m	400m	200m
Section Times	1:34.57 [4] (0:10.58)	1:23.99 [4] (0:11.95)	1:12.04 [5] (0:12.08)	0:59.96 [4] (0:12.65)	0:47.31 [4] (0:12.29)	0:35.02 [3] (0:11.39)	0:23.63 [3] (0:11.62)	0:12.01 [4] (0:12.01)
Average Speed [km/h]	47.8	61.3	59.6	57.2	59.2	63.9	62.4	59.9
Top Speed [km/h]	62.3	63.3	60.9	58.9	63.3	64.9	63.5	63.7
Avg. Dist. to Rail [m]	5.8	2.5	2.4	1.9	2.0	2.5	5.1	8.4
Avg. Stride Freq. [Hz]	2.1	2.2	2.2	2.1	2.2	2.3	2.3	2.3
Avg. Stride Length [m]	6.1	7.7	7.6	7.6	7.6	7.6	7.5	7.1



- [] Ranking at each section and finish
- .-.- No data available at this section
- NA No data available



Horse/Jockey Name	Dom Tycoon
Final Rank	5
Fastest Section Time (Section)	0:10.47 (Overall)
Top Speed [km/h] (Section)	65.0 (600m)
Race State	Finished



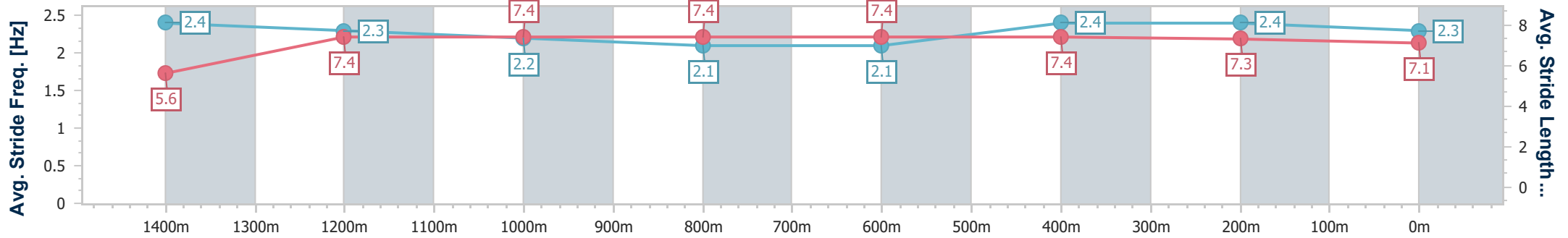
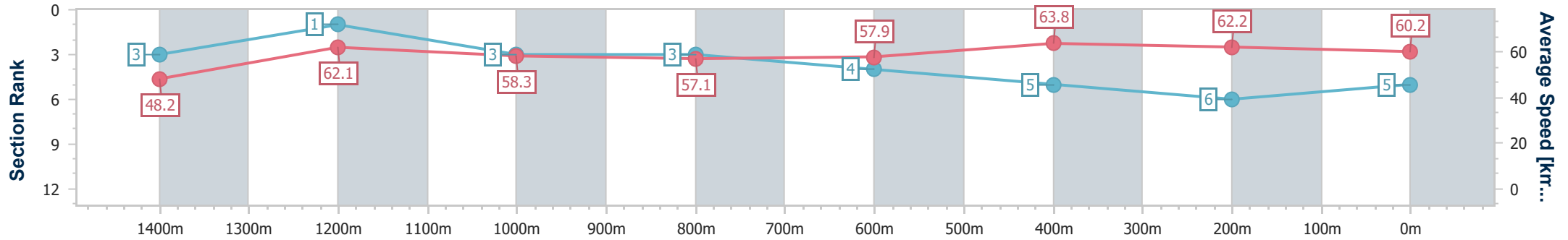
Aquis Park Gold Coast Poly QLD Professional
Race 7: WILKINSON SEAFOOD BENCHMARK 60 Handicap - 1540m



01 July 2023 - 16:19

Track Rating: Synthetic , Weather: Fine, Rail Position: True

Section	Overall	1400m	1200m	1000m	800m	600m	400m	200m
Section Times	1:34.67 [5] (0:10.47)	1:24.20 [3] (0:11.69)	1:12.51 [1] (0:12.34)	1:00.17 [3] (0:12.65)	0:47.52 [3] (0:12.47)	0:35.05 [4] (0:11.35)	0:23.70 [5] (0:11.69)	0:12.01 [6] (0:12.01)
Average Speed [km/h]	48.2	62.1	58.3	57.1	57.9	63.8	62.2	60.2
Top Speed [km/h]	63.9	63.5	59.5	59.0	60.7	65.0	63.2	62.2
Avg. Dist. to Rail [m]	2.0	1.0	1.5	1.3	0.8	1.5	5.4	6.0
Avg. Stride Freq. [Hz]	2.4	2.3	2.2	2.1	2.1	2.4	2.4	2.3
Avg. Stride Length [m]	5.6	7.4	7.4	7.4	7.4	7.4	7.3	7.1



- [] Ranking at each section and finish
- .-.- No data available at this section
- NA No data available



Horse/Jockey Name	Rosato
Final Rank	6
Fastest Section Time (Section)	0:10.43 (Overall)
Top Speed [km/h] (Section)	64.5 (600m)
Race State	Finished



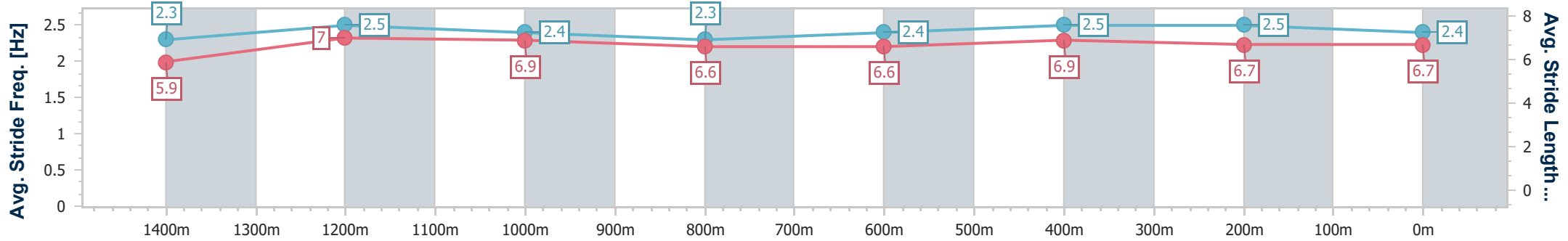
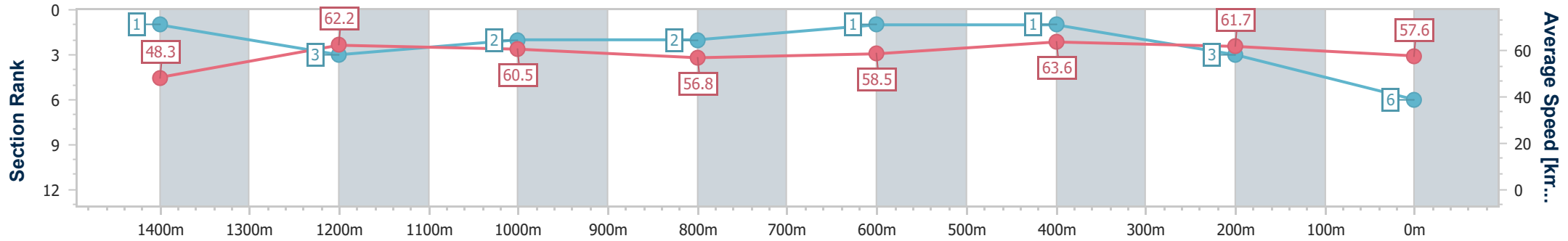
Aquis Park Gold Coast Poly QLD Professional
Race 7: WILKINSON SEAFOOD BENCHMARK 60 Handicap - 1540m



01 July 2023 - 16:19

Track Rating: Synthetic , Weather: Fine, Rail Position: True

Section	Overall	1400m	1200m	1000m	800m	600m	400m	200m
Section Times	1:34.97 [6] (0:10.43)	1:24.54 [1] (0:11.82)	1:12.72 [3] (0:11.90)	1:00.82 [2] (0:12.74)	0:48.08 [2] (0:12.43)	0:35.65 [1] (0:11.42)	0:24.23 [1] (0:11.74)	0:12.49 [3] (0:12.49)
Average Speed [km/h]	48.3	62.2	60.5	56.8	58.5	63.6	61.7	57.6
Top Speed [km/h]	63.0	63.5	62.0	58.5	62.5	64.5	63.9	60.4
Avg. Dist. to Rail [m]	5.7	2.5	2.5	1.8	1.6	2.1	3.4	3.5
Avg. Stride Freq. [Hz]	2.3	2.5	2.4	2.3	2.4	2.5	2.5	2.4
Avg. Stride Length [m]	5.9	7.0	6.9	6.6	6.6	6.9	6.7	6.7



- [] Ranking at each section and finish
- .-.- No data available at this section
- NA No data available



Horse/Jockey Name	Agent Of Mayhem
Final Rank	7
Fastest Section Time (Section)	0:10.91 (Overall)
Top Speed [km/h] (Section)	64.0 (600m)
Race State	Finished



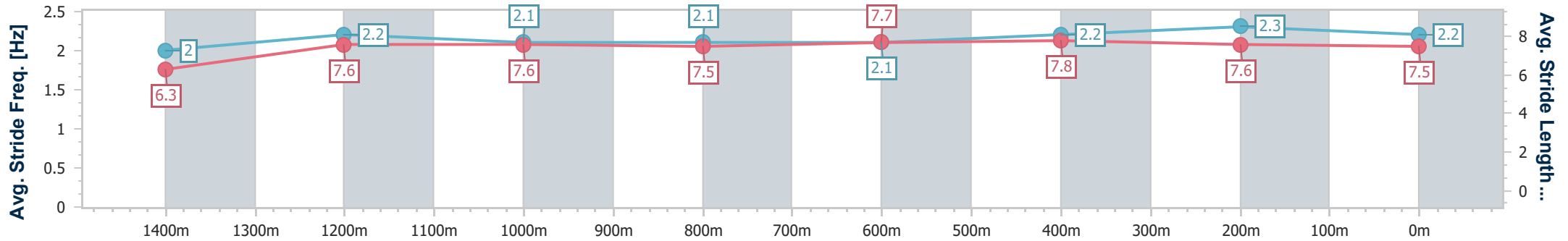
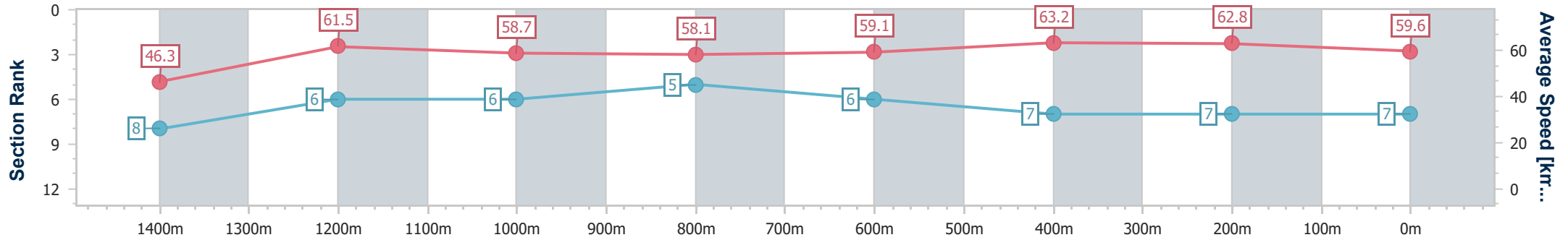
Aquis Park Gold Coast Poly QLD Professional
Race 7: WILKINSON SEAFOOD BENCHMARK 60 Handicap - 1540m



01 July 2023 - 16:19

Track Rating: Synthetic , Weather: Fine, Rail Position: True

Section	Overall	1400m	1200m	1000m	800m	600m	400m	200m
Section Times	1:34.99 [7] (0:10.91)	1:24.08 [8] (0:11.73)	1:12.35 [6] (0:12.27)	1:00.08 [6] (0:12.47)	0:47.61 [5] (0:12.34)	0:35.27 [6] (0:11.57)	0:23.70 [7] (0:11.57)	0:12.13 [7] (0:12.13)
Average Speed [km/h]	46.3	61.5	58.7	58.1	59.1	63.2	62.8	59.6
Top Speed [km/h]	63.1	62.3	59.6	60.4	62.6	64.0	63.5	62.0
Avg. Dist. to Rail [m]	4.7	0.6	2.1	2.6	2.0	3.1	6.7	8.6
Avg. Stride Freq. [Hz]	2.0	2.2	2.1	2.1	2.1	2.2	2.3	2.2
Avg. Stride Length [m]	6.3	7.6	7.6	7.5	7.7	7.8	7.6	7.5



- [] Ranking at each section and finish
- .-.- No data available at this section
- NA No data available



Horse/Jockey Name	Peak Road
Final Rank	8
Fastest Section Time (Section)	0:10.65 (Overall)
Top Speed [km/h] (Section)	64.6 (600m)
Race State	Finished



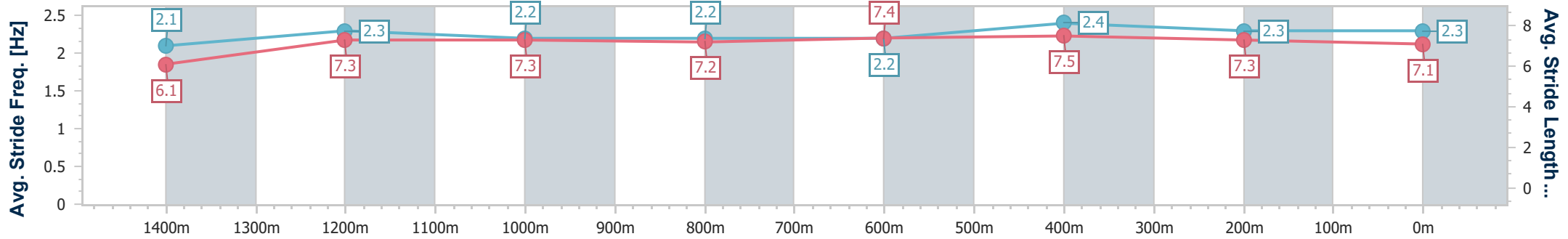
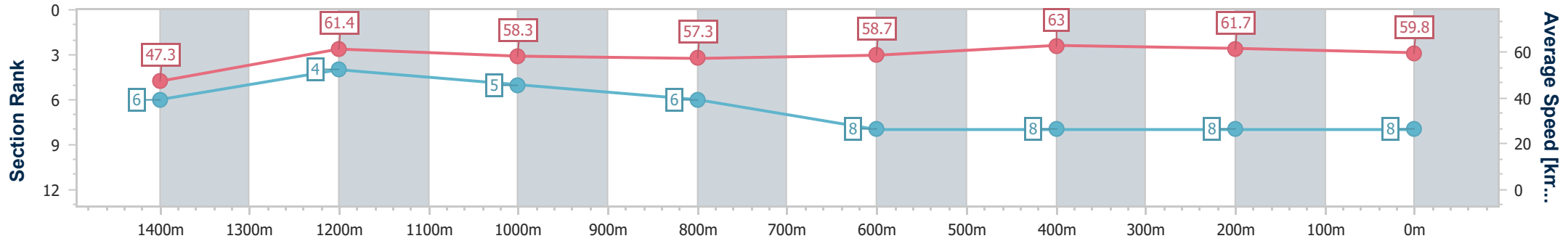
Aquis Park Gold Coast Poly QLD Professional
Race 7: WILKINSON SEAFOOD BENCHMARK 60 Handicap - 1540m



01 July 2023 - 16:19

Track Rating: Synthetic , Weather: Fine, Rail Position: True

Section	Overall	1400m	1200m	1000m	800m	600m	400m	200m
Section Times	1:35.08 [8] (0:10.65)	1:24.43 [6] (0:11.86)	1:12.57 [4] (0:12.35)	1:00.22 [5] (0:12.61)	0:47.61 [6] (0:12.35)	0:35.26 [8] (0:11.49)	0:23.77 [8] (0:11.69)	0:12.08 [8] (0:12.08)
Average Speed [km/h]	47.3	61.4	58.3	57.3	58.7	63.0	61.7	59.8
Top Speed [km/h]	61.8	63.6	59.5	59.1	61.7	64.6	62.6	61.7
Avg. Dist. to Rail [m]	3.4	1.3	1.4	1.8	1.4	1.6	2.6	4.7
Avg. Stride Freq. [Hz]	2.1	2.3	2.2	2.2	2.2	2.4	2.3	2.3
Avg. Stride Length [m]	6.1	7.3	7.3	7.2	7.4	7.5	7.3	7.1



- [] Ranking at each section and finish
- .-.- No data available at this section
- NA No data available