



Eagle Farm QLD Professional

Race 3: TATTERSALL'S CUP - GROUP 3 - 2400m

24 June 2023 - 12:53



BRISBANE
RACING CLUB

Track Rating: Good 4, Weather: Fine, Rail Position: +6m Entire Course

Section		Overall	2200m	2000m	1800m	1600m	1400m	1200m	Last 600m				
Field Times		2:30.37 (0:14.00)	2:16.37 (0:12.46)	2:03.91 (0:12.85)	1:51.06 (0:12.64)	1:38.42 (0:12.43)	1:25.99 (0:12.20)	1:13.79 (0:12.08)	0:37.52				
Rank	TAB Horse/Jockey	Barrier	Top Speed [km/h]	Fastest Section									Distance Travelled [m]
1	2 LUNCIES Tim Clark	5	62.3 400m	0:11.83 400m	2:30.37 [1] (0:14.64)	2:15.73 [5] (0:12.58)	2:03.15 [5] (0:12.97)	1:50.18 [6] (0:12.61)	1:37.57 [6] (0:12.43)	1:25.14 [6] (0:12.17)	1:12.97 [6] (0:12.05)	0:36.88	
2	3 SPIRIT RIDGE Ryan Maloney	7	63.7 Overall	0:12.07 800m	2:30.75 [2] (0:14.00)	2:16.75 [1] (0:12.46)	2:04.29 [1] (0:12.85)	1:51.44 [1] (0:12.64)	1:38.80 [1] (0:12.43)	1:26.37 [1] (0:12.20)	1:14.17 [1] (0:12.08)	0:37.90	+2
3	4 YOUNG WERTHER Joshua Parr	3	61.2 800m	0:11.94 800m	2:30.79 [3] (0:14.34)	2:16.45 [3] (0:12.64)	2:03.81 [3] (0:12.84)	1:50.97 [3] (0:12.65)	1:38.32 [4] (0:12.43)	1:25.89 [4] (0:12.12)	1:13.77 [4] (0:12.05)	0:37.71	+7
4	6 THE MEDITERRANEAN Ben Thompson	6	61.6 Overall	0:12.05 1200m	2:31.18 [4] (0:14.19)	2:16.99 [2] (0:12.54)	2:04.45 [2] (0:12.74)	1:51.71 [2] (0:12.61)	1:39.10 [2] (0:12.44)	1:26.66 [2] (0:12.20)	1:14.46 [2] (0:12.05)	0:38.21	+7
5	1 LONDON BANKER James Orman	2	61.0 1000m	0:12.03 1000m	2:31.69 [5] (0:14.81)	2:16.88 [6] (0:12.49)	2:04.39 [6] (0:12.83)	1:51.56 [5] (0:12.56)	1:39.00 [5] (0:12.42)	1:26.58 [5] (0:12.14)	1:14.44 [5] (0:12.05)	0:38.11	+2
6	7 TAPPY'S LAD Mark Du Plessis	1	60.8 1000m	0:12.00 1000m	2:32.39 [6] (0:14.49)	2:17.90 [4] (0:12.51)	2:05.39 [4] (0:12.83)	1:52.56 [4] (0:12.62)	1:39.94 [3] (0:12.40)	1:27.54 [3] (0:12.12)	1:15.42 [3] (0:12.13)	0:39.17	+1

Scratched: Southern France (#5)



Eagle Farm QLD Professional
Race 3: TATTERSALL'S CUP - GROUP 3 - 2400m
24 June 2023 - 12:53



BRISBANE
RACING CLUB

Track Rating: Good 4, Weather: Fine, Rail Position: +6m Entire Course

Section		1000m	800m	600m	400m	200m	Last 600m					
Field Times		1:01.71 (0:12.12)	0:49.59 (0:12.07)	0:37.52 (0:12.16)	0:25.36 (0:12.27)	0:13.09 (0:13.09)	0:37.52					
Rank	TAB Horse/Jockey	Barrier	Top Speed [km/h]	Fastest Section	Margin					Distance Travelled [m]		
1	2 LUNCIES Tim Clark	5	62.3 400m	0:11.83 400m	1:00.92 [6] (0:12.03)	0:48.89 [6] (0:12.01)	0:36.88 [5] (0:11.98)	0:24.90 [4] (0:11.83)	0:13.07 [2] (0:13.07)	2:30.37	0:36.88	
2	3 SPIRIT RIDGE Ryan Maloney	7	63.7 Overall	0:12.07 800m	1:02.09 [1] (0:12.12)	0:49.97 [1] (0:12.07)	0:37.90 [1] (0:12.16)	0:25.74 [1] (0:12.27)	0:13.47 [1] (0:13.47)	2.25L	0:37.90	+2
3	4 YOUNG WERTHER Joshua Parr	3	61.2 800m	0:11.94 800m	1:01.72 [3] (0:12.07)	0:49.65 [4] (0:11.94)	0:37.71 [3] (0:12.06)	0:25.65 [2] (0:12.38)	0:13.27 [3] (0:13.27)	2.43L	0:37.71	+7
4	6 THE MEDITERRANEAN Ben Thompson	6	61.6 Overall	0:12.05 1200m	1:02.41 [2] (0:12.08)	0:50.33 [2] (0:12.12)	0:38.21 [2] (0:12.23)	0:25.98 [3] (0:12.47)	0:13.51 [4] (0:13.51)	4.77L	0:38.21	+7
5	1 LONDON BANKER James Orman	2	61.0 1000m	0:12.03 1000m	1:02.39 [5] (0:12.03)	0:50.36 [5] (0:12.25)	0:38.11 [6] (0:12.17)	0:25.94 [6] (0:12.48)	0:13.46 [5] (0:13.46)	7.77L	0:38.11	+2
6	7 TAPPY'S LAD Mark Du Plessis	1	60.8 1000m	0:12.00 1000m	1:03.29 [4] (0:12.00)	0:51.29 [3] (0:12.12)	0:39.17 [4] (0:12.42)	0:26.75 [5] (0:12.79)	0:13.96 [6] (0:13.96)	11.85L	0:39.17	+1

Scratched: Southern France (#5)

[] Ranking at each section and finish
 -:-:- No data available at this section
 NA No data available

SCN Saddle cloth number
 DNF Did not finish
 DNT Did not track



Horse/Jockey Name	Luncies
Final Rank	1
Fastest Section Time (Section)	0:11.83 (400m)
Top Speed [km/h] (Section)	62.3 (400m)
Race State	Finished



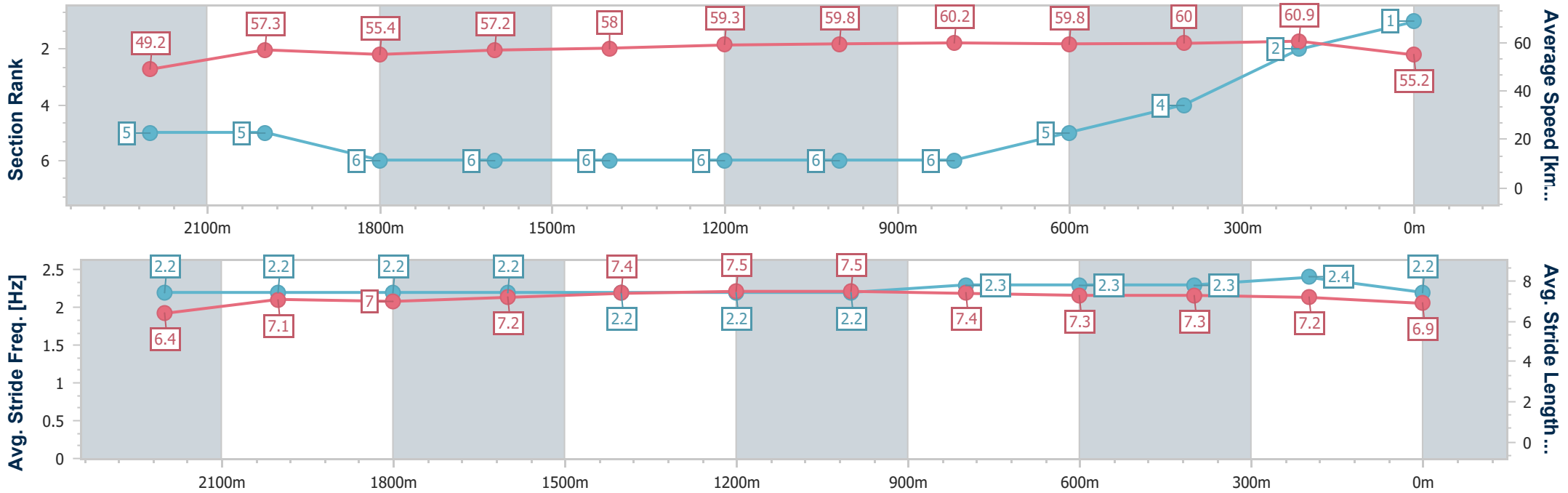
Eagle Farm QLD Professional
Race 3: TATTERSALL'S CUP - GROUP 3 - 2400m



24 June 2023 - 12:53
Track Rating: Good 4, Weather: Fine, Rail Position: +6m Entire Course

BRISBANE RACING CLUB

Section	Overall	2200m	2000m	1800m	1600m	1400m	1200m	1000m	800m	600m	400m	200m
Section Times	2:30.37 [1] (0:14.64)	2:15.73 [5] (0:12.58)	2:03.15 [5] (0:12.97)	1:50.18 [6] (0:12.61)	1:37.57 [6] (0:12.43)	1:25.14 [6] (0:12.17)	1:12.97 [6] (0:12.05)	1:00.92 [6] (0:12.03)	0:48.89 [6] (0:12.01)	0:36.88 [5] (0:11.98)	0:24.90 [4] (0:11.83)	0:13.07 [2] (0:13.07)
Average Speed [km/h]	49.2	57.3	55.4	57.2	58.0	59.3	59.8	60.2	59.8	60.0	60.9	55.2
Top Speed [km/h]	59.4	59.4	56.5	58.9	58.9	59.6	60.3	61.5	60.6	61.8	62.3	58.2
Avg. Dist. to Rail [m]	1.3	0.2	0.8	0.4	0.3	1.2	1.8	0.9	0.2	0.8	4.9	4.8
Avg. Stride Freq. [Hz]	2.2	2.2	2.2	2.2	2.2	2.2	2.2	2.3	2.3	2.3	2.4	2.2
Avg. Stride Length [m]	6.4	7.1	7.0	7.2	7.4	7.5	7.5	7.4	7.3	7.3	7.2	6.9



- [] Ranking at each section and finish
- .-.- No data available at this section
- NA No data available



Horse/Jockey Name	Spirit Ridge
Final Rank	2
Fastest Section Time (Section)	0:12.07 (800m)
Top Speed [km/h] (Section)	63.7 (Overall)
Race State	Finished



Eagle Farm QLD Professional

Race 3: TATTERSALL'S CUP - GROUP 3 - 2400m

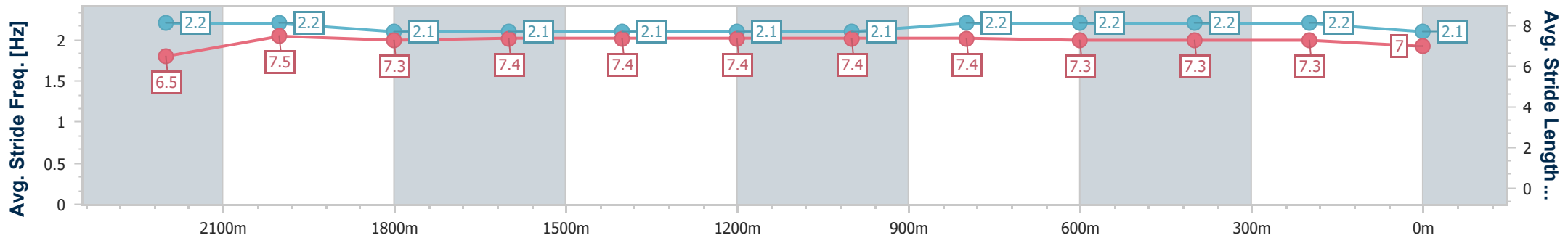
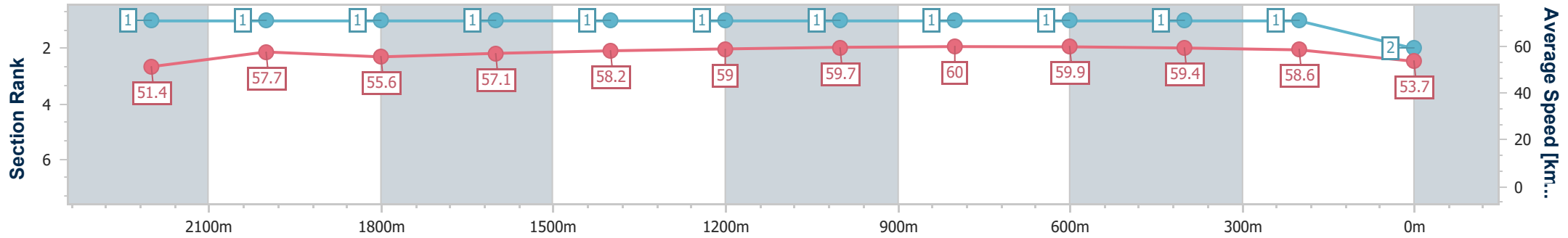
24 June 2023 - 12:53

Track Rating: Good 4, Weather: Fine, Rail Position: +6m Entire Course



BRISBANE RACING CLUB

Section	Overall	2200m	2000m	1800m	1600m	1400m	1200m	1000m	800m	600m	400m	200m
Section Times	2:30.75 [2] (0:14.00)	2:16.75 [1] (0:12.46)	2:04.29 [1] (0:12.85)	1:51.44 [1] (0:12.64)	1:38.80 [1] (0:12.43)	1:26.37 [1] (0:12.20)	1:14.17 [1] (0:12.08)	1:02.09 [1] (0:12.12)	0:49.97 [1] (0:12.07)	0:37.90 [1] (0:12.16)	0:25.74 [1] (0:12.27)	0:13.47 [1] (0:13.47)
Average Speed [km/h]	51.4	57.7	55.6	57.1	58.2	59.0	59.7	60.0	59.9	59.4	58.6	53.7
Top Speed [km/h]	63.7	62.9	56.7	57.9	59.1	59.7	60.2	60.3	60.5	60.5	60.7	55.9
Avg. Dist. to Rail [m]	3.9	1.2	1.3	0.4	1.4	1.7	1.9	1.7	1.3	0.5	1.6	2.2
Avg. Stride Freq. [Hz]	2.2	2.2	2.1	2.1	2.1	2.1	2.1	2.2	2.2	2.2	2.2	2.1
Avg. Stride Length [m]	6.5	7.5	7.3	7.4	7.4	7.4	7.4	7.4	7.3	7.3	7.3	7.0



- [] Ranking at each section and finish
- .-.- No data available at this section
- NA No data available



Horse/Jockey Name	Young Werther
Final Rank	3
Fastest Section Time (Section)	0:11.94 (800m)
Top Speed [km/h] (Section)	61.2 (800m)
Race State	Finished



Eagle Farm QLD Professional

Race 3: TATTERSALL'S CUP - GROUP 3 - 2400m

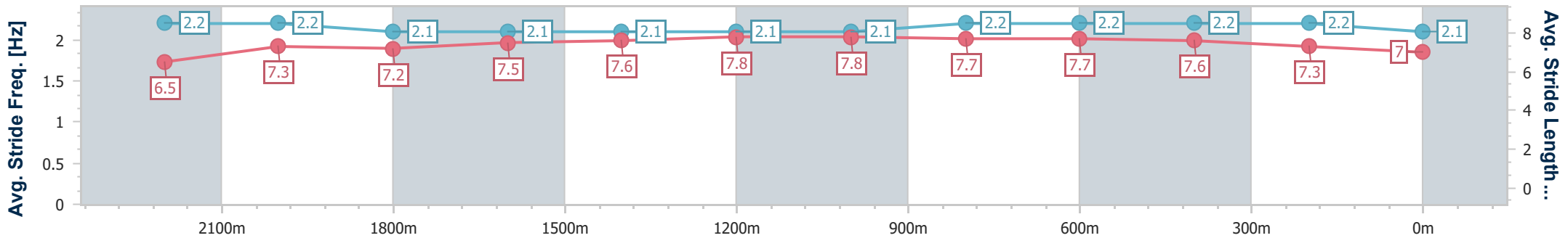
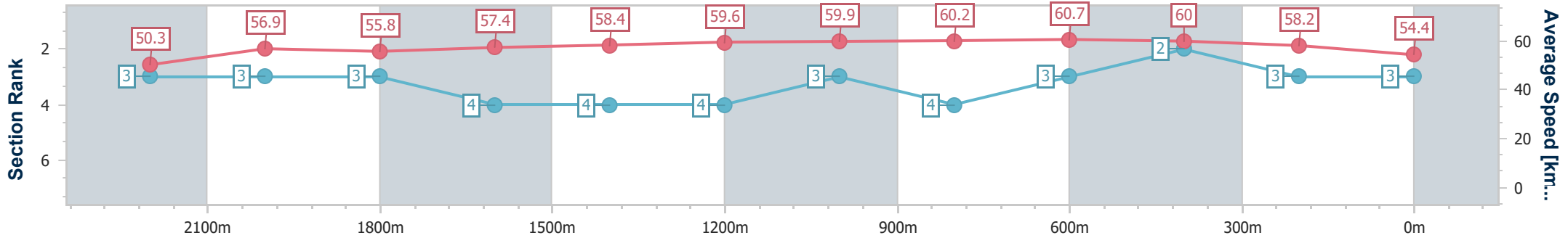
24 June 2023 - 12:53

Track Rating: Good 4, Weather: Fine, Rail Position: +6m Entire Course



BRISBANE RACING CLUB

Section	Overall	2200m	2000m	1800m	1600m	1400m	1200m	1000m	800m	600m	400m	200m
Section Times	2:30.79 [3] (0:14.34)	2:16.45 [3] (0:12.64)	2:03.81 [3] (0:12.84)	1:50.97 [3] (0:12.65)	1:38.32 [4] (0:12.43)	1:25.89 [4] (0:12.12)	1:13.77 [4] (0:12.05)	1:01.72 [3] (0:12.07)	0:49.65 [4] (0:11.94)	0:37.71 [3] (0:12.06)	0:25.65 [2] (0:12.38)	0:13.27 [3] (0:13.27)
Average Speed [km/h]	50.3	56.9	55.8	57.4	58.4	59.6	59.9	60.2	60.7	60.0	58.2	54.4
Top Speed [km/h]	59.7	58.3	56.9	57.8	60.0	60.1	60.6	60.9	61.2	60.6	60.4	56.8
Avg. Dist. to Rail [m]	0.4	0.5	0.9	1.4	2.6	2.8	3.1	2.0	1.5	1.0	4.1	3.4
Avg. Stride Freq. [Hz]	2.2	2.2	2.1	2.1	2.1	2.1	2.1	2.2	2.2	2.2	2.2	2.1
Avg. Stride Length [m]	6.5	7.3	7.2	7.5	7.6	7.8	7.8	7.7	7.7	7.6	7.3	7.0



- [] Ranking at each section and finish
- .-.- No data available at this section
- NA No data available



Horse/Jockey Name	The Mediterranean
Final Rank	4
Fastest Section Time (Section)	0:12.05 (1200m)
Top Speed [km/h] (Section)	61.6 (Overall)
Race State	Finished



Eagle Farm QLD Professional

Race 3: TATTERSALL'S CUP - GROUP 3 - 2400m

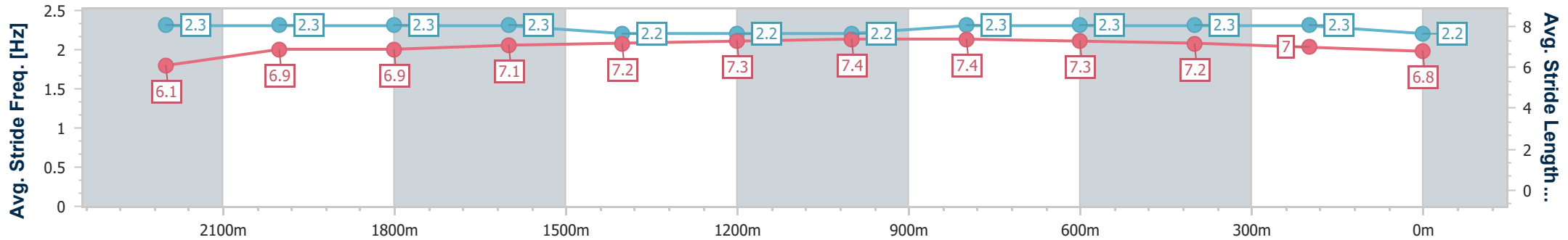
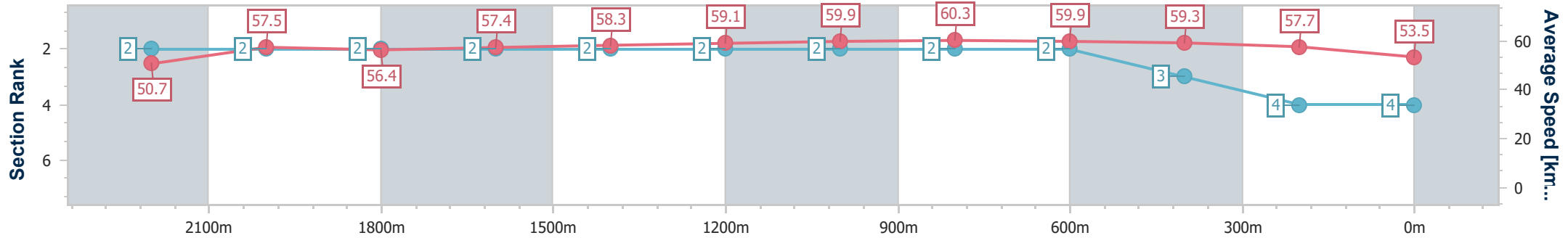
24 June 2023 - 12:53

Track Rating: Good 4, Weather: Fine, Rail Position: +6m Entire Course



BRISBANE RACING CLUB

Section	Overall	2200m	2000m	1800m	1600m	1400m	1200m	1000m	800m	600m	400m	200m
Section Times	2:31.18 [4] (0:14.19)	2:16.99 [2] (0:12.54)	2:04.45 [2] (0:12.74)	1:51.71 [2] (0:12.61)	1:39.10 [2] (0:12.44)	1:26.66 [2] (0:12.20)	1:14.46 [2] (0:12.05)	1:02.41 [2] (0:12.08)	0:50.33 [2] (0:12.12)	0:38.21 [2] (0:12.23)	0:25.98 [3] (0:12.47)	0:13.51 [4] (0:13.51)
Average Speed [km/h]	50.7	57.5	56.4	57.4	58.3	59.1	59.9	60.3	59.9	59.3	57.7	53.5
Top Speed [km/h]	61.6	59.6	57.4	57.9	59.6	59.8	60.2	60.7	60.3	60.4	59.0	55.5
Avg. Dist. to Rail [m]	3.1	0.7	0.5	1.2	2.1	2.6	2.7	2.2	1.8	1.5	3.0	3.9
Avg. Stride Freq. [Hz]	2.3	2.3	2.3	2.3	2.2	2.2	2.2	2.3	2.3	2.3	2.3	2.2
Avg. Stride Length [m]	6.1	6.9	6.9	7.1	7.2	7.3	7.4	7.4	7.3	7.2	7.0	6.8



- [] Ranking at each section and finish
- .-.- No data available at this section
- NA No data available



Horse/Jockey Name	London Banker
Final Rank	5
Fastest Section Time (Section)	0:12.03 (1000m)
Top Speed [km/h] (Section)	61.0 (1000m)
Race State	Finished



Eagle Farm QLD Professional

Race 3: TATTERSALL'S CUP - GROUP 3 - 2400m

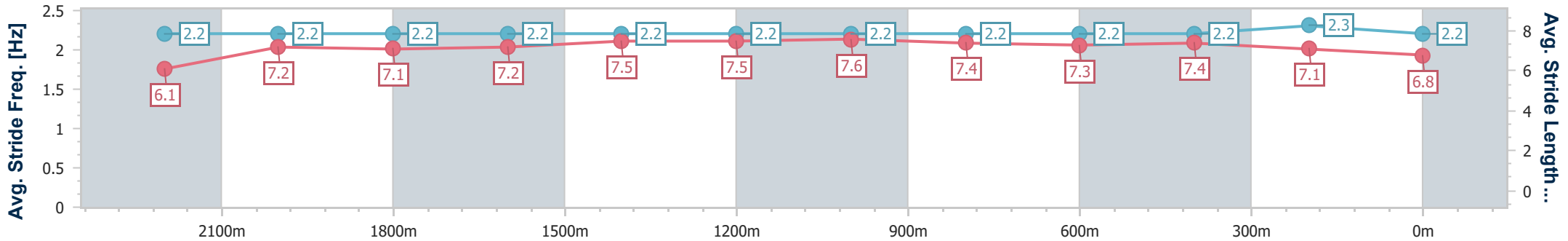
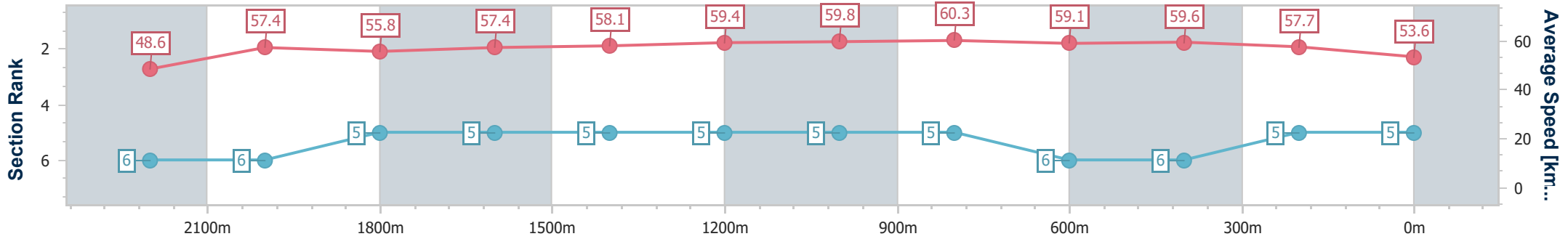
24 June 2023 - 12:53

Track Rating: Good 4, Weather: Fine, Rail Position: +6m Entire Course



BRISBANE RACING CLUB

Section	Overall	2200m	2000m	1800m	1600m	1400m	1200m	1000m	800m	600m	400m	200m
Section Times	2:31.69 [5] (0:14.81)	2:16.88 [6] (0:12.49)	2:04.39 [6] (0:12.83)	1:51.56 [5] (0:12.56)	1:39.00 [5] (0:12.42)	1:26.58 [5] (0:12.14)	1:14.44 [5] (0:12.05)	1:02.39 [5] (0:12.03)	0:50.36 [5] (0:12.25)	0:38.11 [6] (0:12.17)	0:25.94 [6] (0:12.48)	0:13.46 [5] (0:13.46)
Average Speed [km/h]	48.6	57.4	55.8	57.4	58.1	59.4	59.8	60.3	59.1	59.6	57.7	53.6
Top Speed [km/h]	59.4	60.1	57.2	59.2	59.3	59.6	60.1	61.0	59.8	60.6	59.4	56.3
Avg. Dist. to Rail [m]	0.8	2.2	1.2	0.4	1.4	1.0	0.6	1.2	1.5	1.3	5.1	6.1
Avg. Stride Freq. [Hz]	2.2	2.2	2.2	2.2	2.2	2.2	2.2	2.2	2.2	2.2	2.3	2.2
Avg. Stride Length [m]	6.1	7.2	7.1	7.2	7.5	7.5	7.6	7.4	7.3	7.4	7.1	6.8



- [] Ranking at each section and finish
- .-.-.- No data available at this section
- NA No data available



Horse/Jockey Name	Tappy's Lad
Final Rank	6
Fastest Section Time (Section)	0:12.00 (1000m)
Top Speed [km/h] (Section)	60.8 (1000m)
Race State	Finished



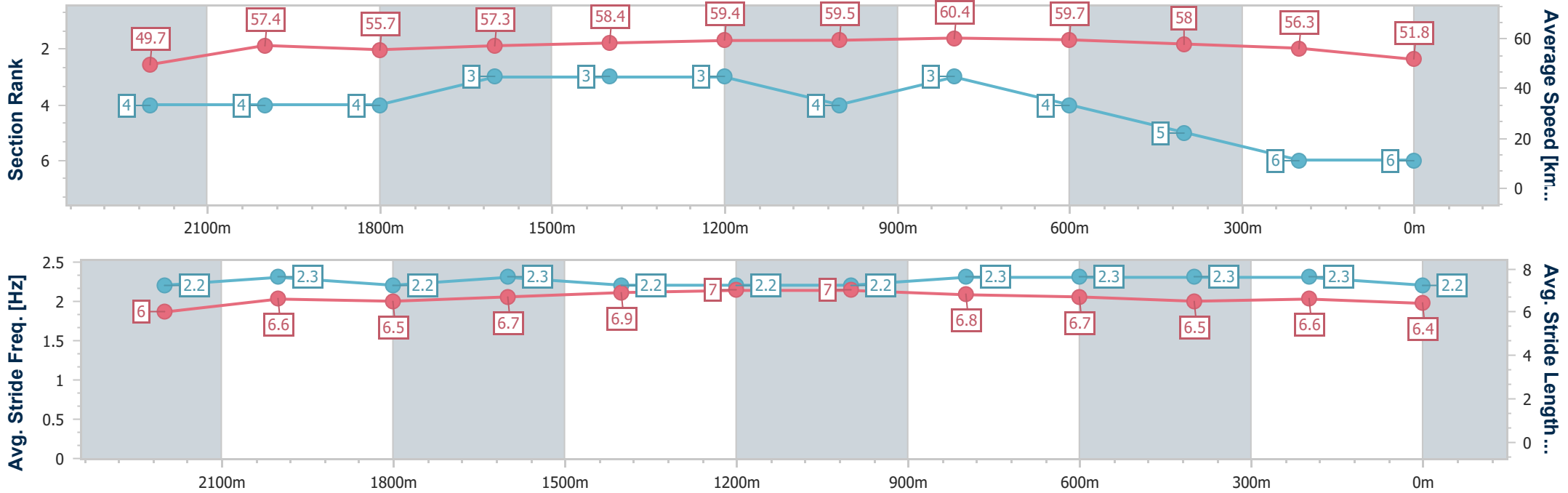
Eagle Farm QLD Professional
Race 3: TATTERSALL'S CUP - GROUP 3 - 2400m



24 June 2023 - 12:53
Track Rating: Good 4, Weather: Fine, Rail Position: +6m Entire Course

BRISBANE RACING CLUB

Section	Overall	2200m	2000m	1800m	1600m	1400m	1200m	1000m	800m	600m	400m	200m
Section Times	2:32.39 [6] (0:14.49)	2:17.90 [4] (0:12.51)	2:05.39 [4] (0:12.83)	1:52.56 [4] (0:12.62)	1:39.94 [3] (0:12.40)	1:27.54 [3] (0:12.12)	1:15.42 [3] (0:12.13)	1:03.29 [4] (0:12.00)	0:51.29 [3] (0:12.12)	0:39.17 [4] (0:12.42)	0:26.75 [5] (0:12.79)	0:13.96 [6] (0:13.96)
Average Speed [km/h]	49.7	57.4	55.7	57.3	58.4	59.4	59.5	60.4	59.7	58.0	56.3	51.8
Top Speed [km/h]	59.1	59.2	57.5	58.4	59.7	59.8	60.0	60.8	60.0	59.4	57.6	54.7
Avg. Dist. to Rail [m]	0.5	1.2	1.2	0.5	1.4	1.5	1.8	1.5	1.1	0.3	3.6	4.1
Avg. Stride Freq. [Hz]	2.2	2.3	2.2	2.3	2.2	2.2	2.2	2.3	2.3	2.3	2.3	2.2
Avg. Stride Length [m]	6.0	6.6	6.5	6.7	6.9	7.0	7.0	6.8	6.7	6.5	6.6	6.4



- [] Ranking at each section and finish
- .-.- No data available at this section
- NA No data available