



# Eagle Farm QLD Professional

## Race 1: TATTERSALL'S LIFE MEMBERS STAKES - LISTED - 1400m

24 June 2023 - 11:44



BRISBANE  
RACING CLUB

Track Rating: Good 4, Weather: Fine, Rail Position: +6m Entire Course

| Section     |     |                                |         |                  |                      |                          |                          |                          |                          |                          |                          | Last 600m              |    |
|-------------|-----|--------------------------------|---------|------------------|----------------------|--------------------------|--------------------------|--------------------------|--------------------------|--------------------------|--------------------------|------------------------|----|
| Field Times |     |                                |         |                  |                      |                          |                          |                          |                          |                          |                          | 0:34.50                |    |
|             |     |                                |         |                  | Overall              | 1200m                    | 1000m                    | 800m                     | 600m                     | 400m                     |                          |                        |    |
|             |     |                                |         |                  | 1:25.07<br>(0:13.92) | 1:11.15<br>(0:11.83)     | 0:59.32<br>(0:12.45)     | 0:46.87<br>(0:12.37)     | 0:34.50<br>(0:11.41)     | 0:23.09<br>(0:10.93)     |                          |                        |    |
| Rank        | TAB | Horse/Jockey                   | Barrier | Top Speed [km/h] | Fastest Section      |                          |                          |                          |                          |                          |                          | Distance Travelled [m] |    |
| 1           | 4   | ZOUKERETTE<br>John Allen       | 3       | 67.2<br>400m     | 0:10.93<br>400m      | 1:25.07 [1]<br>(0:13.92) | 1:11.15 [1]<br>(0:11.83) | 0:59.32 [1]<br>(0:12.45) | 0:46.87 [1]<br>(0:12.37) | 0:34.50 [1]<br>(0:11.41) | 0:23.09 [1]<br>(0:10.93) | 0:34.50                |    |
| 2           | 6   | RIGHT TO PARTY<br>Ryan Maloney | 1       | 66.8<br>400m     | 0:10.98<br>400m      | 1:25.13 [2]<br>(0:14.16) | 1:10.97 [3]<br>(0:11.90) | 0:59.07 [3]<br>(0:12.36) | 0:46.71 [3]<br>(0:12.43) | 0:34.28 [3]<br>(0:11.34) | 0:22.94 [2]<br>(0:10.98) | 0:34.28                | +1 |
| 3           | 5   | INFANCY<br>Andrew Mallyon      | 2       | 66.0<br>400m     | 0:11.13<br>400m      | 1:25.47 [3]<br>(0:14.10) | 1:11.37 [2]<br>(0:11.91) | 0:59.46 [2]<br>(0:12.36) | 0:47.10 [2]<br>(0:12.35) | 0:34.75 [2]<br>(0:11.47) | 0:23.28 [3]<br>(0:11.13) | 0:34.75                | +4 |
| 4           | 2   | ET TU BRUTE<br>Tim Clark       | 4       | 66.7<br>600m     | 0:11.13<br>400m      | 1:25.50 [4]<br>(0:14.51) | 1:10.99 [5]<br>(0:11.78) | 0:59.21 [5]<br>(0:12.38) | 0:46.83 [4]<br>(0:12.36) | 0:34.47 [4]<br>(0:11.31) | 0:23.16 [4]<br>(0:11.13) | 0:34.47                | -3 |
| 5           | 1   | CAP FERRAT<br>Kerrin McEvoy    | 5       | 67.6<br>600m     | 0:11.21<br>400m      | 1:25.57 [5]<br>(0:14.38) | 1:11.19 [4]<br>(0:11.89) | 0:59.30 [4]<br>(0:12.41) | 0:46.89 [5]<br>(0:12.35) | 0:34.54 [4]<br>(0:11.32) | 0:23.22 [5]<br>(0:11.21) | 0:34.54                | +4 |
| 6           | 3   | KIRIKAN<br>Joshua Parr         | 6       | 68.0<br>600m     | 0:11.12<br>600m      | 1:25.97 [6]<br>(0:14.84) | 1:11.13 [6]<br>(0:11.87) | 0:59.26 [6]<br>(0:12.20) | 0:47.06 [6]<br>(0:12.41) | 0:34.65 [6]<br>(0:11.12) | 0:23.53 [6]<br>(0:11.12) | 0:34.65                | +1 |



# Eagle Farm QLD Professional

## Race 1: TATTERSALL'S LIFE MEMBERS STAKES - LISTED - 1400m

24 June 2023 - 11:44



BRISBANE  
RACING CLUB

Track Rating: Good 4, Weather: Fine, Rail Position: +6m Entire Course

| Section     |     |                |         |                  |                 |             | 200m      |  |  | Last 600m              |
|-------------|-----|----------------|---------|------------------|-----------------|-------------|-----------|--|--|------------------------|
| Field Times |     |                |         |                  |                 |             | 0:12.16   |  |  | 0:34.50                |
|             |     |                |         |                  |                 |             | (0:12.16) |  |  |                        |
| Rank        | TAB | Horse/Jockey   | Barrier | Top Speed [km/h] | Fastest Section | Margin      |           |  |  | Distance Travelled [m] |
| 1           | 4   | ZOUKERETTE     | 3       | 67.2             | 0:10.93         | 0:12.16 [1] | 1:25.07   |  |  | 0:34.50                |
|             |     | John Allen     |         | 400m             | 400m            | (0:12.16)   |           |  |  |                        |
| 2           | 6   | RIGHT TO PARTY | 1       | 66.8             | 0:10.98         | 0:11.96 [2] | 0.37L     |  |  | 0:34.28 +1             |
|             |     | Ryan Maloney   |         | 400m             | 400m            | (0:11.96)   |           |  |  |                        |
| 3           | 5   | INFANCY        | 2       | 66.0             | 0:11.13         | 0:12.15 [3] | 2.37L     |  |  | 0:34.75 +4             |
|             |     | Andrew Mallyon |         | 400m             | 400m            | (0:12.15)   |           |  |  |                        |
| 4           | 2   | ET TU BRUTE    | 4       | 66.7             | 0:11.13         | 0:12.03 [4] | 2.56L     |  |  | 0:34.47 -3             |
|             |     | Tim Clark      |         | 600m             | 400m            | (0:12.03)   |           |  |  |                        |
| 5           | 1   | CAP FERRAT     | 5       | 67.6             | 0:11.21         | 0:12.01 [5] | 2.94L     |  |  | 0:34.54 +4             |
|             |     | Kerrin McEvoy  |         | 600m             | 400m            | (0:12.01)   |           |  |  |                        |
| 6           | 3   | KIRIKAN        | 6       | 68.0             | 0:11.12         | 0:12.41 [6] | 5.29L     |  |  | 0:34.65 +1             |
|             |     | Joshua Parr    |         | 600m             | 600m            | (0:12.41)   |           |  |  |                        |

[ ] Ranking at each section and finish  
 -:-:-:- No data available at this section  
 NA No data available

SCN Saddle cloth number  
 DNF Did not finish  
 DNT Did not track



|                                |                |
|--------------------------------|----------------|
| Horse/Jockey Name              | Zoukerette     |
| Final Rank                     | 1              |
| Fastest Section Time (Section) | 0:10.93 (400m) |
| Top Speed [km/h] (Section)     | 67.2 (400m)    |
| Race State                     | Finished       |

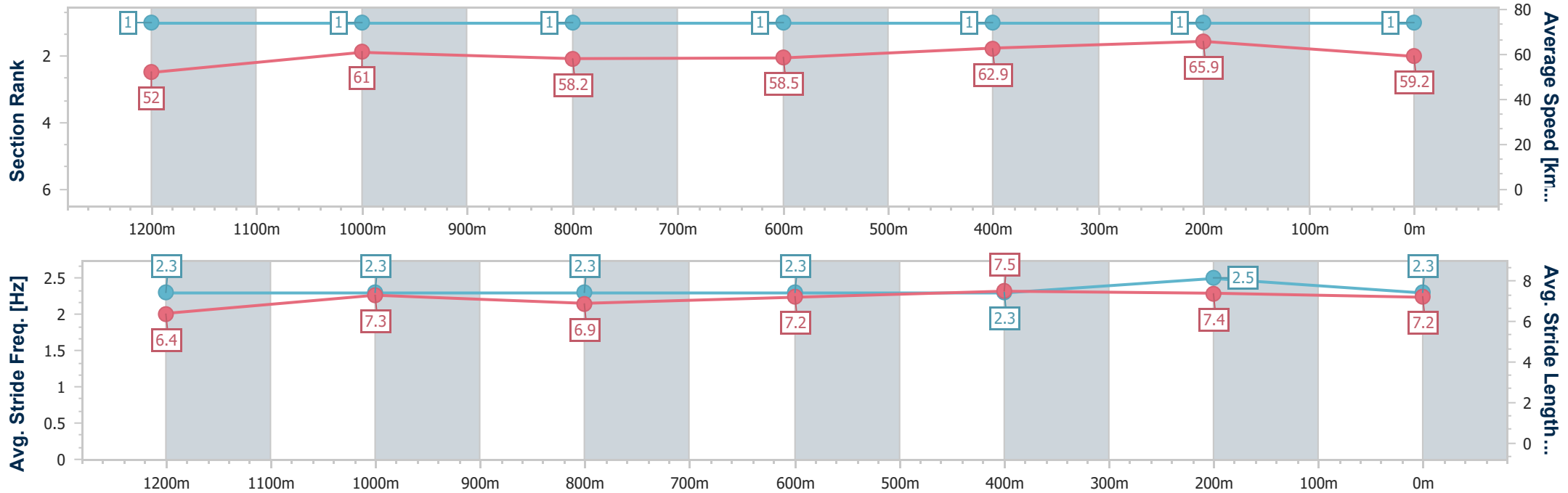


Eagle Farm QLD Professional  
 Race 1: TATTERSALL'S LIFE MEMBERS STAKES - LISTED - 1400m  
 24 June 2023 - 11:44  
 Track Rating: Good 4, Weather: Fine, Rail Position: +6m Entire Course



BRISBANE RACING CLUB

| Section                | Overall                  | 1200m                    | 1000m                    | 800m                     | 600m                     | 400m                     | 200m                     |
|------------------------|--------------------------|--------------------------|--------------------------|--------------------------|--------------------------|--------------------------|--------------------------|
| Section Times          | 1:25.07 [1]<br>(0:13.92) | 1:11.15 [1]<br>(0:11.83) | 0:59.32 [1]<br>(0:12.45) | 0:46.87 [1]<br>(0:12.37) | 0:34.50 [1]<br>(0:11.41) | 0:23.09 [1]<br>(0:10.93) | 0:12.16 [1]<br>(0:12.16) |
| Average Speed [km/h]   | 52.0                     | 61.0                     | 58.2                     | 58.5                     | 62.9                     | 65.9                     | 59.2                     |
| Top Speed [km/h]       | 64.1                     | 62.9                     | 59.9                     | 60.1                     | 66.3                     | 67.2                     | 63.8                     |
| Avg. Dist. to Rail [m] | 12.1                     | 2.1                      | 1.7                      | 0.9                      | 0.5                      | 1.1                      | 4.1                      |
| Avg. Stride Freq. [Hz] | 2.3                      | 2.3                      | 2.3                      | 2.3                      | 2.3                      | 2.5                      | 2.3                      |
| Avg. Stride Length [m] | 6.4                      | 7.3                      | 6.9                      | 7.2                      | 7.5                      | 7.4                      | 7.2                      |



- [ ] Ranking at each section and finish
- .-.- No data available at this section
- NA No data available



|                                |                |
|--------------------------------|----------------|
| Horse/Jockey Name              | Right To Party |
| Final Rank                     | 2              |
| Fastest Section Time (Section) | 0:10.98 (400m) |
| Top Speed [km/h] (Section)     | 66.8 (400m)    |
| Race State                     | Finished       |

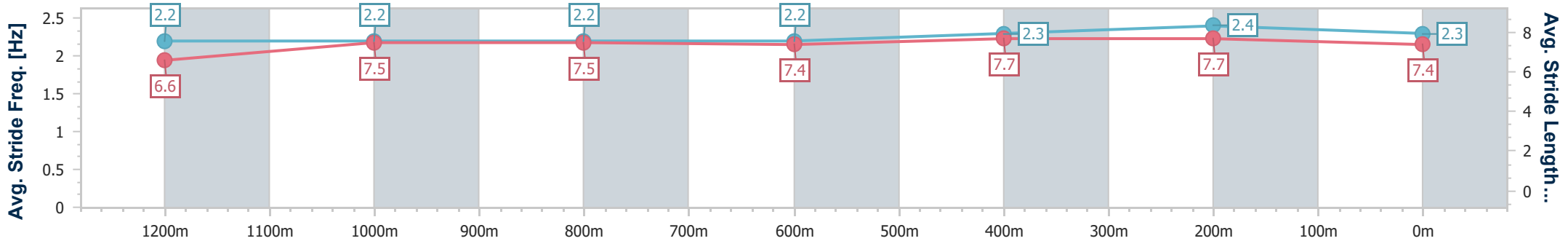
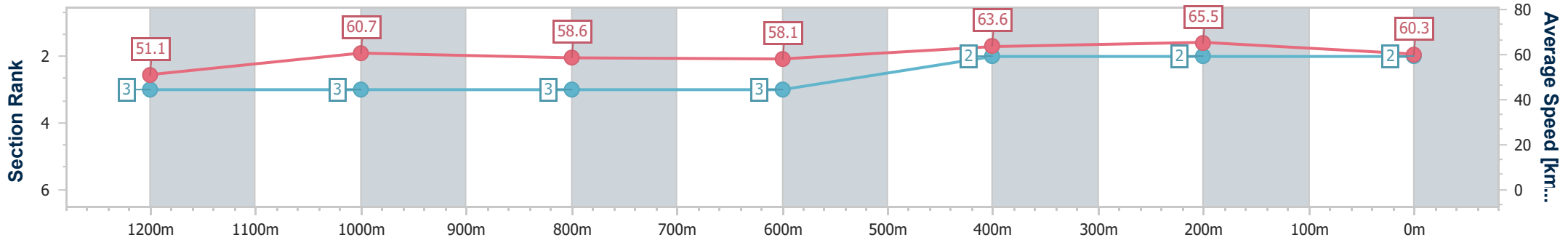


Eagle Farm QLD Professional  
 Race 1: TATTERSALL'S LIFE MEMBERS STAKES - LISTED - 1400m  
 24 June 2023 - 11:44  
 Track Rating: Good 4, Weather: Fine, Rail Position: +6m Entire Course



BRISBANE RACING CLUB

| Section                | Overall                  | 1200m                    | 1000m                    | 800m                     | 600m                     | 400m                     | 200m                     |
|------------------------|--------------------------|--------------------------|--------------------------|--------------------------|--------------------------|--------------------------|--------------------------|
| Section Times          | 1:25.13 [2]<br>(0:14.16) | 1:10.97 [3]<br>(0:11.90) | 0:59.07 [3]<br>(0:12.36) | 0:46.71 [3]<br>(0:12.43) | 0:34.28 [3]<br>(0:11.34) | 0:22.94 [2]<br>(0:10.98) | 0:11.96 [2]<br>(0:11.96) |
| Average Speed [km/h]   | 51.1                     | 60.7                     | 58.6                     | 58.1                     | 63.6                     | 65.5                     | 60.3                     |
| Top Speed [km/h]       | 62.4                     | 62.5                     | 60.0                     | 60.1                     | 66.5                     | 66.8                     | 63.7                     |
| Avg. Dist. to Rail [m] | 9.9                      | 2.1                      | 1.6                      | 0.6                      | 0.6                      | 4.3                      | 4.9                      |
| Avg. Stride Freq. [Hz] | 2.2                      | 2.2                      | 2.2                      | 2.2                      | 2.3                      | 2.4                      | 2.3                      |
| Avg. Stride Length [m] | 6.6                      | 7.5                      | 7.5                      | 7.4                      | 7.7                      | 7.7                      | 7.4                      |



- [ ] Ranking at each section and finish
- .-.- No data available at this section
- NA No data available



|                                |                |
|--------------------------------|----------------|
| Horse/Jockey Name              | Infancy        |
| Final Rank                     | 3              |
| Fastest Section Time (Section) | 0:11.13 (400m) |
| Top Speed [km/h] (Section)     | 66.0 (400m)    |
| Race State                     | Finished       |

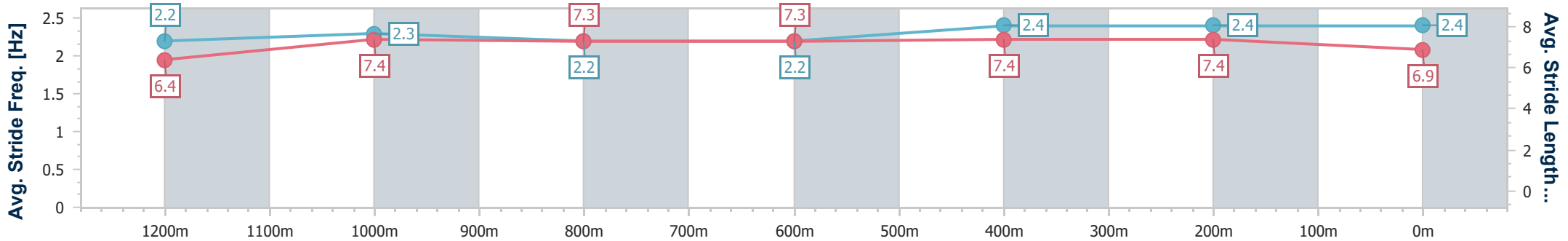
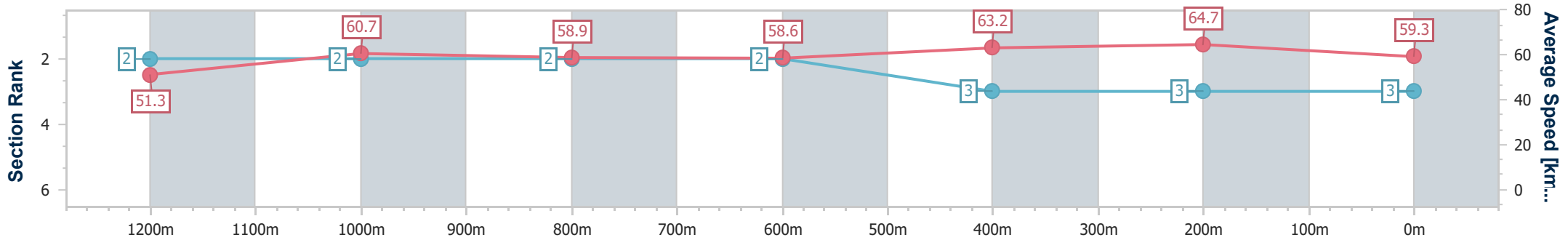


Eagle Farm QLD Professional  
 Race 1: TATTERSALL'S LIFE MEMBERS STAKES - LISTED - 1400m  
 24 June 2023 - 11:44  
 Track Rating: Good 4, Weather: Fine, Rail Position: +6m Entire Course



BRISBANE RACING CLUB

| Section                | Overall                  | 1200m                    | 1000m                    | 800m                     | 600m                     | 400m                     | 200m                     |
|------------------------|--------------------------|--------------------------|--------------------------|--------------------------|--------------------------|--------------------------|--------------------------|
| Section Times          | 1:25.47 [3]<br>(0:14.10) | 1:11.37 [2]<br>(0:11.91) | 0:59.46 [2]<br>(0:12.36) | 0:47.10 [2]<br>(0:12.35) | 0:34.75 [2]<br>(0:11.47) | 0:23.28 [3]<br>(0:11.13) | 0:12.15 [3]<br>(0:12.15) |
| Average Speed [km/h]   | 51.3                     | 60.7                     | 58.9                     | 58.6                     | 63.2                     | 64.7                     | 59.3                     |
| Top Speed [km/h]       | 62.6                     | 62.6                     | 59.7                     | 60.3                     | 65.5                     | 66.0                     | 63.1                     |
| Avg. Dist. to Rail [m] | 10.9                     | 3.7                      | 2.4                      | 1.3                      | 1.5                      | 4.2                      | 4.3                      |
| Avg. Stride Freq. [Hz] | 2.2                      | 2.3                      | 2.2                      | 2.2                      | 2.4                      | 2.4                      | 2.4                      |
| Avg. Stride Length [m] | 6.4                      | 7.4                      | 7.3                      | 7.3                      | 7.4                      | 7.4                      | 6.9                      |



- [ ] Ranking at each section and finish
- .-.- No data available at this section
- NA No data available



|                                |                |
|--------------------------------|----------------|
| Horse/Jockey Name              | Et Tu Brute    |
| Final Rank                     | 4              |
| Fastest Section Time (Section) | 0:11.13 (400m) |
| Top Speed [km/h] (Section)     | 66.7 (600m)    |
| Race State                     | Finished       |

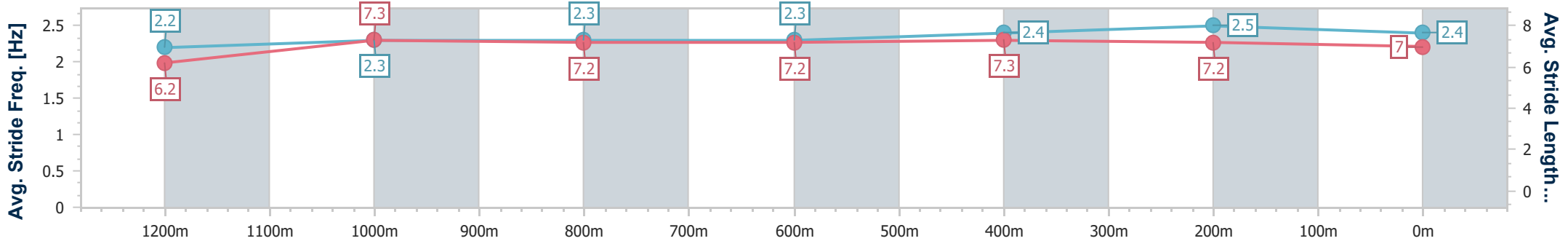
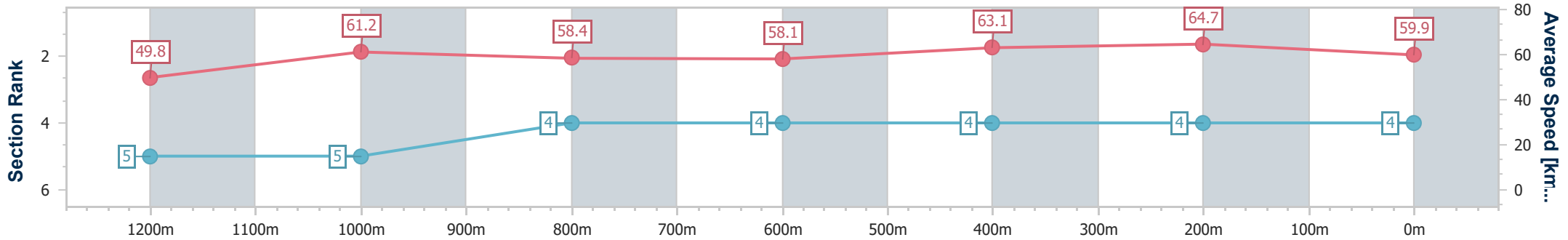


Eagle Farm QLD Professional  
 Race 1: TATTERSALL'S LIFE MEMBERS STAKES - LISTED - 1400m  
 24 June 2023 - 11:44  
 Track Rating: Good 4, Weather: Fine, Rail Position: +6m Entire Course



BRISBANE RACING CLUB

| Section                | Overall                  | 1200m                    | 1000m                    | 800m                     | 600m                     | 400m                     | 200m                     |
|------------------------|--------------------------|--------------------------|--------------------------|--------------------------|--------------------------|--------------------------|--------------------------|
| Section Times          | 1:25.50 [4]<br>(0:14.51) | 1:10.99 [5]<br>(0:11.78) | 0:59.21 [5]<br>(0:12.38) | 0:46.83 [4]<br>(0:12.36) | 0:34.47 [4]<br>(0:11.31) | 0:23.16 [4]<br>(0:11.13) | 0:12.03 [4]<br>(0:12.03) |
| Average Speed [km/h]   | 49.8                     | 61.2                     | 58.4                     | 58.1                     | 63.1                     | 64.7                     | 59.9                     |
| Top Speed [km/h]       | 63.0                     | 63.5                     | 58.9                     | 61.5                     | 66.7                     | 66.6                     | 64.4                     |
| Avg. Dist. to Rail [m] | 10.5                     | 1.2                      | 0.7                      | 0.5                      | 1.6                      | 0.8                      | 1.7                      |
| Avg. Stride Freq. [Hz] | 2.2                      | 2.3                      | 2.3                      | 2.3                      | 2.4                      | 2.5                      | 2.4                      |
| Avg. Stride Length [m] | 6.2                      | 7.3                      | 7.2                      | 7.2                      | 7.3                      | 7.2                      | 7.0                      |



- [ ] Ranking at each section and finish
- .-.- No data available at this section
- NA No data available



|                                |                |
|--------------------------------|----------------|
| Horse/Jockey Name              | Cap Ferrat     |
| Final Rank                     | 5              |
| Fastest Section Time (Section) | 0:11.21 (400m) |
| Top Speed [km/h] (Section)     | 67.6 (600m)    |
| Race State                     | Finished       |

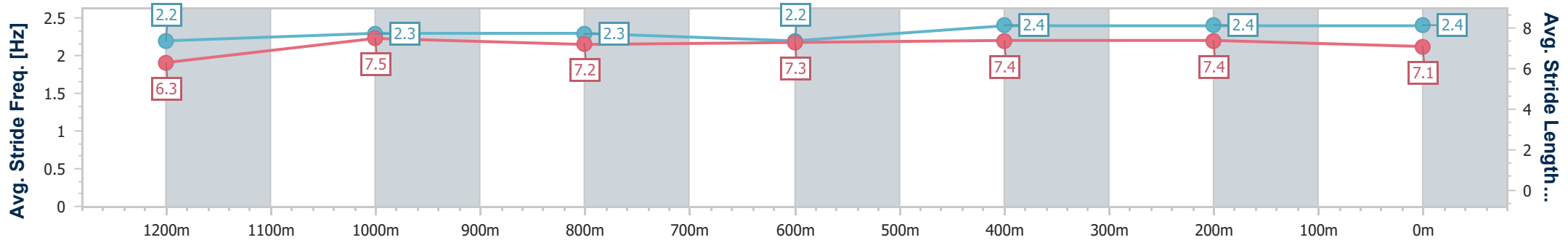
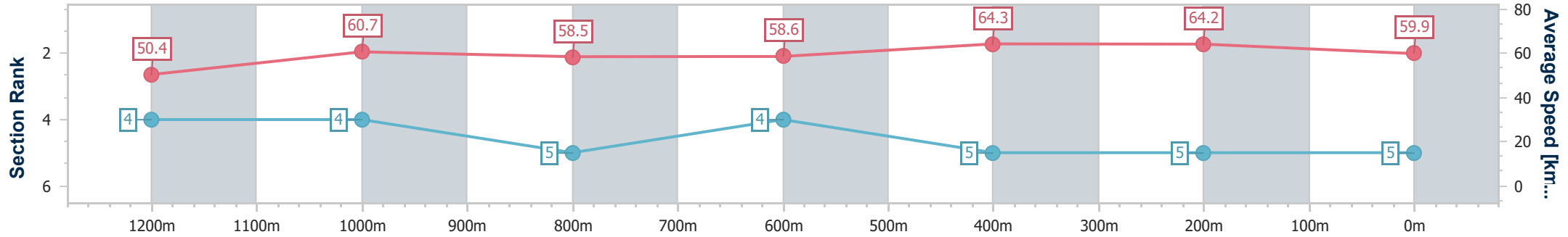


Eagle Farm QLD Professional  
 Race 1: TATTERSALL'S LIFE MEMBERS STAKES - LISTED - 1400m  
 24 June 2023 - 11:44  
 Track Rating: Good 4, Weather: Fine, Rail Position: +6m Entire Course



BRISBANE RACING CLUB

| Section                | Overall                  | 1200m                    | 1000m                    | 800m                     | 600m                     | 400m                     | 200m                     |
|------------------------|--------------------------|--------------------------|--------------------------|--------------------------|--------------------------|--------------------------|--------------------------|
| Section Times          | 1:25.57 [5]<br>(0:14.38) | 1:11.19 [4]<br>(0:11.89) | 0:59.30 [4]<br>(0:12.41) | 0:46.89 [5]<br>(0:12.35) | 0:34.54 [4]<br>(0:11.32) | 0:23.22 [5]<br>(0:11.21) | 0:12.01 [5]<br>(0:12.01) |
| Average Speed [km/h]   | 50.4                     | 60.7                     | 58.5                     | 58.6                     | 64.3                     | 64.2                     | 59.9                     |
| Top Speed [km/h]       | 63.3                     | 62.8                     | 59.9                     | 62.3                     | 67.6                     | 65.6                     | 62.6                     |
| Avg. Dist. to Rail [m] | 12.3                     | 2.5                      | 2.0                      | 1.4                      | 2.0                      | 6.4                      | 6.4                      |
| Avg. Stride Freq. [Hz] | 2.2                      | 2.3                      | 2.3                      | 2.2                      | 2.4                      | 2.4                      | 2.4                      |
| Avg. Stride Length [m] | 6.3                      | 7.5                      | 7.2                      | 7.3                      | 7.4                      | 7.4                      | 7.1                      |



- [ ] Ranking at each section and finish
- .-.- No data available at this section
- NA No data available



|                                |                |
|--------------------------------|----------------|
| Horse/Jockey Name              | Kirikan        |
| Final Rank                     | 6              |
| Fastest Section Time (Section) | 0:11.12 (600m) |
| Top Speed [km/h] (Section)     | 68.0 (600m)    |
| Race State                     | Finished       |

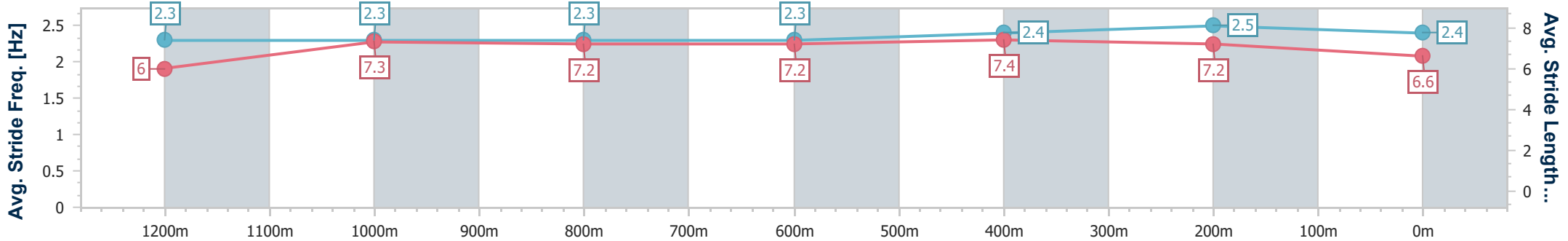
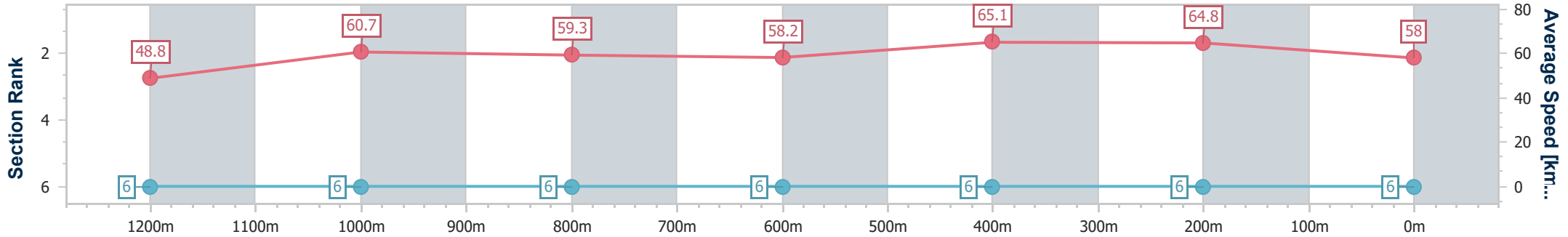


Eagle Farm QLD Professional  
 Race 1: TATTERSALL'S LIFE MEMBERS STAKES - LISTED - 1400m  
 24 June 2023 - 11:44  
 Track Rating: Good 4, Weather: Fine, Rail Position: +6m Entire Course



BRISBANE RACING CLUB

| Section                | Overall                  | 1200m                    | 1000m                    | 800m                     | 600m                     | 400m                     | 200m                     |  |  |  |  |  |  |  |
|------------------------|--------------------------|--------------------------|--------------------------|--------------------------|--------------------------|--------------------------|--------------------------|--|--|--|--|--|--|--|
| Section Times          | 1:25.97 [6]<br>(0:14.84) | 1:11.13 [6]<br>(0:11.87) | 0:59.26 [6]<br>(0:12.20) | 0:47.06 [6]<br>(0:12.41) | 0:34.65 [6]<br>(0:11.12) | 0:23.53 [6]<br>(0:11.12) | 0:12.41 [6]<br>(0:12.41) |  |  |  |  |  |  |  |
| Average Speed [km/h]   | 48.8                     | 60.7                     | 59.3                     | 58.2                     | 65.1                     | 64.8                     | 58.0                     |  |  |  |  |  |  |  |
| Top Speed [km/h]       | 61.9                     | 62.3                     | 61.2                     | 60.0                     | 68.0                     | 66.8                     | 62.1                     |  |  |  |  |  |  |  |
| Avg. Dist. to Rail [m] | 12.4                     | 1.1                      | 0.9                      | 1.0                      | 1.2                      | 6.0                      | 7.5                      |  |  |  |  |  |  |  |
| Avg. Stride Freq. [Hz] | 2.3                      | 2.3                      | 2.3                      | 2.3                      | 2.4                      | 2.5                      | 2.4                      |  |  |  |  |  |  |  |
| Avg. Stride Length [m] | 6.0                      | 7.3                      | 7.2                      | 7.2                      | 7.4                      | 7.2                      | 6.6                      |  |  |  |  |  |  |  |



- [ ] Ranking at each section and finish
- .-.- No data available at this section
- NA No data available