



# Aquis Park Gold Coast Poly QLD Professional

## Race 6: VerseSeal Waterproofing Coatings BENCHMARK 58 Handicap - 1900m

24 June 2023 - 15:34



Track Rating: Synthetic , Weather: Fine, Rail Position: True

Section		Overall	1800m	1600m	1400m	1200m	1000m	800m	Last 600m				
Field Times		1:57.30 (0:08.25)	1:49.05 (0:11.31)	1:37.74 (0:11.77)	1:25.97 (0:12.59)	1:13.38 (0:12.85)	1:00.53 (0:12.00)	0:48.53 (0:11.99)	0:36.54				
Rank	TAB Horse/Jockey	Barrier	Top Speed [km/h]	Fastest Section									Distance Travelled [m]
1	7 <b>DAMIANI</b> Danny Peisley	11	64.9 1800m	0:08.40 Overall	1:57.30 [1] (0:08.40)	1:48.90 [6] (0:11.50)	1:37.40 [5] (0:12.07)	1:25.33 [5] (0:12.58)	1:12.75 [5] (0:12.64)	1:00.11 [5] (0:11.58)	0:48.53 [1] (0:11.99)	0:36.54	
2	5 <b>DAULAT TAI PANAZIZ</b> Boris Thornton	6	64.0 1800m	0:08.35 Overall	1:57.51 [2] (0:08.35)	1:49.16 [4] (0:11.52)	1:37.64 [4] (0:11.92)	1:25.72 [4] (0:12.60)	1:13.12 [4] (0:12.75)	1:00.37 [3] (0:12.32)	0:48.05 [5] (0:11.76)	0:36.29	-3
3	1 <b>ZOOMURUDI</b> Dan McGillivray	13	65.0 600m	0:08.90 Overall	1:57.57 [3] (0:08.90)	1:48.67 [11] (0:11.80)	1:36.87 [11] (0:12.38)	1:24.49 [11] (0:12.34)	1:12.15 [11] (0:12.40)	0:59.75 [12] (0:12.60)	0:47.15 [12] (0:11.58)	0:35.57	+2
4	9 <b>FEUDALIST</b> Michael Cahill	12	62.8 800m	0:08.61 Overall	1:57.84 [4] (0:08.61)	1:49.23 [9] (0:12.05)	1:37.18 [10] (0:12.25)	1:24.93 [10] (0:12.50)	1:12.43 [10] (0:12.08)	1:00.35 [8] (0:11.99)	0:48.36 [6] (0:11.69)	0:36.67	+8
5	10 <b>TORQUE ESPAGNA</b> Montana Philpot	3	64.5 800m	0:08.38 Overall	1:57.97 [5] (0:08.38)	1:49.59 [5] (0:11.72)	1:37.87 [6] (0:12.09)	1:25.78 [6] (0:12.58)	1:13.20 [7] (0:12.55)	1:00.65 [6] (0:12.45)	0:48.20 [7] (0:11.66)	0:36.54	+8
6	11 <b>GENERAL WOLFFE</b> Madeleine Wishart	2	63.1 600m	0:08.32 Overall	1:58.10 [6] (0:08.32)	1:49.78 [2] (0:11.90)	1:37.88 [7] (0:11.98)	1:25.90 [7] (0:12.50)	1:13.40 [6] (0:12.71)	1:00.69 [7] (0:12.47)	0:48.22 [8] (0:11.69)	0:36.53	+0
7	8 <b>PATTI WAGGIN</b> Jai Williams	10	65.6 1800m	0:08.34 Overall	1:58.21 [7] (0:08.34)	1:49.87 [3] (0:11.22)	1:38.65 [2] (0:11.77)	1:26.88 [1] (0:12.59)	1:14.29 [1] (0:12.85)	1:01.44 [1] (0:12.33)	0:49.11 [3] (0:11.76)	0:37.35	+8
8	3 <b>NO MORE RED</b> Bailey Wheeler	1	65.8 1800m	0:08.25 Overall	1:58.22 [8] (0:08.25)	1:49.97 [1] (0:11.31)	1:38.66 [1] (0:11.90)	1:26.76 [2] (0:12.49)	1:14.27 [2] (0:12.85)	1:01.42 [2] (0:12.18)	0:49.24 [2] (0:11.87)	0:37.37	-1
9	4 <b>TEA LEAVES</b> Noel Callow	8	65.0 1800m	0:08.41 Overall	1:58.23 [9] (0:08.41)	1:49.82 [7] (0:11.38)	1:38.44 [3] (0:11.93)	1:26.51 [3] (0:12.65)	1:13.86 [3] (0:12.78)	1:01.08 [4] (0:12.11)	0:48.97 [4] (0:11.62)	0:37.35	+10
10	12 <b>MASTER OF MENACE</b> Casey Waddell	14	63.6 600m	0:09.07 Overall	1:59.25 [10] (0:09.07)	1:50.18 [12] (0:11.80)	1:38.38 [12] (0:12.35)	1:26.03 [12] (0:12.42)	1:13.61 [12] (0:12.13)	1:01.48 [11] (0:12.57)	0:48.91 [11] (0:12.04)	0:36.87	+11

Scratched: Lago Di Braies (#14), Bartalumba (#13)

Report Created: Sat 24 June 2023 16:28 GMT+10 (Note: Timing is based on position data)

Page 1/16

[ ] Ranking at each section and finish  
 -:-:- No data available at this section  
 NA No data available  
 SCN Saddle cloth number  
 DNF Did not finish  
 DNT Did not track

data processed by TRIPLESDATA



**Aquis Park Gold Coast Poly QLD Professional**  
**Race 6: VerseSeal Waterproofing Coatings BENCHMARK 58 Handicap - 1900m**  
**24 June 2023 - 15:34**



Track Rating: Synthetic , Weather: Fine, Rail Position: True

Section		Overall	1800m	1600m	1400m	1200m	1000m	800m	Last 600m
Field Times		1:57.30 (0:08.25)	1:49.05 (0:11.31)	1:37.74 (0:11.77)	1:25.97 (0:12.59)	1:13.38 (0:12.85)	1:00.53 (0:12.00)	0:48.53 (0:11.99)	0:36.54

Rank	TAB	Horse/Jockey	Barrier	Top Speed [km/h]	Fastest Section	Overall	1800m	1600m	1400m	1200m	1000m	800m	Last 600m	Distance Travelled [m]
11	2	KISS MY MILLO	7	64.7	0:08.55	1:59.29 [11]	1:50.74 [8]	1:38.98 [8]	1:26.81 [8]	1:14.23 [8]	1:01.73 [9]	0:49.34 [9]	0:37.77	+11
		Jag Guthmann-Chester		800m	Overall	(0:08.55)	(0:11.76)	(0:12.17)	(0:12.58)	(0:12.50)	(0:12.39)	(0:11.57)		
12	6	ROWLETT	4	62.9	0:08.70	1:59.32 [12]	1:50.62 [10]	1:38.78 [9]	1:26.67 [9]	1:14.25 [9]	1:01.66 [10]	0:49.19 [10]	0:37.44	+1
		Michael Murphy		600m	Overall	(0:08.70)	(0:11.84)	(0:12.11)	(0:12.42)	(0:12.59)	(0:12.47)	(0:11.75)		

Scratched: Lago Di Braies (#14), Bartalumba (#13)

[ ] Ranking at each section and finish  
 -:-:-:- No data available at this section  
 NA No data available

SCN Saddle cloth number  
 DNF Did not finish  
 DNT Did not track



# Aquis Park Gold Coast Poly QLD Professional

## Race 6: VerseSeal Waterproofing Coatings BENCHMARK 58 Handicap - 1900m

24 June 2023 - 15:34



Track Rating: Synthetic , Weather: Fine, Rail Position: True

Section				600m	400m	200m			Last 600m	
Field Times				0:36.54 (0:11.84)	0:24.70 (0:12.16)	0:12.54 (0:12.54)			0:36.54	
Rank	TAB	Horse/Jockey	Barrier	Top Speed [km/h]	Fastest Section	Margin			Distance Travelled [m]	
1	7	<b>DAMIANI</b> Danny Peisley	11	64.9 1800m	0:08.40 Overall	0:36.54 [1] (0:11.84)	0:24.70 [1] (0:12.16)	0:12.54 [1] (0:12.54)	1:57.30	0:36.54
2	5	<b>DAULAT TAI PANAZIZ</b> Boris Thornton	6	64.0 1800m	0:08.35 Overall	0:36.29 [6] (0:11.74)	0:24.55 [6] (0:12.10)	0:12.45 [2] (0:12.45)	1L	0:36.29 -3
3	1	<b>ZOOMURUDI</b> Dan McGillivray	13	65.0 600m	0:08.90 Overall	0:35.57 [11] (0:11.39)	0:24.18 [9] (0:11.97)	0:12.21 [5] (0:12.21)	1.3L	0:35.57 +2
4	9	<b>FEUDALIST</b> Michael Cahill	12	62.8 800m	0:08.61 Overall	0:36.67 [5] (0:11.78)	0:24.89 [5] (0:12.19)	0:12.70 [3] (0:12.70)	2.8L	0:36.67 +8
5	10	<b>TORQUE ESPAGNA</b> Montana Philpot	3	64.5 800m	0:08.38 Overall	0:36.54 [7] (0:11.74)	0:24.80 [7] (0:12.26)	0:12.54 [8] (0:12.54)	3.6L	0:36.54 +8
6	11	<b>GENERAL WOLFFE</b> Madeleine Wishart	2	63.1 600m	0:08.32 Overall	0:36.53 [9] (0:11.85)	0:24.68 [10] (0:12.13)	0:12.55 [9] (0:12.55)	4.4L	0:36.53 +0
7	8	<b>PATTI WAGGIN</b> Jai Williams	10	65.6 1800m	0:08.34 Overall	0:37.35 [3] (0:11.99)	0:25.36 [3] (0:12.52)	0:12.84 [6] (0:12.84)	4.9L	0:37.35 +8
8	3	<b>NO MORE RED</b> Bailey Wheeler	1	65.8 1800m	0:08.25 Overall	0:37.37 [2] (0:11.96)	0:25.41 [2] (0:12.43)	0:12.98 [4] (0:12.98)	5L	0:37.37 -1
9	4	<b>TEA LEAVES</b> Noel Callow	8	65.0 1800m	0:08.41 Overall	0:37.35 [4] (0:12.00)	0:25.35 [4] (0:12.52)	0:12.83 [7] (0:12.83)	5.1L	0:37.35 +10
10	12	<b>MASTER OF MENACE</b> Casey Waddell	14	63.6 600m	0:09.07 Overall	0:36.87 [12] (0:11.91)	0:24.96 [12] (0:12.26)	0:12.70 [12] (0:12.70)	10.9L	0:36.87 +11

Scratched: Lago Di Braies (#14), Bartalumba (#13)



**Aquis Park Gold Coast Poly QLD Professional**  
**Race 6: VerseSeal Waterproofing Coatings BENCHMARK 58 Handicap - 1900m**  
**24 June 2023 - 15:34**



Track Rating: Synthetic , Weather: Fine, Rail Position: True

Section		600m	400m	200m				Last 600m		
Field Times		0:36.54 (0:11.84)	0:24.70 (0:12.16)	0:12.54 (0:12.54)				0:36.54		
Rank	TAB Horse/Jockey	Barrier	Top Speed [km/h]	Fastest Section	Margin			Distance Travelled [m]		
11	2 <b>KISS MY MILLO</b> Jag Guthmann-Chester	7	64.7 800m	0:08.55 Overall	0:37.77 [8] (0:11.81)	0:25.96 [8] (0:12.62)	0:13.34 [10] (0:13.34)	11.1L	0:37.77	+11
12	6 <b>ROWLETT</b> Michael Murphy	4	62.9 600m	0:08.70 Overall	0:37.44 [10] (0:11.81)	0:25.63 [11] (0:12.53)	0:13.10 [11] (0:13.10)	11.3L	0:37.44	+1

Scratched: Lago Di Braies (#14), Bartalumba (#13)

[ ] Ranking at each section and finish  
 -:-:-:- No data available at this section  
 NA No data available

SCN Saddle cloth number  
 DNF Did not finish  
 DNT Did not track



Horse/Jockey Name	Damiani
Final Rank	1
Fastest Section Time (Section)	0:08.40 (Overall)
Top Speed [km/h] (Section)	64.9 (1800m)
Race State	Finished



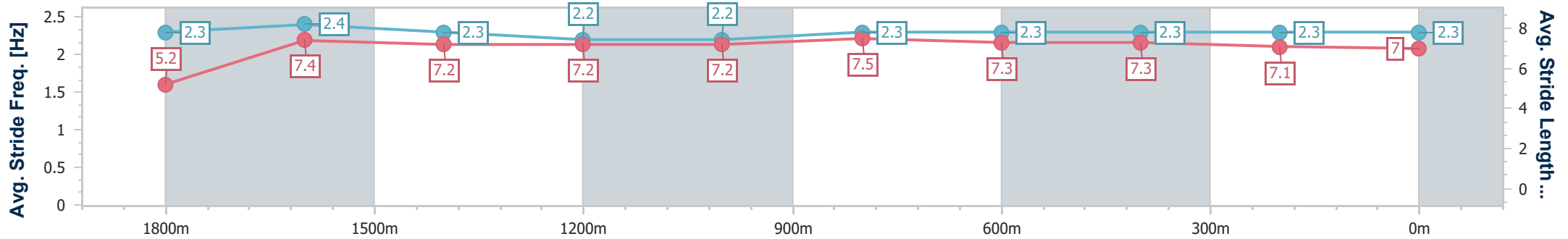
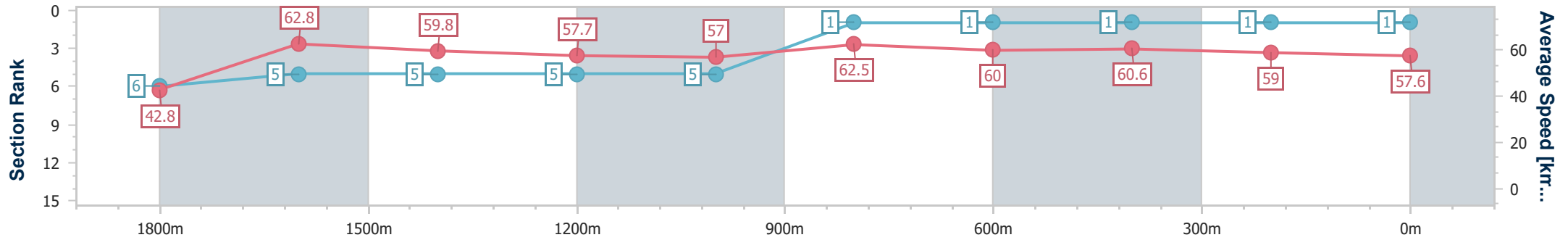
Aquis Park Gold Coast Poly QLD Professional  
Race 6: VerseSeal Waterproofing Coatings BENCHMARK 58  
Handicap - 1900m



24 June 2023 - 15:34

Track Rating: Synthetic , Weather: Fine, Rail Position: True

Section	Overall	1800m	1600m	1400m	1200m	1000m	800m	600m	400m	200m
Section Times	1:57.30 [1] (0:08.40)	1:48.90 [6] (0:11.50)	1:37.40 [5] (0:12.07)	1:25.33 [5] (0:12.58)	1:12.75 [5] (0:12.64)	1:00.11 [5] (0:11.58)	0:48.53 [1] (0:11.99)	0:36.54 [1] (0:11.84)	0:24.70 [1] (0:12.16)	0:12.54 [1] (0:12.54)
Average Speed [km/h]	42.8	62.8	59.8	57.7	57.0	62.5	60.0	60.6	59.0	57.6
Top Speed [km/h]	61.4	64.9	60.9	58.6	59.4	63.9	61.8	62.5	59.8	58.5
Avg. Dist. to Rail [m]	7.0	2.5	0.8	1.2	3.1	2.4	0.4	0.9	1.0	1.8
Avg. Stride Freq. [Hz]	2.3	2.4	2.3	2.2	2.2	2.3	2.3	2.3	2.3	2.3
Avg. Stride Length [m]	5.2	7.4	7.2	7.2	7.2	7.5	7.3	7.3	7.1	7.0



- [ ] Ranking at each section and finish
- .-.- No data available at this section
- NA No data available



Horse/Jockey Name	Daulat Tai Panaziz
Final Rank	2
Fastest Section Time (Section)	0:08.35 (Overall)
Top Speed [km/h] (Section)	64.0 (1800m)
Race State	Finished



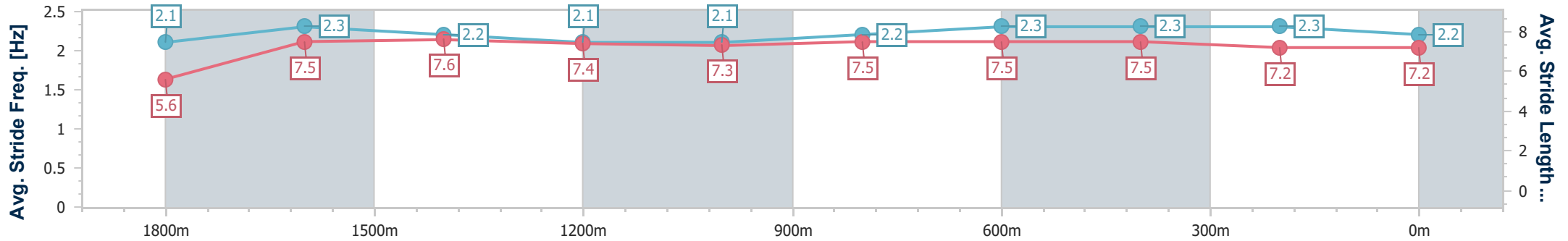
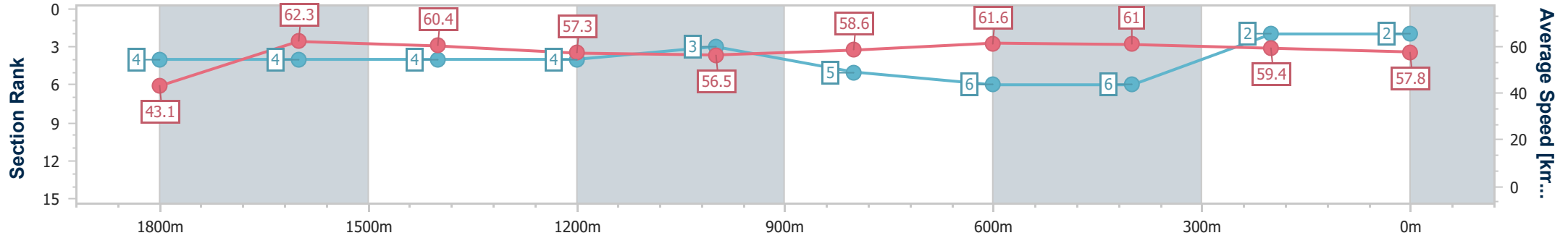
Aquis Park Gold Coast Poly QLD Professional  
 Race 6: VerseSeal Waterproofing Coatings BENCHMARK 58  
 Handicap - 1900m



24 June 2023 - 15:34

Track Rating: Synthetic , Weather: Fine, Rail Position: True

Section	Overall	1800m	1600m	1400m	1200m	1000m	800m	600m	400m	200m
Section Times	1:57.51 [2] (0:08.35)	1:49.16 [4] (0:11.52)	1:37.64 [4] (0:11.92)	1:25.72 [4] (0:12.60)	1:13.12 [4] (0:12.75)	1:00.37 [3] (0:12.32)	0:48.05 [5] (0:11.76)	0:36.29 [6] (0:11.74)	0:24.55 [6] (0:12.10)	0:12.45 [2] (0:12.45)
Average Speed [km/h]	43.1	62.3	60.4	57.3	56.5	58.6	61.6	61.0	59.4	57.8
Top Speed [km/h]	59.3	64.0	62.1	59.3	57.2	61.4	62.8	63.2	60.4	59.5
Avg. Dist. to Rail [m]	4.4	1.4	0.8	0.4	1.2	1.0	1.2	1.0	1.4	3.4
Avg. Stride Freq. [Hz]	2.1	2.3	2.2	2.1	2.1	2.2	2.3	2.3	2.3	2.2
Avg. Stride Length [m]	5.6	7.5	7.6	7.4	7.3	7.5	7.5	7.5	7.2	7.2



- [ ] Ranking at each section and finish
- .-.- No data available at this section
- NA No data available



Horse/Jockey Name	Zoomurudi
Final Rank	3
Fastest Section Time (Section)	0:08.90 (Overall)
Top Speed [km/h] (Section)	65.0 (600m)
Race State	Finished



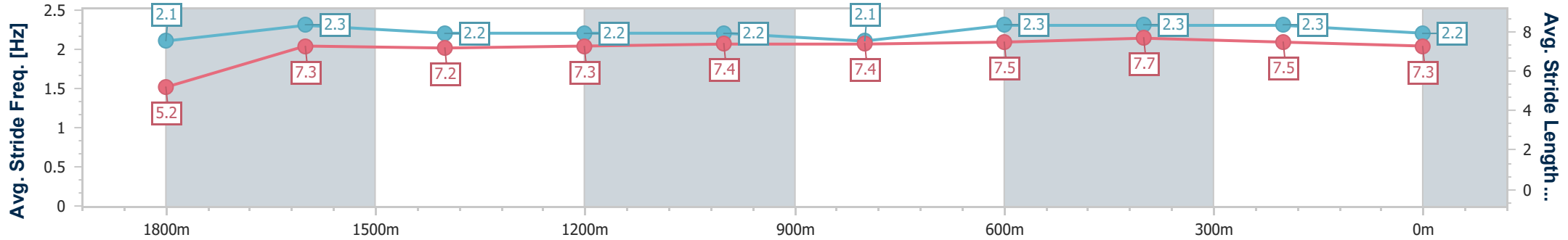
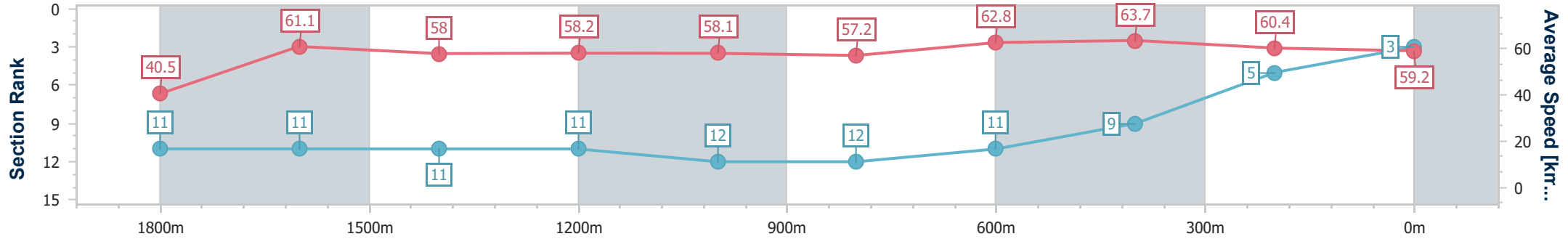
Aquis Park Gold Coast Poly QLD Professional  
Race 6: VerseSeal Waterproofing Coatings BENCHMARK 58  
Handicap - 1900m



24 June 2023 - 15:34

Track Rating: Synthetic , Weather: Fine, Rail Position: True

Section	Overall	1800m	1600m	1400m	1200m	1000m	800m	600m	400m	200m
Section Times	1:57.57 [3] (0:08.90)	1:48.67 [11] (0:11.80)	1:36.87 [11] (0:12.38)	1:24.49 [11] (0:12.34)	1:12.15 [11] (0:12.40)	0:59.75 [12] (0:12.60)	0:47.15 [12] (0:11.58)	0:35.57 [11] (0:11.39)	0:24.18 [9] (0:11.97)	0:12.21 [5] (0:12.21)
Average Speed [km/h]	40.5	61.1	58.0	58.2	58.1	57.2	62.8	63.7	60.4	59.2
Top Speed [km/h]	57.5	62.4	60.0	59.1	59.7	60.9	64.8	65.0	61.5	60.0
Avg. Dist. to Rail [m]	9.6	1.1	0.3	0.3	0.7	0.9	1.8	2.1	3.9	5.9
Avg. Stride Freq. [Hz]	2.1	2.3	2.2	2.2	2.2	2.1	2.3	2.3	2.3	2.2
Avg. Stride Length [m]	5.2	7.3	7.2	7.3	7.4	7.4	7.5	7.7	7.5	7.3



- [ ] Ranking at each section and finish
- .-.- No data available at this section
- NA No data available



Horse/Jockey Name	Feudalist
Final Rank	4
Fastest Section Time (Section)	0:08.61 (Overall)
Top Speed [km/h] (Section)	62.8 (800m)
Race State	Finished



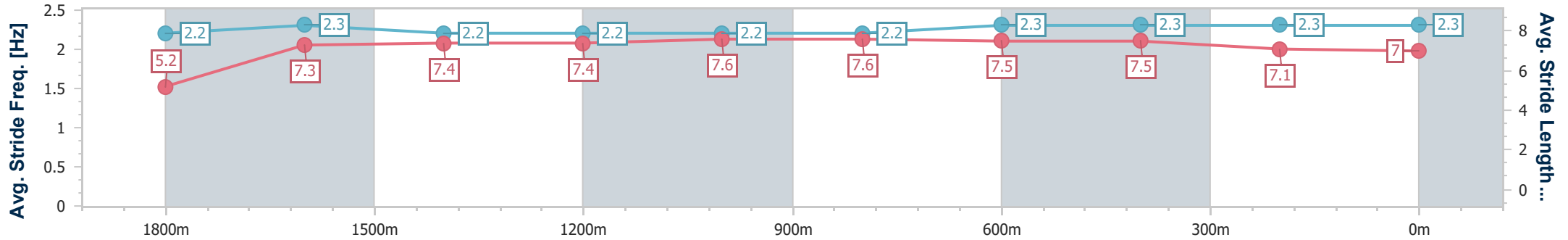
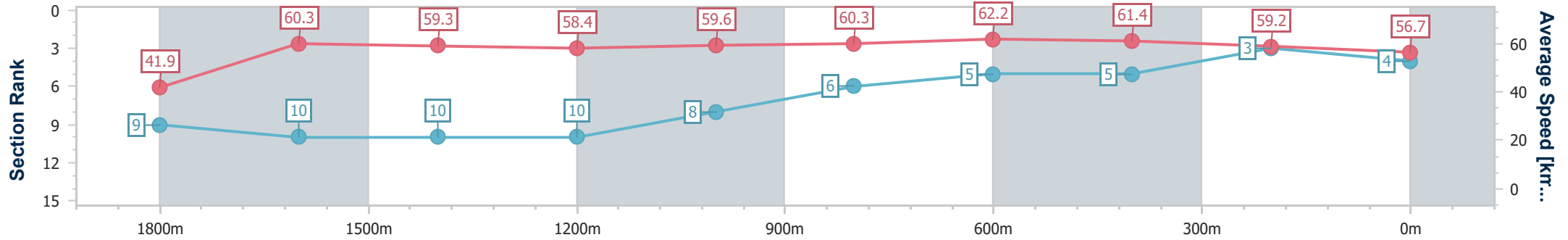
Aquis Park Gold Coast Poly QLD Professional  
 Race 6: VerseSeal Waterproofing Coatings BENCHMARK 58  
 Handicap - 1900m



24 June 2023 - 15:34

Track Rating: Synthetic , Weather: Fine, Rail Position: True

Section	Overall	1800m	1600m	1400m	1200m	1000m	800m	600m	400m	200m
Section Times	1:57.84 [4] (0:08.61)	1:49.23 [9] (0:12.05)	1:37.18 [10] (0:12.25)	1:24.93 [10] (0:12.50)	1:12.43 [10] (0:12.08)	1:00.35 [8] (0:11.99)	0:48.36 [6] (0:11.69)	0:36.67 [5] (0:11.78)	0:24.89 [5] (0:12.19)	0:12.70 [3] (0:12.70)
Average Speed [km/h]	41.9	60.3	59.3	58.4	59.6	60.3	62.2	61.4	59.2	56.7
Top Speed [km/h]	57.6	62.0	60.3	59.7	60.1	62.3	62.8	62.7	59.9	58.9
Avg. Dist. to Rail [m]	8.7	4.1	2.8	1.7	2.1	2.1	1.9	1.2	2.7	4.7
Avg. Stride Freq. [Hz]	2.2	2.3	2.2	2.2	2.2	2.2	2.3	2.3	2.3	2.3
Avg. Stride Length [m]	5.2	7.3	7.4	7.4	7.6	7.6	7.5	7.5	7.1	7.0



- [ ] Ranking at each section and finish
- .-.-.- No data available at this section
- NA No data available





Horse/Jockey Name	Torque Espagna
Final Rank	5
Fastest Section Time (Section)	0:08.38 (Overall)
Top Speed [km/h] (Section)	64.5 (800m)
Race State	Finished



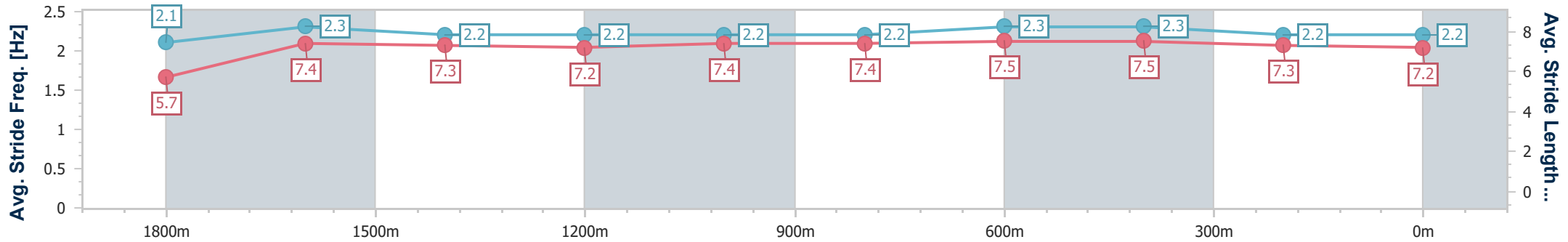
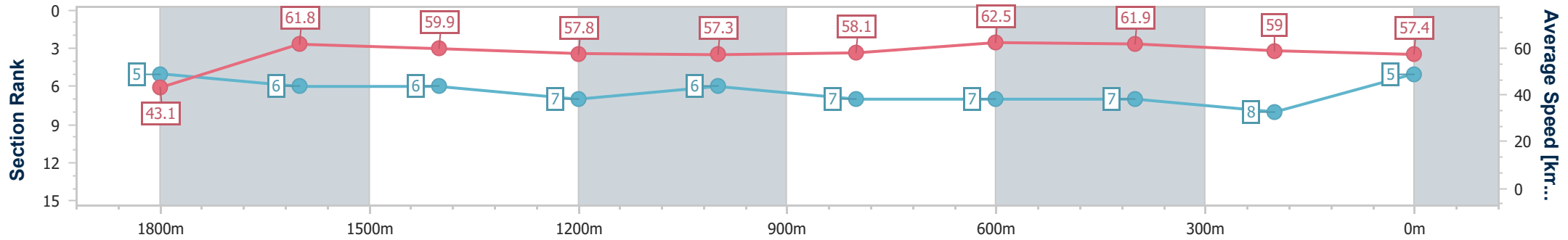
Aquis Park Gold Coast Poly QLD Professional  
Race 6: VerseSeal Waterproofing Coatings BENCHMARK 58  
Handicap - 1900m



24 June 2023 - 15:34

Track Rating: Synthetic , Weather: Fine, Rail Position: True

Section	Overall	1800m	1600m	1400m	1200m	1000m	800m	600m	400m	200m
Section Times	1:57.97 [5] (0:08.38)	1:49.59 [5] (0:11.72)	1:37.87 [6] (0:12.09)	1:25.78 [6] (0:12.58)	1:13.20 [7] (0:12.55)	1:00.65 [6] (0:12.45)	0:48.20 [7] (0:11.66)	0:36.54 [7] (0:11.74)	0:24.80 [7] (0:12.26)	0:12.54 [8] (0:12.54)
Average Speed [km/h]	43.1	61.8	59.9	57.8	57.3	58.1	62.5	61.9	59.0	57.4
Top Speed [km/h]	59.3	62.8	61.0	59.3	58.2	60.4	64.5	64.5	59.4	59.1
Avg. Dist. to Rail [m]	3.0	1.6	1.4	1.4	2.2	2.0	2.4	2.2	2.6	2.8
Avg. Stride Freq. [Hz]	2.1	2.3	2.2	2.2	2.2	2.2	2.3	2.3	2.2	2.2
Avg. Stride Length [m]	5.7	7.4	7.3	7.2	7.4	7.4	7.5	7.5	7.3	7.2



- [ ] Ranking at each section and finish
- .-.- No data available at this section
- NA No data available



Horse/Jockey Name	General Wolffe
Final Rank	6
Fastest Section Time (Section)	0:08.32 (Overall)
Top Speed [km/h] (Section)	63.1 (600m)
Race State	Finished



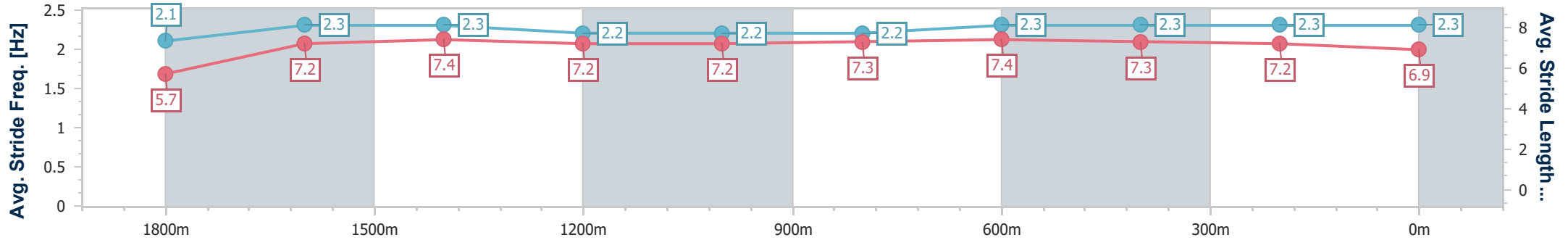
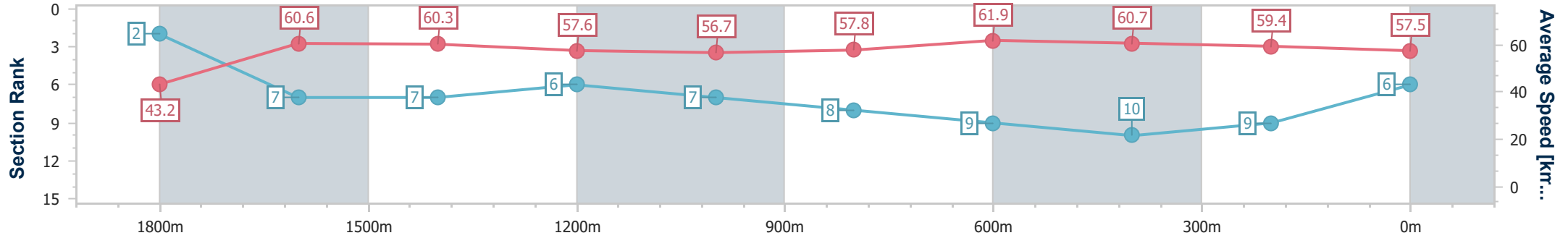
Aquis Park Gold Coast Poly QLD Professional  
 Race 6: VerseSeal Waterproofing Coatings BENCHMARK 58  
 Handicap - 1900m



24 June 2023 - 15:34

Track Rating: Synthetic , Weather: Fine, Rail Position: True

Section	Overall	1800m	1600m	1400m	1200m	1000m	800m	600m	400m	200m
Section Times	1:58.10 [6] (0:08.32)	1:49.78 [2] (0:11.90)	1:37.88 [7] (0:11.98)	1:25.90 [7] (0:12.50)	1:13.40 [6] (0:12.71)	1:00.69 [7] (0:12.47)	0:48.22 [8] (0:11.69)	0:36.53 [9] (0:11.85)	0:24.68 [10] (0:12.13)	0:12.55 [9] (0:12.55)
Average Speed [km/h]	43.2	60.6	60.3	57.6	56.7	57.8	61.9	60.7	59.4	57.5
Top Speed [km/h]	58.6	62.6	61.7	59.0	57.5	60.5	63.0	63.1	60.1	58.7
Avg. Dist. to Rail [m]	2.5	0.8	0.7	0.3	1.0	0.8	0.9	0.6	0.5	0.5
Avg. Stride Freq. [Hz]	2.1	2.3	2.3	2.2	2.2	2.2	2.3	2.3	2.3	2.3
Avg. Stride Length [m]	5.7	7.2	7.4	7.2	7.2	7.3	7.4	7.3	7.2	6.9



- [ ] Ranking at each section and finish
- .-.- No data available at this section
- NA No data available



Horse/Jockey Name	Patti Waggin
Final Rank	7
Fastest Section Time (Section)	0:08.34 (Overall)
Top Speed [km/h] (Section)	65.6 (1800m)
Race State	Finished



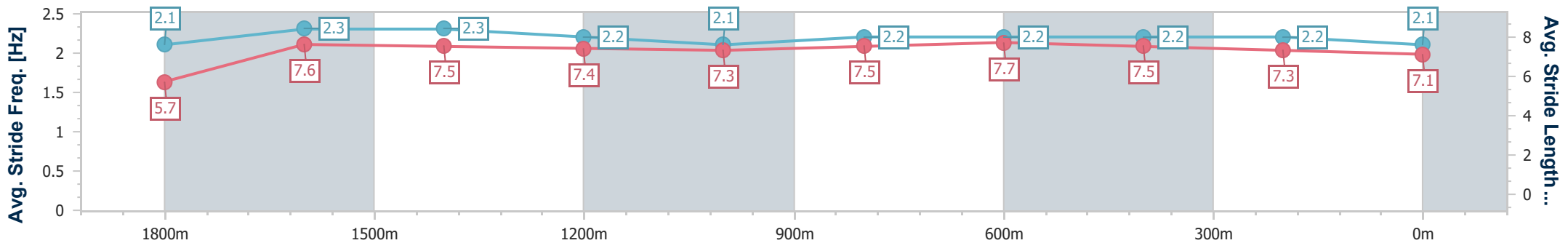
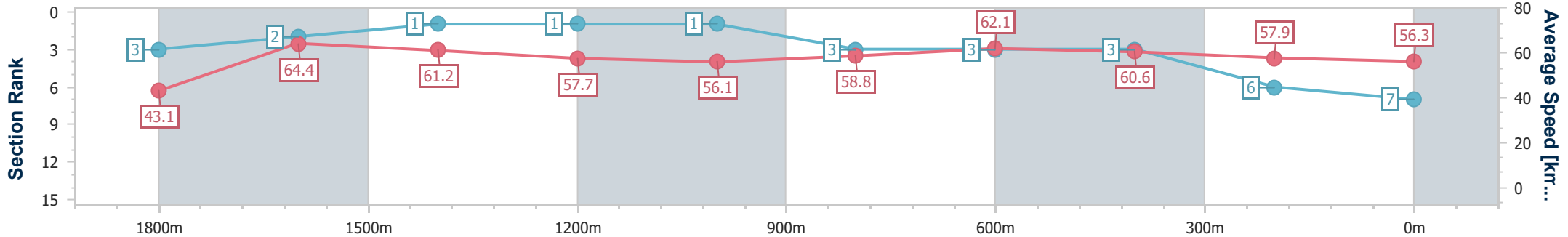
Aquis Park Gold Coast Poly QLD Professional  
 Race 6: VerseSeal Waterproofing Coatings BENCHMARK 58  
 Handicap - 1900m



24 June 2023 - 15:34

Track Rating: Synthetic , Weather: Fine, Rail Position: True

Section	Overall	1800m	1600m	1400m	1200m	1000m	800m	600m	400m	200m
Section Times	1:58.21 [7] (0:08.34)	1:49.87 [3] (0:11.22)	1:38.65 [2] (0:11.77)	1:26.88 [1] (0:12.59)	1:14.29 [1] (0:12.85)	1:01.44 [1] (0:12.33)	0:49.11 [3] (0:11.76)	0:37.35 [3] (0:11.99)	0:25.36 [3] (0:12.52)	0:12.84 [6] (0:12.84)
Average Speed [km/h]	43.1	64.4	61.2	57.7	56.1	58.8	62.1	60.6	57.9	56.3
Top Speed [km/h]	62.2	65.6	62.0	58.9	57.4	61.3	62.7	62.4	58.5	57.0
Avg. Dist. to Rail [m]	5.8	2.0	0.6	1.4	2.5	2.1	2.5	2.3	3.5	5.5
Avg. Stride Freq. [Hz]	2.1	2.3	2.3	2.2	2.1	2.2	2.2	2.2	2.2	2.1
Avg. Stride Length [m]	5.7	7.6	7.5	7.4	7.3	7.5	7.7	7.5	7.3	7.1



- [ ] Ranking at each section and finish
- .-.- No data available at this section
- NA No data available



Horse/Jockey Name	No More Red
Final Rank	8
Fastest Section Time (Section)	0:08.25 (Overall)
Top Speed [km/h] (Section)	65.8 (1800m)
Race State	Finished



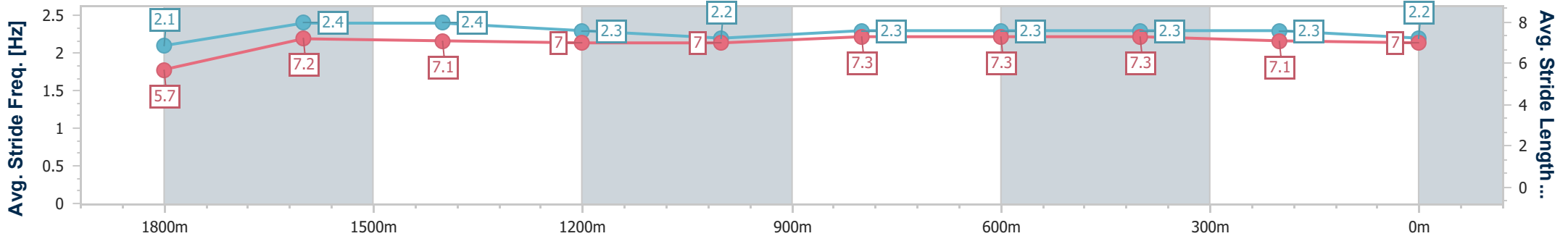
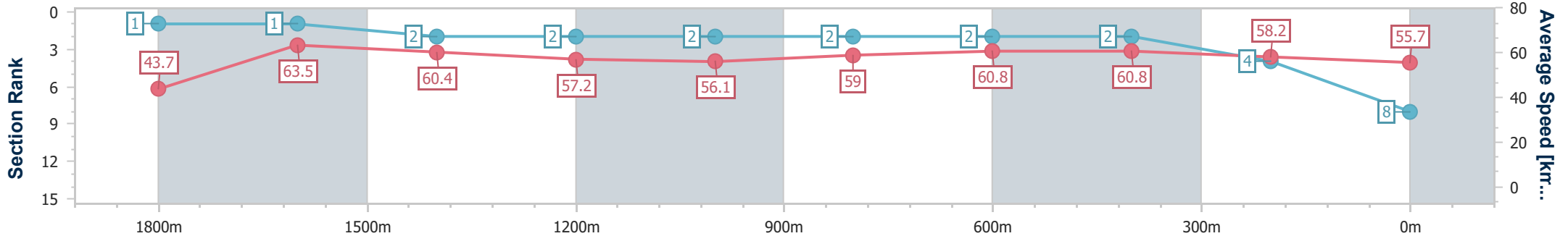
Aquis Park Gold Coast Poly QLD Professional  
 Race 6: VerseSeal Waterproofing Coatings BENCHMARK 58  
 Handicap - 1900m



24 June 2023 - 15:34

Track Rating: Synthetic , Weather: Fine, Rail Position: True

Section	Overall	1800m	1600m	1400m	1200m	1000m	800m	600m	400m	200m
Section Times	1:58.22 [8] (0:08.25)	1:49.97 [1] (0:11.31)	1:38.66 [1] (0:11.90)	1:26.76 [2] (0:12.49)	1:14.27 [2] (0:12.85)	1:01.42 [2] (0:12.18)	0:49.24 [2] (0:11.87)	0:37.37 [2] (0:11.96)	0:25.41 [2] (0:12.43)	0:12.98 [4] (0:12.98)
Average Speed [km/h]	43.7	63.5	60.4	57.2	56.1	59.0	60.8	60.8	58.2	55.7
Top Speed [km/h]	59.8	65.8	62.7	58.5	57.4	61.5	63.2	63.4	58.9	56.6
Avg. Dist. to Rail [m]	0.4	0.5	0.8	0.8	0.4	0.6	0.9	1.7	3.5	4.1
Avg. Stride Freq. [Hz]	2.1	2.4	2.4	2.3	2.2	2.3	2.3	2.3	2.3	2.2
Avg. Stride Length [m]	5.7	7.2	7.1	7.0	7.0	7.3	7.3	7.3	7.1	7.0



- [ ] Ranking at each section and finish
- .-.-.- No data available at this section
- NA No data available



Horse/Jockey Name	Tea Leaves
Final Rank	9
Fastest Section Time (Section)	0:08.41 (Overall)
Top Speed [km/h] (Section)	65.0 (1800m)
Race State	Finished



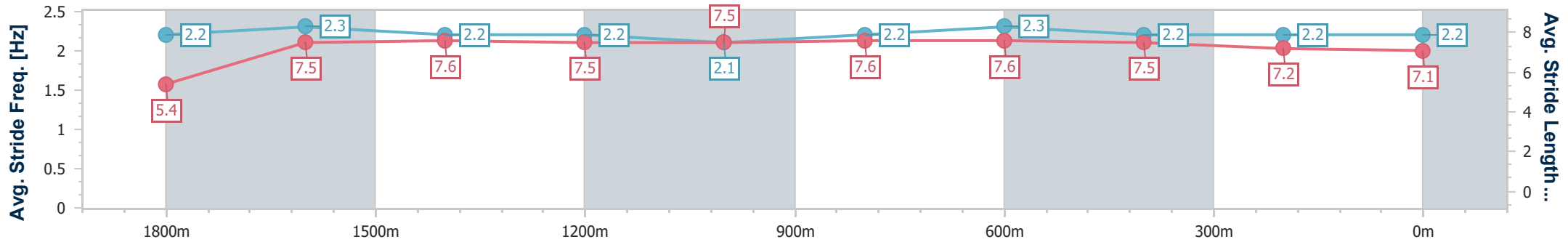
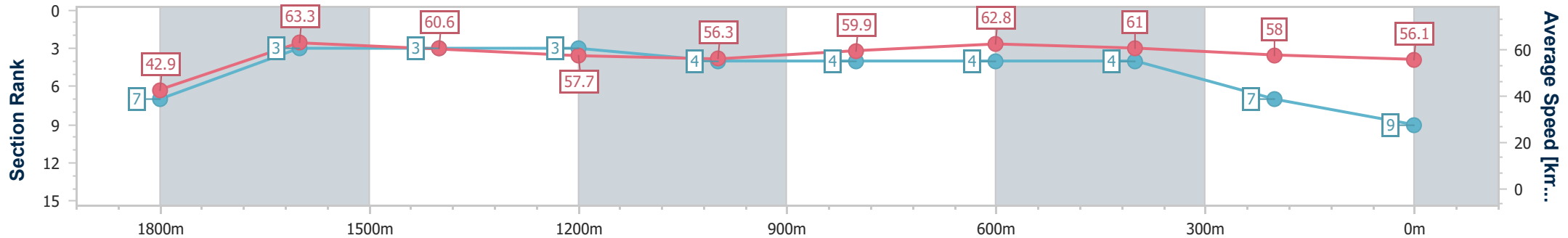
Aquis Park Gold Coast Poly QLD Professional  
 Race 6: VerseSeal Waterproofing Coatings BENCHMARK 58  
 Handicap - 1900m



24 June 2023 - 15:34

Track Rating: Synthetic , Weather: Fine, Rail Position: True

Section	Overall	1800m	1600m	1400m	1200m	1000m	800m	600m	400m	200m
Section Times	1:58.23 [9] (0:08.41)	1:49.82 [7] (0:11.38)	1:38.44 [3] (0:11.93)	1:26.51 [3] (0:12.65)	1:13.86 [3] (0:12.78)	1:01.08 [4] (0:12.11)	0:48.97 [4] (0:11.62)	0:37.35 [4] (0:12.00)	0:25.35 [4] (0:12.52)	0:12.83 [7] (0:12.83)
Average Speed [km/h]	42.9	63.3	60.6	57.7	56.3	59.9	62.8	61.0	58.0	56.1
Top Speed [km/h]	61.2	65.0	61.5	58.9	57.4	63.2	63.5	62.9	59.0	56.9
Avg. Dist. to Rail [m]	5.0	1.4	1.7	2.0	2.2	2.1	2.8	2.9	5.1	7.0
Avg. Stride Freq. [Hz]	2.2	2.3	2.2	2.2	2.1	2.2	2.3	2.2	2.2	2.2
Avg. Stride Length [m]	5.4	7.5	7.6	7.5	7.5	7.6	7.6	7.5	7.2	7.1



- [ ] Ranking at each section and finish
- .-.- No data available at this section
- NA No data available



Horse/Jockey Name	Master Of Menace
Final Rank	10
Fastest Section Time (Section)	0:09.07 (Overall)
Top Speed [km/h] (Section)	63.6 (600m)
Race State	Finished



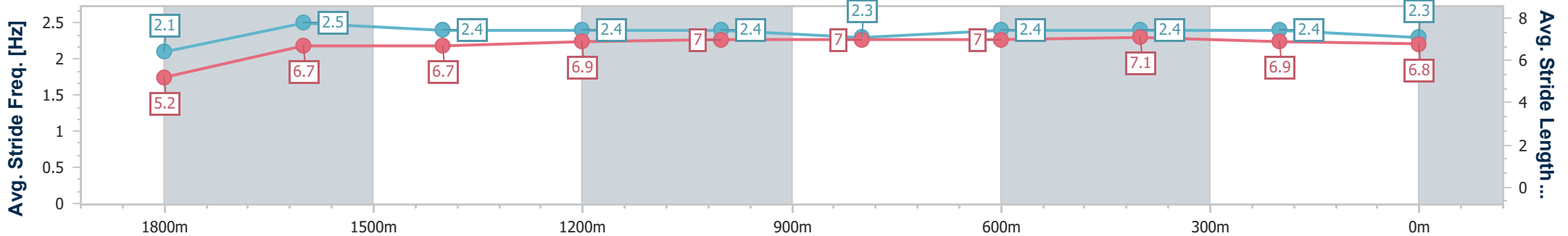
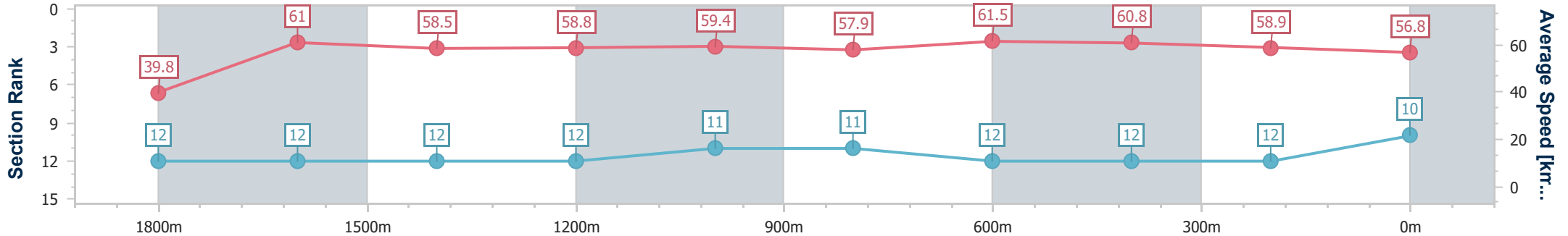
Aquis Park Gold Coast Poly QLD Professional  
 Race 6: VerseSeal Waterproofing Coatings BENCHMARK 58  
 Handicap - 1900m



24 June 2023 - 15:34

Track Rating: Synthetic , Weather: Fine, Rail Position: True

Section	Overall	1800m	1600m	1400m	1200m	1000m	800m	600m	400m	200m
Section Times	1:59.25 [10] (0:09.07)	1:50.18 [12] (0:11.80)	1:38.38 [12] (0:12.35)	1:26.03 [12] (0:12.42)	1:13.61 [12] (0:12.13)	1:01.48 [11] (0:12.57)	0:48.91 [11] (0:12.04)	0:36.87 [12] (0:11.91)	0:24.96 [12] (0:12.26)	0:12.70 [12] (0:12.70)
Average Speed [km/h]	39.8	61.0	58.5	58.8	59.4	57.9	61.5	60.8	58.9	56.8
Top Speed [km/h]	56.2	62.9	60.2	60.5	60.7	60.6	63.4	63.6	59.9	58.5
Avg. Dist. to Rail [m]	9.9	1.3	1.3	2.0	3.8	3.6	4.9	2.2	1.6	1.3
Avg. Stride Freq. [Hz]	2.1	2.5	2.4	2.4	2.4	2.3	2.4	2.4	2.4	2.3
Avg. Stride Length [m]	5.2	6.7	6.7	6.9	7.0	7.0	7.0	7.1	6.9	6.8



- [ ] Ranking at each section and finish
- .-.- No data available at this section
- NA No data available



Horse/Jockey Name	Kiss My Millo
Final Rank	11
Fastest Section Time (Section)	0:08.55 (Overall)
Top Speed [km/h] (Section)	64.7 (800m)
Race State	Finished



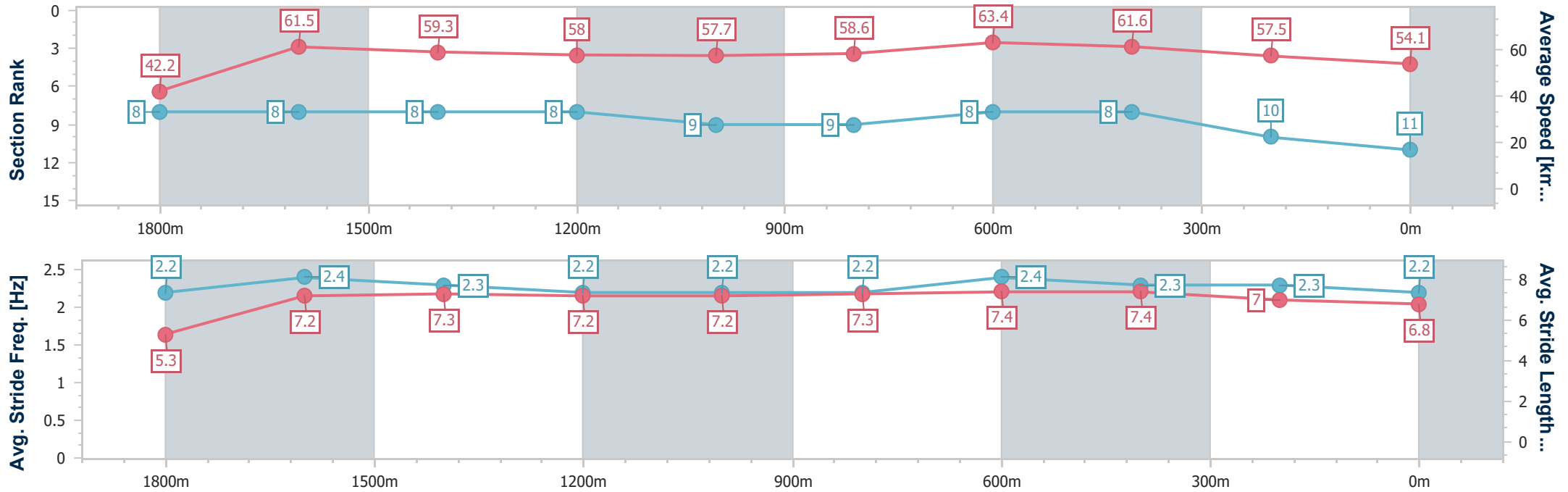
Aquis Park Gold Coast Poly QLD Professional  
 Race 6: VerseSeal Waterproofing Coatings BENCHMARK 58  
 Handicap - 1900m



24 June 2023 - 15:34

Track Rating: Synthetic , Weather: Fine, Rail Position: True

Section	Overall	1800m	1600m	1400m	1200m	1000m	800m	600m	400m	200m
Section Times	1:59.29 [11] (0:08.55)	1:50.74 [8] (0:11.76)	1:38.98 [8] (0:12.17)	1:26.81 [8] (0:12.58)	1:14.23 [8] (0:12.50)	1:01.73 [9] (0:12.39)	0:49.34 [9] (0:11.57)	0:37.77 [8] (0:11.81)	0:25.96 [8] (0:12.62)	0:13.34 [10] (0:13.34)
Average Speed [km/h]	42.2	61.5	59.3	58.0	57.7	58.6	63.4	61.6	57.5	54.1
Top Speed [km/h]	60.6	63.1	59.9	59.6	59.1	61.4	64.7	63.9	59.0	56.1
Avg. Dist. to Rail [m]	4.7	1.8	0.9	2.0	3.0	2.6	3.4	2.7	3.4	3.7
Avg. Stride Freq. [Hz]	2.2	2.4	2.3	2.2	2.2	2.2	2.4	2.3	2.3	2.2
Avg. Stride Length [m]	5.3	7.2	7.3	7.2	7.2	7.3	7.4	7.4	7.0	6.8



- [ ] Ranking at each section and finish
- .-.- No data available at this section
- NA No data available



Horse/Jockey Name	Rowlett
Final Rank	12
Fastest Section Time (Section)	0:08.70 (Overall)
Top Speed [km/h] (Section)	62.9 (600m)
Race State	Finished



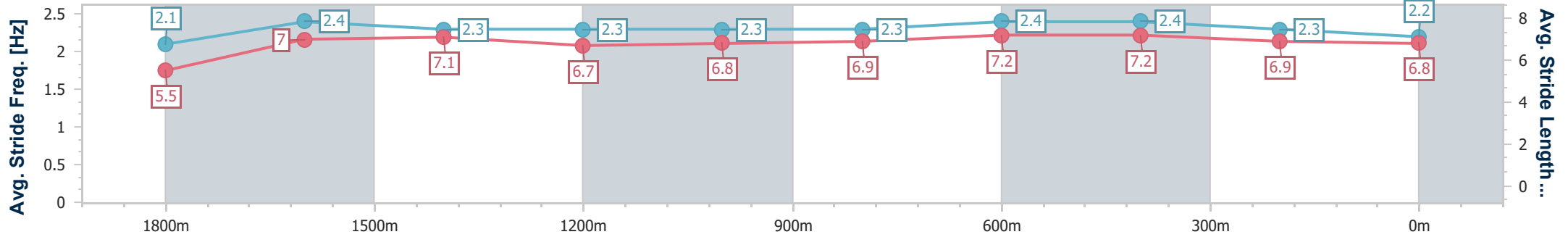
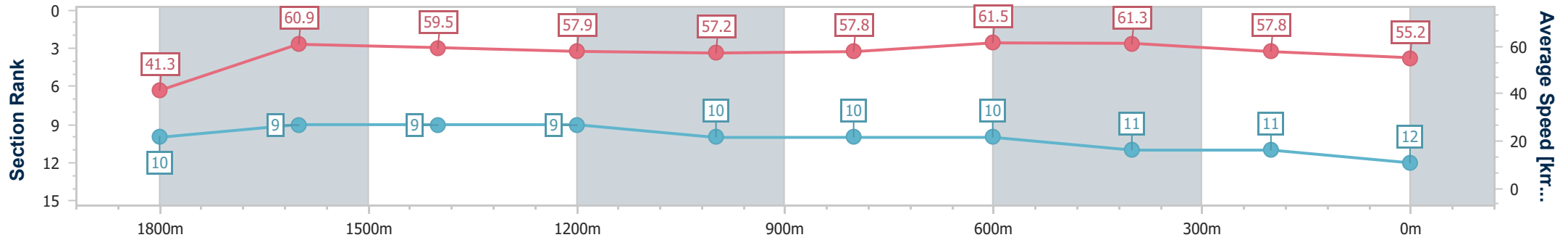
Aquis Park Gold Coast Poly QLD Professional  
 Race 6: VerseSeal Waterproofing Coatings BENCHMARK 58  
 Handicap - 1900m



24 June 2023 - 15:34

Track Rating: Synthetic , Weather: Fine, Rail Position: True

Section	Overall	1800m	1600m	1400m	1200m	1000m	800m	600m	400m	200m
Section Times	1:59.32 [12] (0:08.70)	1:50.62 [10] (0:11.84)	1:38.78 [9] (0:12.11)	1:26.67 [9] (0:12.42)	1:14.25 [9] (0:12.59)	1:01.66 [10] (0:12.47)	0:49.19 [10] (0:11.75)	0:37.44 [10] (0:11.81)	0:25.63 [11] (0:12.53)	0:13.10 [11] (0:13.10)
Average Speed [km/h]	41.3	60.9	59.5	57.9	57.2	57.8	61.5	61.3	57.8	55.2
Top Speed [km/h]	59.7	62.1	60.8	59.4	58.9	60.1	62.8	62.9	59.5	56.2
Avg. Dist. to Rail [m]	3.4	0.6	0.2	0.2	0.4	0.4	1.0	1.3	3.3	3.4
Avg. Stride Freq. [Hz]	2.1	2.4	2.3	2.3	2.3	2.3	2.4	2.4	2.3	2.2
Avg. Stride Length [m]	5.5	7.0	7.1	6.7	6.8	6.9	7.2	7.2	6.9	6.8



- [ ] Ranking at each section and finish
- .-.- No data available at this section
- NA No data available