



# Toowoomba QLD Professional

## Race 8: SEDL AGENCIES Maiden Handicap - 1625m

17 June 2023 - 20:55



Track Rating: Good 4 , Weather: Fine , Rail Position: +5m Entire

Section	Overall	1400m	1200m	1000m	800m	600m	400m	Last 600m						
Field Times	1:43.33 (0:16.30)	1:27.03 (0:11.39)	1:15.64 (0:12.38)	1:03.26 (0:13.25)	0:50.01 (0:13.04)	0:36.97 (0:12.68)	0:24.29 (0:12.31)	0:36.97						
Rank	TAB	Horse/Jockey	Barrier	Top Speed [km/h]	Fastest Section								Distance Travelled [m]	
1	6	EPIC LOVE Jaden Lloyd	7	67.5	0:11.48	1:43.33 [1] (0:16.85)	1:26.48 [6] (0:11.48)	1:15.00 [6] (0:12.29)	1:02.71 [6] (0:13.18)	0:49.53 [6] (0:12.81)	0:36.72 [5] (0:12.66)	0:24.06 [2] (0:12.08)	0:36.72	
2	1	LIZZIE'S PRIDE Alisha Donald	5	65.8	0:11.43	1:43.60 [2] (0:16.62)	1:26.98 [3] (0:11.43)	1:15.55 [4] (0:12.29)	1:03.26 [3] (0:13.24)	0:50.02 [4] (0:12.94)	0:37.08 [3] (0:12.91)	0:24.17 [4] (0:12.11)	0:37.08	+3
3	3	VISCOUNT SYDNEY Anthony Allen	1	66.8	0:11.29	1:43.95 [3] (0:16.40)	1:27.55 [2] (0:11.29)	1:16.26 [1] (0:12.38)	1:03.88 [1] (0:13.25)	0:50.63 [1] (0:13.04)	0:37.59 [1] (0:12.68)	0:24.91 [1] (0:12.44)	0:37.59	-2
4	5	CHOOKY CHEERLEADER Adin Thompson	10	63.8	0:11.60	1:44.02 [4] (0:17.18)	1:26.84 [8] (0:11.60)	1:15.24 [8] (0:12.23)	1:03.01 [8] (0:13.08)	0:49.93 [8] (0:12.73)	0:37.20 [8] (0:12.83)	0:24.37 [7] (0:12.33)	0:37.20	+2
5	2	POINT GUARD Montanna Savva	9	65.4	0:11.57	1:44.88 [5] (0:16.72)	1:28.16 [4] (0:11.57)	1:16.59 [5] (0:12.31)	1:04.28 [5] (0:13.08)	0:51.20 [5] (0:13.03)	0:38.17 [6] (0:12.91)	0:25.26 [6] (0:12.72)	0:38.17	+7
6	7	LOLA STAR Kenji Yoshida	13	65.0	0:11.55	1:45.91 [6] (0:16.99)	1:28.92 [7] (0:11.55)	1:17.37 [7] (0:12.31)	1:05.06 [7] (0:13.11)	0:51.95 [7] (0:12.82)	0:39.13 [7] (0:12.97)	0:26.16 [8] (0:13.14)	0:39.13	+12
7	8	MONGOLIAN FLAME Rikki Jamieson	8	67.4	0:11.48	1:46.00 [7] (0:16.30)	1:29.70 [1] (0:11.48)	1:18.22 [2] (0:12.48)	1:05.74 [2] (0:13.18)	0:52.56 [3] (0:12.98)	0:39.58 [2] (0:12.98)	0:26.60 [3] (0:13.17)	0:39.58	+6
8	4	SUPER RUPERT Tessa Townsend	11	66.9	0:11.09	1:47.27 [8] (0:16.77)	1:30.50 [5] (0:11.09)	1:19.41 [3] (0:12.53)	1:06.88 [4] (0:12.96)	0:53.92 [2] (0:13.18)	0:40.74 [4] (0:13.03)	0:27.71 [5] (0:13.47)	0:40.74	+7

Scratched: More Like That (#9), Mr Reddington (#11), Royal George (#13), Hector Sagoa (#10), Sir Johny (#12)

[ ] Ranking at each section and finish  
 -:-:- No data available at this section  
 NA No data available

SCN Saddle cloth number  
 DNF Did not finish  
 DNT Did not track

# Toowoomba QLD Professional

## Race 8: SEDL AGENCIES Maiden Handicap - 1625m

17 June 2023 - 20:55



Track Rating: Good 4 , Weather: Fine , Rail Position: +5m Entire

Section							200m			Last 600m
Field Times							0:11.98 (0:11.98)			0:36.97
Rank	TAB	Horse/Jockey	Barrier	Top Speed [km/h]	Fastest Section	Margin			Distance Travelled [m]	
1	6	<b>EPIC LOVE</b> Jaden Lloyd	7	67.5 Overall	0:11.48 1400m	0:11.98 [1] (0:11.98)	1:43.33		0:36.72	
2	1	<b>LIZZIE'S PRIDE</b> Alisha Donald	5	65.8 Overall	0:11.43 1400m	0:12.06 [3] (0:12.06)	1.5L		0:37.08 +3	
3	3	<b>VISCOUNT SYDNEY</b> Anthony Allen	1	66.8 Overall	0:11.29 1400m	0:12.47 [2] (0:12.47)	3.5L		0:37.59 -2	
4	5	<b>CHOOKY CHEERLEADER</b> Adin Thompson	10	63.8 Overall	0:11.60 1400m	0:12.04 [4] (0:12.04)	3.8L		0:37.20 +2	
5	2	<b>POINT GUARD</b> Montanna Savva	9	65.4 Overall	0:11.57 1400m	0:12.54 [5] (0:12.54)	8.8L		0:38.17 +7	
6	7	<b>LOLA STAR</b> Kenji Yoshida	13	65.0 Overall	0:11.55 1400m	0:13.02 [7] (0:13.02)	14.8L		0:39.13 +12	
7	8	<b>MONGOLIAN FLAME</b> Rikki Jamieson	8	67.4 Overall	0:11.48 1400m	0:13.43 [6] (0:13.43)	15.3L		0:39.58 +6	
8	4	<b>SUPER RUPERT</b> Tessa Townsend	11	66.9 Overall	0:11.09 1400m	0:14.24 [8] (0:14.24)	22.6L		0:40.74 +7	

Scratched: More Like That (#9), Mr Reddington (#11), Royal George (#13), Hector Sagoa (#10), Sir Johny (#12)



Horse/Jockey Name	Epic Love
Final Rank	1
Fastest Section Time (Section)	0:11.48 (1400m)
Top Speed [km/h] (Section)	67.5 (Overall)
Race State	Finished



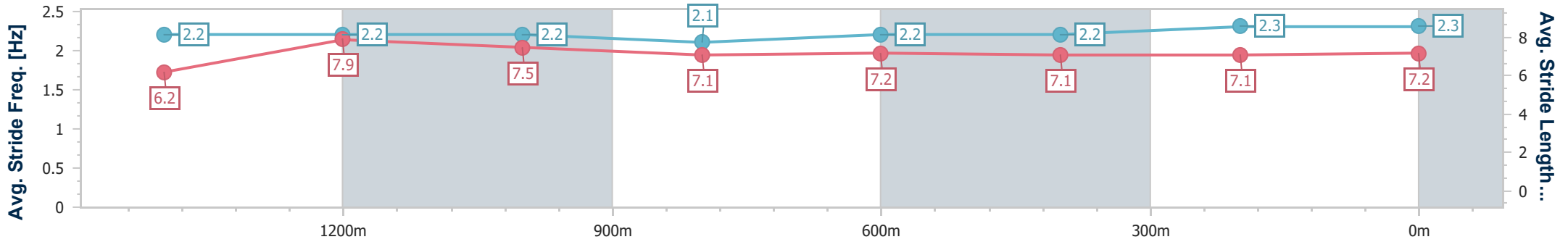
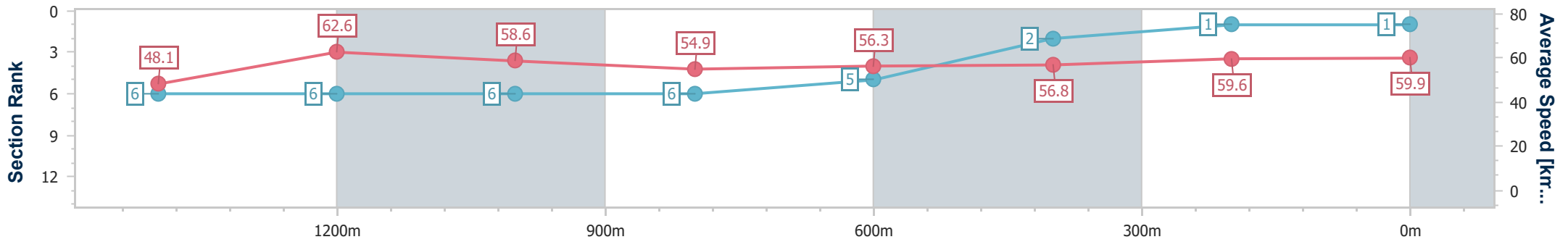
Toowoomba QLD Professional  
Race 8: SEDL AGENCIES Maiden Handicap - 1625m



17 June 2023 - 20:55

Track Rating: Good 4 , Weather: Fine , Rail Position: +5m Entire

Section	Overall	1400m	1200m	1000m	800m	600m	400m	200m
Section Times	1:43.33 [1] (0:16.85)	1:26.48 [6] (0:11.48)	1:15.00 [6] (0:12.29)	1:02.71 [6] (0:13.18)	0:49.53 [6] (0:12.81)	0:36.72 [5] (0:12.66)	0:24.06 [2] (0:12.08)	0:11.98 [1] (0:11.98)
Average Speed [km/h]	48.1	62.6	58.6	54.9	56.3	56.8	59.6	59.9
Top Speed [km/h]	67.5	63.5	61.1	56.4	56.9	57.9	60.5	60.8
Avg. Dist. to Rail [m]	3.7	0.2	1.4	1.1	1.0	0.5	0.5	1.7
Avg. Stride Freq. [Hz]	2.2	2.2	2.2	2.1	2.2	2.2	2.3	2.3
Avg. Stride Length [m]	6.2	7.9	7.5	7.1	7.2	7.1	7.1	7.2



- [ ] Ranking at each section and finish
- .-.- No data available at this section
- NA No data available



Horse/Jockey Name	Lizzie's Pride
Final Rank	2
Fastest Section Time (Section)	0:11.43 (1400m)
Top Speed [km/h] (Section)	65.8 (Overall)
Race State	Finished



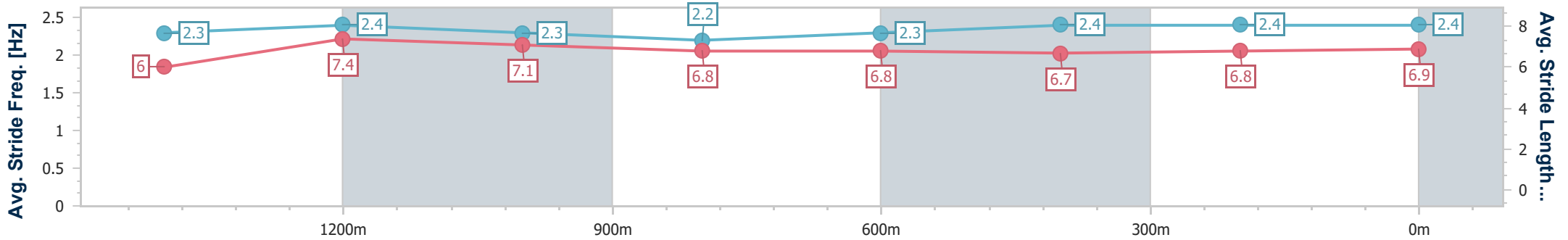
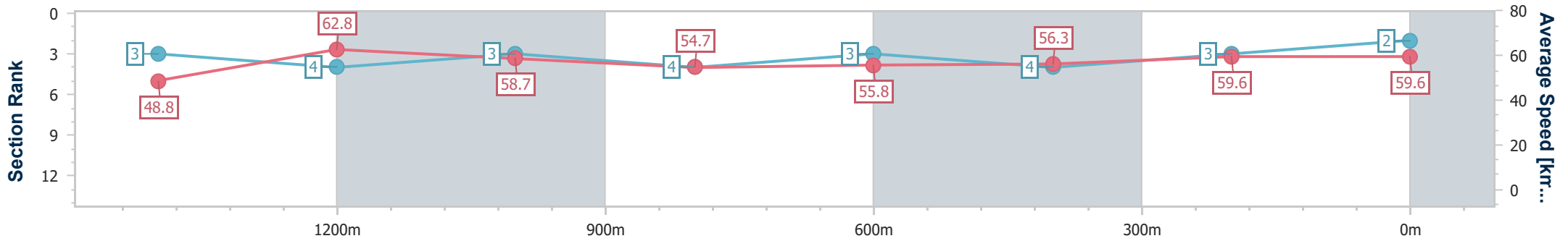
Toowoomba QLD Professional  
Race 8: SEDL AGENCIES Maiden Handicap - 1625m



17 June 2023 - 20:55

Track Rating: Good 4 , Weather: Fine , Rail Position: +5m Entire

Section	Overall	1400m	1200m	1000m	800m	600m	400m	200m
Section Times	1:43.60 [2] (0:16.62)	1:26.98 [3] (0:11.43)	1:15.55 [4] (0:12.29)	1:03.26 [3] (0:13.24)	0:50.02 [4] (0:12.94)	0:37.08 [3] (0:12.91)	0:24.17 [4] (0:12.11)	0:12.06 [3] (0:12.06)
Average Speed [km/h]	48.8	62.8	58.7	54.7	55.8	56.3	59.6	59.6
Top Speed [km/h]	65.8	64.8	61.3	56.5	56.8	58.4	61.1	60.9
Avg. Dist. to Rail [m]	3.5	0.4	0.6	1.0	1.8	2.0	0.8	2.9
Avg. Stride Freq. [Hz]	2.3	2.4	2.3	2.2	2.3	2.4	2.4	2.4
Avg. Stride Length [m]	6.0	7.4	7.1	6.8	6.8	6.7	6.8	6.9



- [ ] Ranking at each section and finish
- .-.- No data available at this section
- NA No data available



Horse/Jockey Name	Viscount Sydney
Final Rank	3
Fastest Section Time (Section)	0:11.29 (1400m)
Top Speed [km/h] (Section)	66.8 (Overall)
Race State	Finished



Toowoomba QLD Professional

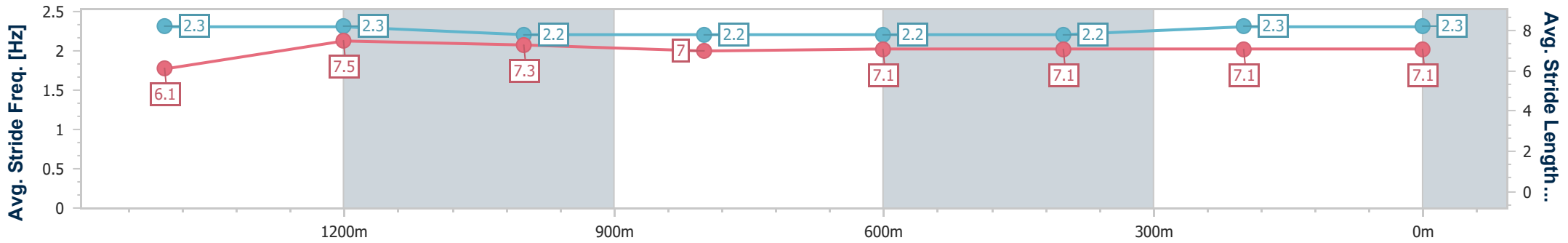
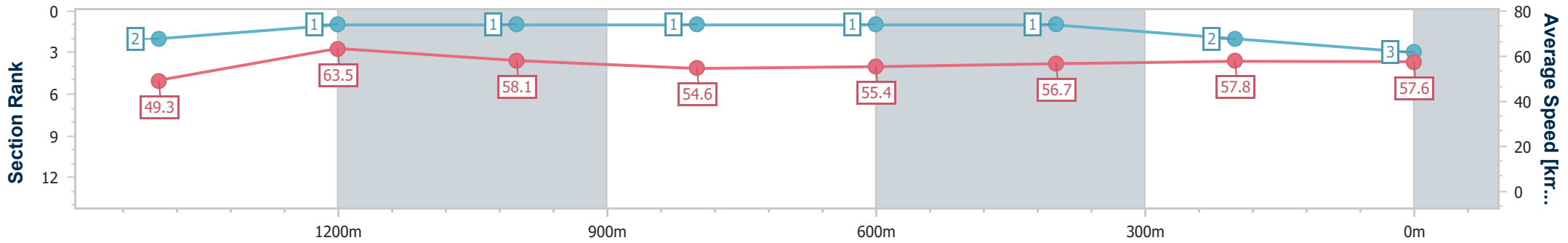
Race 8: SEDL AGENCIES Maiden Handicap - 1625m

17 June 2023 - 20:55



Track Rating: Good 4 , Weather: Fine , Rail Position: +5m Entire

Section	Overall	1400m	1200m	1000m	800m	600m	400m	200m
Section Times	1:43.95 [3] (0:16.40)	1:27.55 [2] (0:11.29)	1:16.26 [1] (0:12.38)	1:03.88 [1] (0:13.25)	0:50.63 [1] (0:13.04)	0:37.59 [1] (0:12.68)	0:24.91 [1] (0:12.44)	0:12.47 [2] (0:12.47)
Average Speed [km/h]	49.3	63.5	58.1	54.6	55.4	56.7	57.8	57.6
Top Speed [km/h]	66.8	66.2	61.0	55.6	55.6	58.3	58.3	58.0
Avg. Dist. to Rail [m]	3.3	0.8	0.4	1.2	1.1	0.3	0.6	0.4
Avg. Stride Freq. [Hz]	2.3	2.3	2.2	2.2	2.2	2.2	2.3	2.3
Avg. Stride Length [m]	6.1	7.5	7.3	7.0	7.1	7.1	7.1	7.1



- [ ] Ranking at each section and finish
- .-.- No data available at this section
- NA No data available



Horse/Jockey Name	Chooky Cheerleader
Final Rank	4
Fastest Section Time (Section)	0:11.60 (1400m)
Top Speed [km/h] (Section)	63.8 (Overall)
Race State	Finished



### Toowoomba QLD Professional

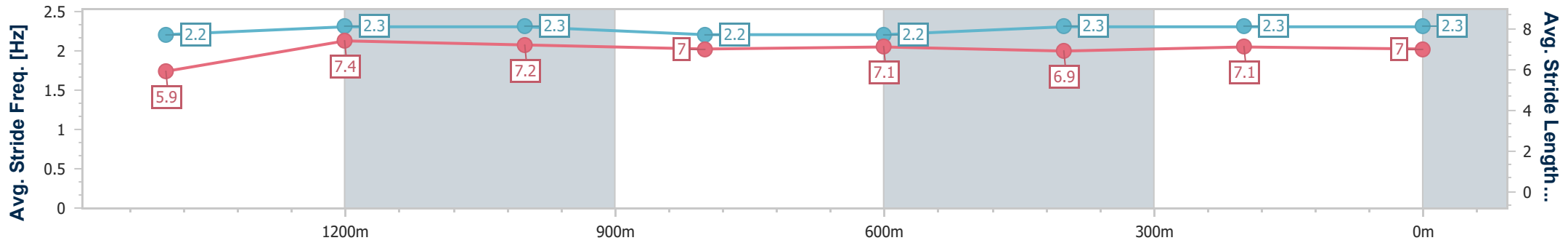
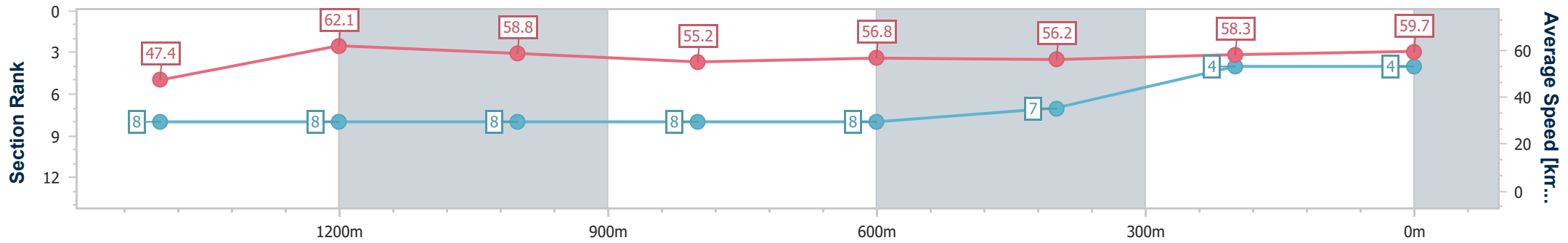
Race 8: SEDL AGENCIES Maiden Handicap - 1625m

17 June 2023 - 20:55



Track Rating: Good 4 , Weather: Fine , Rail Position: +5m Entire

Section	Overall	1400m	1200m	1000m	800m	600m	400m	200m
Section Times	1:44.02 [4] (0:17.18)	1:26.84 [8] (0:11.60)	1:15.24 [8] (0:12.23)	1:03.01 [8] (0:13.08)	0:49.93 [8] (0:12.73)	0:37.20 [8] (0:12.83)	0:24.37 [7] (0:12.33)	0:12.04 [4] (0:12.04)
Average Speed [km/h]	47.4	62.1	58.8	55.2	56.8	56.2	58.3	59.7
Top Speed [km/h]	63.8	63.3	61.9	56.4	58.0	58.1	59.6	60.9
Avg. Dist. to Rail [m]	5.0	0.4	0.7	1.1	1.2	0.2	0.7	1.8
Avg. Stride Freq. [Hz]	2.2	2.3	2.3	2.2	2.2	2.3	2.3	2.3
Avg. Stride Length [m]	5.9	7.4	7.2	7.0	7.1	6.9	7.1	7.0



- [ ] Ranking at each section and finish
- .-.- No data available at this section
- NA No data available



Horse/Jockey Name	Point Guard
Final Rank	5
Fastest Section Time (Section)	0:11.57 (1400m)
Top Speed [km/h] (Section)	65.4 (Overall)
Race State	Finished



### Toowoomba QLD Professional

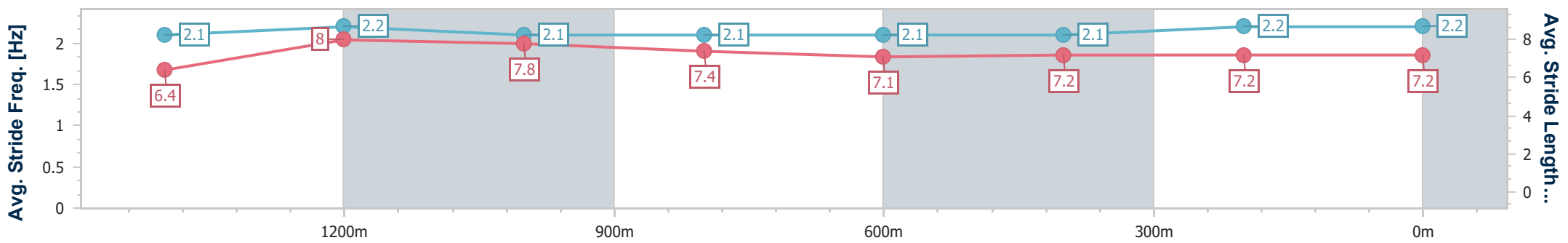
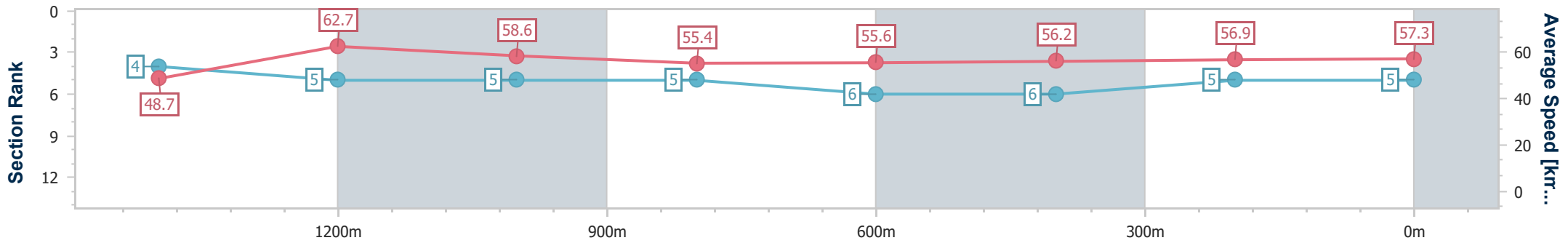
Race 8: SEDL AGENCIES Maiden Handicap - 1625m

17 June 2023 - 20:55



Track Rating: Good 4 , Weather: Fine , Rail Position: +5m Entire

Section	Overall	1400m	1200m	1000m	800m	600m	400m	200m
Section Times	1:44.88 [5] (0:16.72)	1:28.16 [4] (0:11.57)	1:16.59 [5] (0:12.31)	1:04.28 [5] (0:13.08)	0:51.20 [5] (0:13.03)	0:38.17 [6] (0:12.91)	0:25.26 [6] (0:12.72)	0:12.54 [5] (0:12.54)
Average Speed [km/h]	48.7	62.7	58.6	55.4	55.6	56.2	56.9	57.3
Top Speed [km/h]	65.4	63.9	62.0	57.2	56.5	57.6	57.6	57.6
Avg. Dist. to Rail [m]	4.8	1.7	2.1	2.0	2.3	1.6	1.7	2.8
Avg. Stride Freq. [Hz]	2.1	2.2	2.1	2.1	2.1	2.1	2.2	2.2
Avg. Stride Length [m]	6.4	8.0	7.8	7.4	7.1	7.2	7.2	7.2



- [ ] Ranking at each section and finish
- .-.- No data available at this section
- NA No data available



Horse/Jockey Name	Lola Star
Final Rank	6
Fastest Section Time (Section)	0:11.55 (1400m)
Top Speed [km/h] (Section)	65.0 (Overall)
Race State	Finished



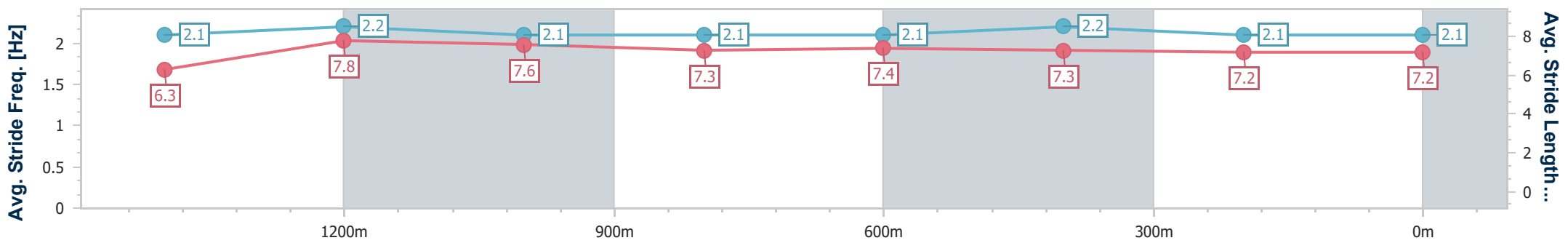
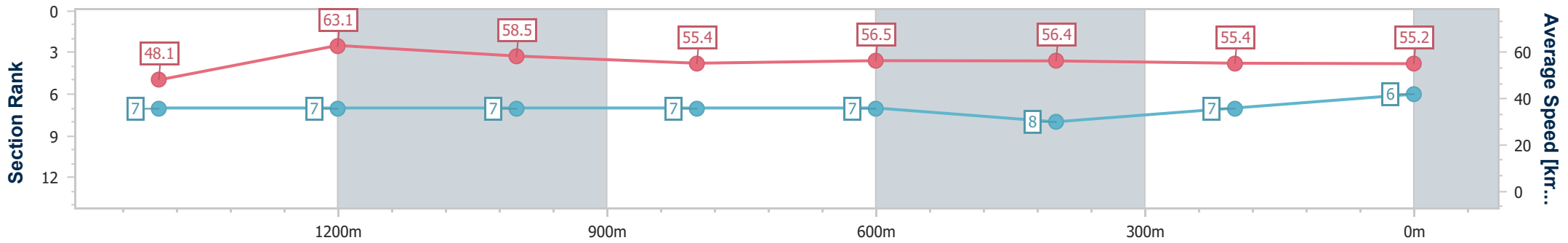
Toowoomba QLD Professional  
Race 8: SEDL AGENCIES Maiden Handicap - 1625m



17 June 2023 - 20:55

Track Rating: Good 4 , Weather: Fine , Rail Position: +5m Entire

Section	Overall	1400m	1200m	1000m	800m	600m	400m	200m
Section Times	1:45.91 [6] (0:16.99)	1:28.92 [7] (0:11.55)	1:17.37 [7] (0:12.31)	1:05.06 [7] (0:13.11)	0:51.95 [7] (0:12.82)	0:39.13 [7] (0:12.97)	0:26.16 [8] (0:13.14)	0:13.02 [7] (0:13.02)
Average Speed [km/h]	48.1	63.1	58.5	55.4	56.5	56.4	55.4	55.2
Top Speed [km/h]	65.0	64.3	61.7	56.2	57.5	57.4	56.4	55.6
Avg. Dist. to Rail [m]	7.3	1.8	2.5	2.5	2.6	3.1	3.3	3.1
Avg. Stride Freq. [Hz]	2.1	2.2	2.1	2.1	2.1	2.2	2.1	2.1
Avg. Stride Length [m]	6.3	7.8	7.6	7.3	7.4	7.3	7.2	7.2



- [ ] Ranking at each section and finish
- .-.- No data available at this section
- NA No data available





Horse/Jockey Name	Mongolian Flame
Final Rank	7
Fastest Section Time (Section)	0:11.48 (1400m)
Top Speed [km/h] (Section)	67.4 (Overall)
Race State	Finished



### Toowoomba QLD Professional

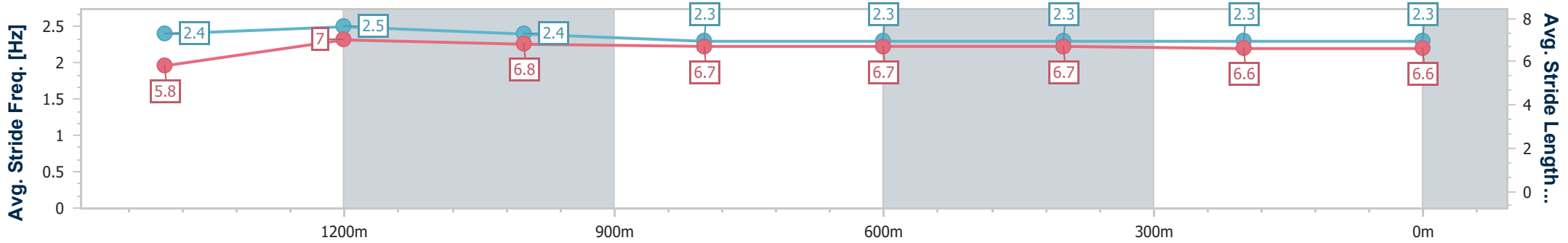
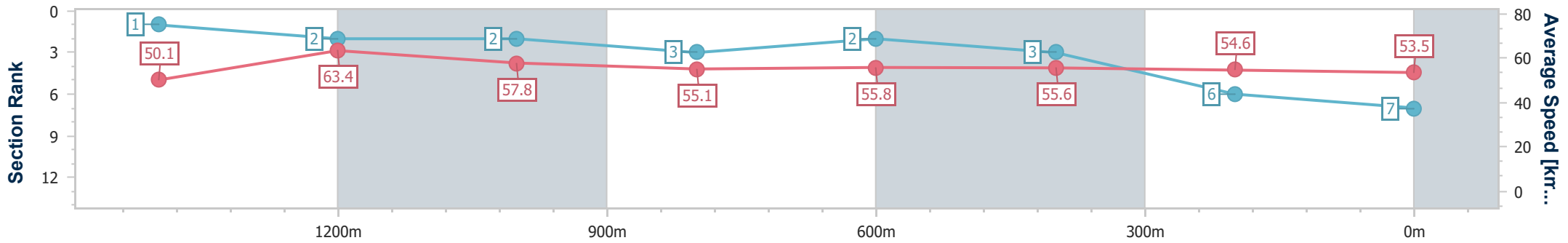
Race 8: SEDL AGENCIES Maiden Handicap - 1625m

17 June 2023 - 20:55



Track Rating: Good 4 , Weather: Fine , Rail Position: +5m Entire

Section	Overall	1400m	1200m	1000m	800m	600m	400m	200m
Section Times	1:46.00 [7] (0:16.30)	1:29.70 [1] (0:11.48)	1:18.22 [2] (0:12.48)	1:05.74 [2] (0:13.18)	0:52.56 [3] (0:12.98)	0:39.58 [2] (0:12.98)	0:26.60 [3] (0:13.17)	0:13.43 [6] (0:13.43)
Average Speed [km/h]	50.1	63.4	57.8	55.1	55.8	55.6	54.6	53.5
Top Speed [km/h]	67.4	66.4	60.8	56.5	56.5	56.3	55.4	53.6
Avg. Dist. to Rail [m]	5.0	2.1	3.3	2.6	1.7	0.5	0.5	0.8
Avg. Stride Freq. [Hz]	2.4	2.5	2.4	2.3	2.3	2.3	2.3	2.3
Avg. Stride Length [m]	5.8	7.0	6.8	6.7	6.7	6.7	6.6	6.6



- [ ] Ranking at each section and finish
- .-.- No data available at this section
- NA No data available



Horse/Jockey Name	Super Rupert
Final Rank	8
Fastest Section Time (Section)	0:11.09 (1400m)
Top Speed [km/h] (Section)	66.9 (Overall)
Race State	Finished



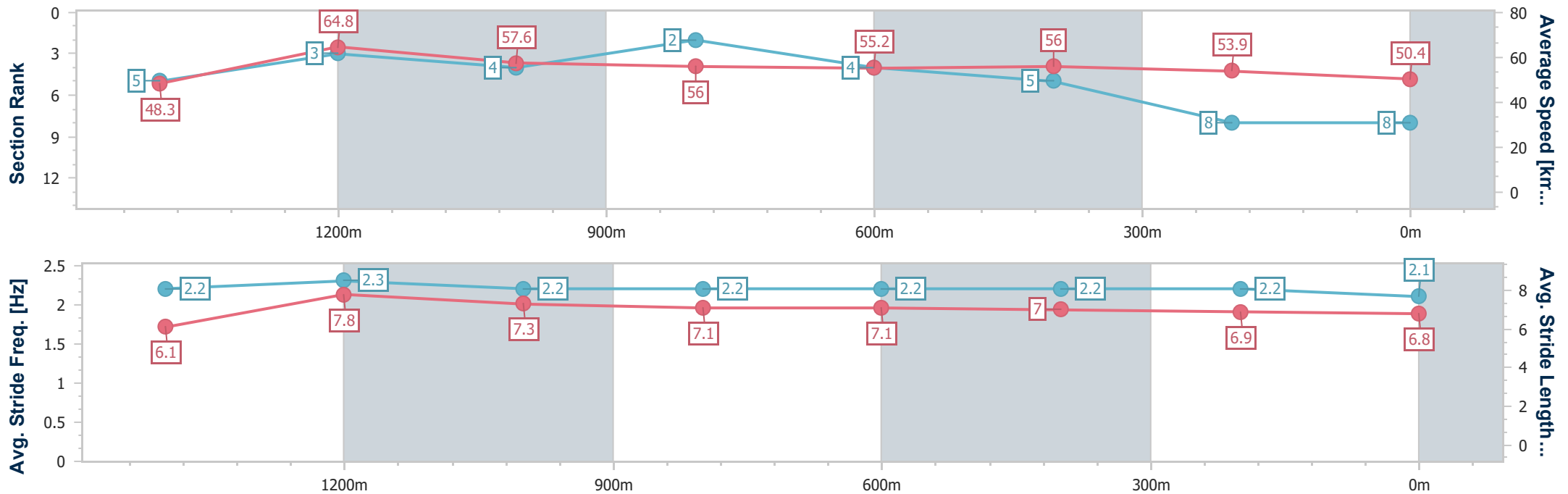
Toowoomba QLD Professional  
Race 8: SEDL AGENCIES Maiden Handicap - 1625m



17 June 2023 - 20:55

Track Rating: Good 4 , Weather: Fine , Rail Position: +5m Entire

Section	Overall	1400m	1200m	1000m	800m	600m	400m	200m
Section Times	1:47.27 [8] (0:16.77)	1:30.50 [5] (0:11.09)	1:19.41 [3] (0:12.53)	1:06.88 [4] (0:12.96)	0:53.92 [2] (0:13.18)	0:40.74 [4] (0:13.03)	0:27.71 [5] (0:13.47)	0:14.24 [8] (0:14.24)
Average Speed [km/h]	48.3	64.8	57.6	56.0	55.2	56.0	53.9	50.4
Top Speed [km/h]	66.9	66.7	60.9	57.2	56.9	57.1	55.7	52.6
Avg. Dist. to Rail [m]	4.9	0.7	1.9	2.7	3.2	2.6	2.2	1.0
Avg. Stride Freq. [Hz]	2.2	2.3	2.2	2.2	2.2	2.2	2.2	2.1
Avg. Stride Length [m]	6.1	7.8	7.3	7.1	7.1	7.0	6.9	6.8



- [ ] Ranking at each section and finish
- .-.- No data available at this section
- NA No data available