



**Toowoomba QLD Professional**  
**Race 6: GERRY BROWN'S SHELVING & STORAGE BENCHMARK 60**  
**Handicap - 1850m**  
**17 June 2023 - 19:48**



Track Rating: Good 4 , Weather: Fine, Rail Position: +5m Entire

Section	Overall	1600m	1400m	1200m	1000m	800m	600m	Last 600m						
Field Times	1:59.84 (0:19.12)	1:40.72 (0:11.92)	1:28.80 (0:13.02)	1:15.78 (0:13.06)	1:02.72 (0:13.02)	0:49.70 (0:12.66)	0:37.04 (0:12.43)	0:37.04						
Rank	TAB	Horse/Jockey	Barrier	Top Speed [km/h]	Fastest Section								Distance Travelled [m]	
1	9	<b>KNEZE</b> Adin Thompson	5	62.4	0:12.03	1:59.84 [1] (0:19.39)	1:40.45 [2] (0:12.04)	1:28.41 [3] (0:12.94)	1:15.47 [3] (0:13.11)	1:02.36 [3] (0:12.94)	0:49.42 [3] (0:12.63)	0:36.79 [3] (0:12.50)	0:36.79	
2	7	<b>GENERAL ELLIOT</b> Nathan Evans	8	61.7	0:11.79	2:00.25 [2] (0:19.92)	1:40.33 [5] (0:11.79)	1:28.54 [5] (0:12.85)	1:15.69 [4] (0:13.05)	1:02.64 [4] (0:12.87)	0:49.77 [4] (0:12.62)	0:37.15 [5] (0:12.54)	0:37.15	+3
3	3	<b>HE'S VIRAL</b> Alisha Donald	7	62.6	0:11.66	2:00.26 [3] (0:19.57)	1:40.69 [3] (0:11.66)	1:29.03 [2] (0:13.05)	1:15.98 [2] (0:13.04)	1:02.94 [2] (0:12.92)	0:50.02 [2] (0:12.59)	0:37.43 [2] (0:12.40)	0:37.43	+2
4	5	<b>MANTINELLO</b> Tessa Townsend	4	65.0	0:11.46	2:00.64 [4] (0:21.71)	1:38.93 [8] (0:11.46)	1:27.47 [8] (0:12.49)	1:14.98 [8] (0:13.07)	1:01.91 [8] (0:12.71)	0:49.20 [8] (0:12.36)	0:36.84 [8] (0:12.22)	0:36.84	-2
5	8	<b>SANDGATE ROAD</b> Kenji Yoshida	1	61.3	0:11.85	2:00.71 [5] (0:19.71)	1:41.00 [4] (0:11.85)	1:29.15 [4] (0:13.05)	1:16.10 [5] (0:13.21)	1:02.89 [5] (0:12.82)	0:50.07 [5] (0:12.46)	0:37.61 [4] (0:12.68)	0:37.61	-5
6	6	<b>OUR SPIDER</b> Jaden Lloyd	2	61.5	0:11.77	2:00.86 [6] (0:20.09)	1:40.77 [6] (0:11.77)	1:29.00 [6] (0:12.97)	1:16.03 [6] (0:13.02)	1:03.01 [6] (0:12.81)	0:50.20 [6] (0:12.63)	0:37.57 [6] (0:12.59)	0:37.57	+2
7	1	<b>CAIRNDOW</b> Dan McGillivray	6	63.5	0:11.92	2:00.88 [7] (0:19.12)	1:41.76 [1] (0:11.92)	1:29.84 [1] (0:13.02)	1:16.82 [1] (0:13.06)	1:03.76 [1] (0:13.02)	0:50.74 [1] (0:12.66)	0:38.08 [1] (0:12.52)	0:38.08	-4
8	10	<b>ALBERT THE ROCKET</b> Olivia Webb	11	62.0	0:11.72	2:01.35 [8] (0:20.33)	1:41.02 [7] (0:11.72)	1:29.30 [7] (0:12.95)	1:16.35 [7] (0:12.99)	1:03.36 [7] (0:12.82)	0:50.54 [7] (0:12.57)	0:37.97 [7] (0:12.60)	0:37.97	+5

Scratched: Sokudo (#4), Consular (#11), The Carpenter (#2)

[ ] Ranking at each section and finish  
 -:-:- No data available at this section  
 NA No data available

SCN Saddle cloth number  
 DNF Did not finish  
 DNT Did not track



**Toowoomba QLD Professional**  
**Race 6: GERRY BROWN'S SHELVING & STORAGE BENCHMARK 60**  
**Handicap - 1850m**  
**17 June 2023 - 19:48**



Track Rating: Good 4 , Weather: Fine, Rail Position: +5m Entire

Section				400m	200m			Last 600m		
Field Times				0:24.61 (0:12.35)	0:12.26 (0:12.26)			0:37.04		
Rank	TAB	Horse/Jockey	Barrier	Top Speed [km/h]	Fastest Section	Margin				Distance Travelled [m]
1	9	<b>KNEZE</b> Adin Thompson	5	62.4 Overall	0:12.03 400m	0:24.29 [3] (0:12.03)	0:12.26 [1] (0:12.26)	1:59.84	0:36.79	
2	7	<b>GENERAL ELLIOT</b> Nathan Evans	8	61.7 1600m	0:11.79 1600m	0:24.61 [4] (0:12.36)	0:12.25 [3] (0:12.25)	2.3L	0:37.15	+3
3	3	<b>HE'S VIRAL</b> Alisha Donald	7	62.6 1600m	0:11.66 1600m	0:25.03 [1] (0:12.57)	0:12.46 [2] (0:12.46)	2.4L	0:37.43	+2
4	5	<b>MANTINELLO</b> Tessa Townsend	4	65.0 1600m	0:11.46 1600m	0:24.62 [8] (0:12.25)	0:12.37 [6] (0:12.37)	4.4L	0:36.84	-2
5	8	<b>SANDGATE ROAD</b> Kenji Yoshida	1	61.3 1600m	0:11.85 1600m	0:24.93 [5] (0:12.37)	0:12.56 [5] (0:12.56)	4.7L	0:37.61	-5
6	6	<b>OUR SPIDER</b> Jaden Lloyd	2	61.5 1600m	0:11.77 1600m	0:24.98 [6] (0:12.46)	0:12.52 [7] (0:12.52)	5.5L	0:37.57	+2
7	1	<b>CAIRNDOW</b> Dan McGillivray	6	63.5 Overall	0:11.92 1600m	0:25.56 [2] (0:12.71)	0:12.85 [4] (0:12.85)	5.6L	0:38.08	-4
8	10	<b>ALBERT THE ROCKET</b> Olivia Webb	11	62.0 1600m	0:11.72 1600m	0:25.37 [7] (0:12.68)	0:12.69 [8] (0:12.69)	8.4L	0:37.97	+5

Scratched: Sokudo (#4), Consular (#11), The Carpenter (#2)

[ ] Ranking at each section and finish  
 -:-:- No data available at this section  
 NA No data available

SCN Saddle cloth number  
 DNF Did not finish  
 DNT Did not track



Horse/Jockey Name	Kneze
Final Rank	1
Fastest Section Time (Section)	0:12.03 (400m)
Top Speed [km/h] (Section)	62.4 (Overall)
Race State	Finished



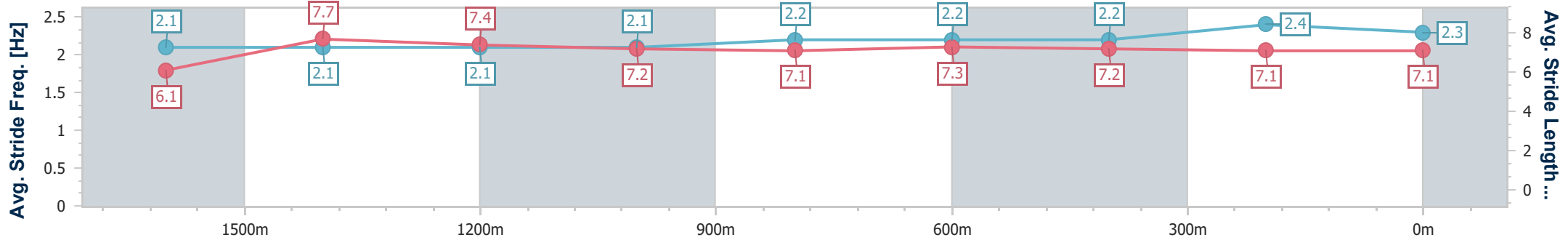
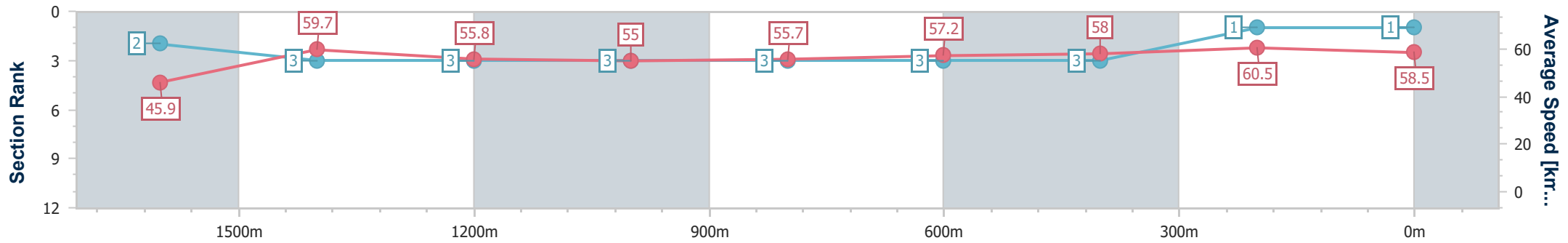
Toowoomba QLD Professional  
 Race 6: GERRY BROWN'S SHELVING & STORAGE  
 BENCHMARK 60 Handicap - 1850m



17 June 2023 - 19:48

Track Rating: Good 4 , Weather: Fine, Rail Position: +5m Entire

Section	Overall	1600m	1400m	1200m	1000m	800m	600m	400m	200m
Section Times	1:59.84 [1] (0:19.39)	1:40.45 [2] (0:12.04)	1:28.41 [3] (0:12.94)	1:15.47 [3] (0:13.11)	1:02.36 [3] (0:12.94)	0:49.42 [3] (0:12.63)	0:36.79 [3] (0:12.50)	0:24.29 [3] (0:12.03)	0:12.26 [1] (0:12.26)
Average Speed [km/h]	45.9	59.7	55.8	55.0	55.7	57.2	58.0	60.5	58.5
Top Speed [km/h]	62.4	62.0	57.7	55.4	56.8	58.7	59.0	61.1	60.2
Avg. Dist. to Rail [m]	10.9	0.4	0.3	0.9	0.5	1.5	1.0	2.6	0.7
Avg. Stride Freq. [Hz]	2.1	2.1	2.1	2.1	2.2	2.2	2.2	2.4	2.3
Avg. Stride Length [m]	6.1	7.7	7.4	7.2	7.1	7.3	7.2	7.1	7.1



- [ ] Ranking at each section and finish
- .-.- No data available at this section
- NA No data available



Horse/Jockey Name	General Elliot
Final Rank	2
Fastest Section Time (Section)	0:11.79 (1600m)
Top Speed [km/h] (Section)	61.7 (1600m)
Race State	Finished



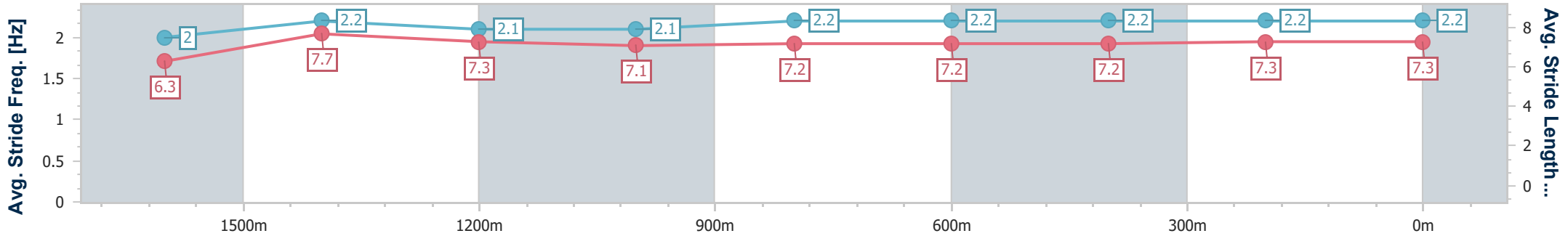
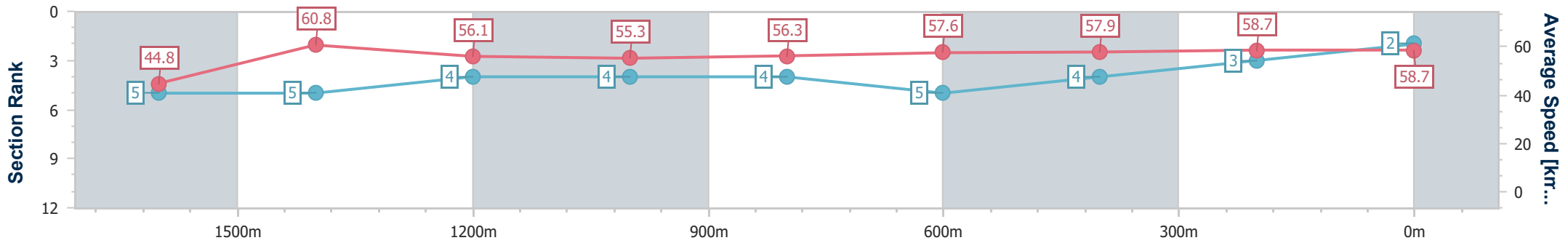
Toowoomba QLD Professional  
 Race 6: GERRY BROWN'S SHELVING & STORAGE  
 BENCHMARK 60 Handicap - 1850m



17 June 2023 - 19:48

Track Rating: Good 4 , Weather: Fine, Rail Position: +5m Entire

Section	Overall	1600m	1400m	1200m	1000m	800m	600m	400m	200m			
Section Times	2:00.25 [2] (0:19.92)	1:40.33 [5] (0:11.79)	1:28.54 [5] (0:12.85)	1:15.69 [4] (0:13.05)	1:02.64 [4] (0:12.87)	0:49.77 [4] (0:12.62)	0:37.15 [5] (0:12.54)	0:24.61 [4] (0:12.36)	0:12.25 [3] (0:12.25)			
Average Speed [km/h]	44.8	60.8	56.1	55.3	56.3	57.6	57.9	58.7	58.7			
Top Speed [km/h]	61.6	61.7	58.1	55.9	57.8	59.0	58.8	59.8	59.8			
Avg. Dist. to Rail [m]	10.8	1.1	0.8	1.9	1.8	2.7	1.6	2.5	1.1			
Avg. Stride Freq. [Hz]	2.0	2.2	2.1	2.1	2.2	2.2	2.2	2.2	2.2			
Avg. Stride Length [m]	6.3	7.7	7.3	7.1	7.2	7.2	7.2	7.3	7.3			



- [ ] Ranking at each section and finish
- .-.- No data available at this section
- NA No data available



Horse/Jockey Name	He's Viral
Final Rank	3
Fastest Section Time (Section)	0:11.66 (1600m)
Top Speed [km/h] (Section)	62.6 (1600m)
Race State	Finished



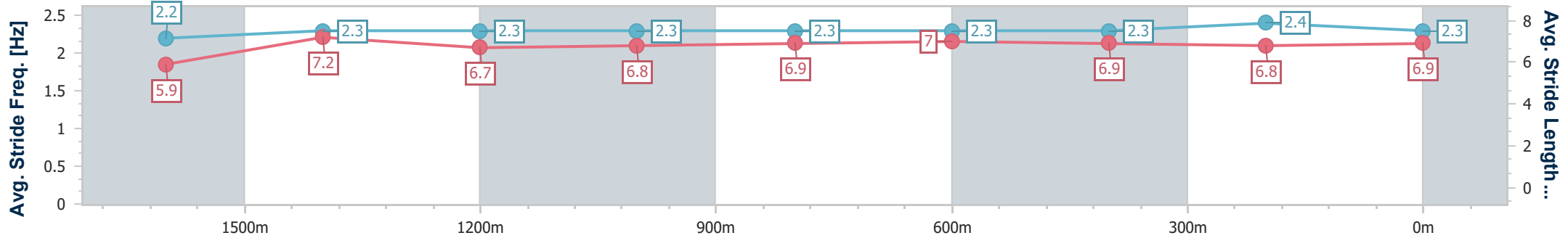
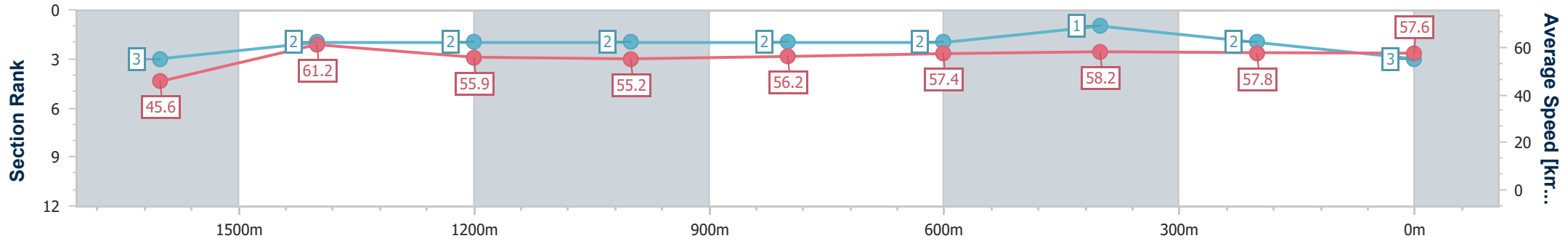
Toowoomba QLD Professional  
 Race 6: GERRY BROWN'S SHELVING & STORAGE  
 BENCHMARK 60 Handicap - 1850m



17 June 2023 - 19:48

Track Rating: Good 4 , Weather: Fine, Rail Position: +5m Entire

Section	Overall	1600m	1400m	1200m	1000m	800m	600m	400m	200m
Section Times	2:00.26 [3] (0:19.57)	1:40.69 [3] (0:11.66)	1:29.03 [2] (0:13.05)	1:15.98 [2] (0:13.04)	1:02.94 [2] (0:12.92)	0:50.02 [2] (0:12.59)	0:37.43 [2] (0:12.40)	0:25.03 [1] (0:12.57)	0:12.46 [2] (0:12.46)
Average Speed [km/h]	45.6	61.2	55.9	55.2	56.2	57.4	58.2	57.8	57.6
Top Speed [km/h]	61.8	62.6	59.7	56.1	57.3	58.0	59.8	59.2	58.0
Avg. Dist. to Rail [m]	10.8	1.9	2.1	2.5	2.3	1.5	0.7	2.0	0.3
Avg. Stride Freq. [Hz]	2.2	2.3	2.3	2.3	2.3	2.3	2.3	2.4	2.3
Avg. Stride Length [m]	5.9	7.2	6.7	6.8	6.9	7.0	6.9	6.8	6.9



- [ ] Ranking at each section and finish
- .-.- No data available at this section
- NA No data available



Horse/Jockey Name	Mantinello
Final Rank	4
Fastest Section Time (Section)	0:11.46 (1600m)
Top Speed [km/h] (Section)	65.0 (1600m)
Race State	Finished



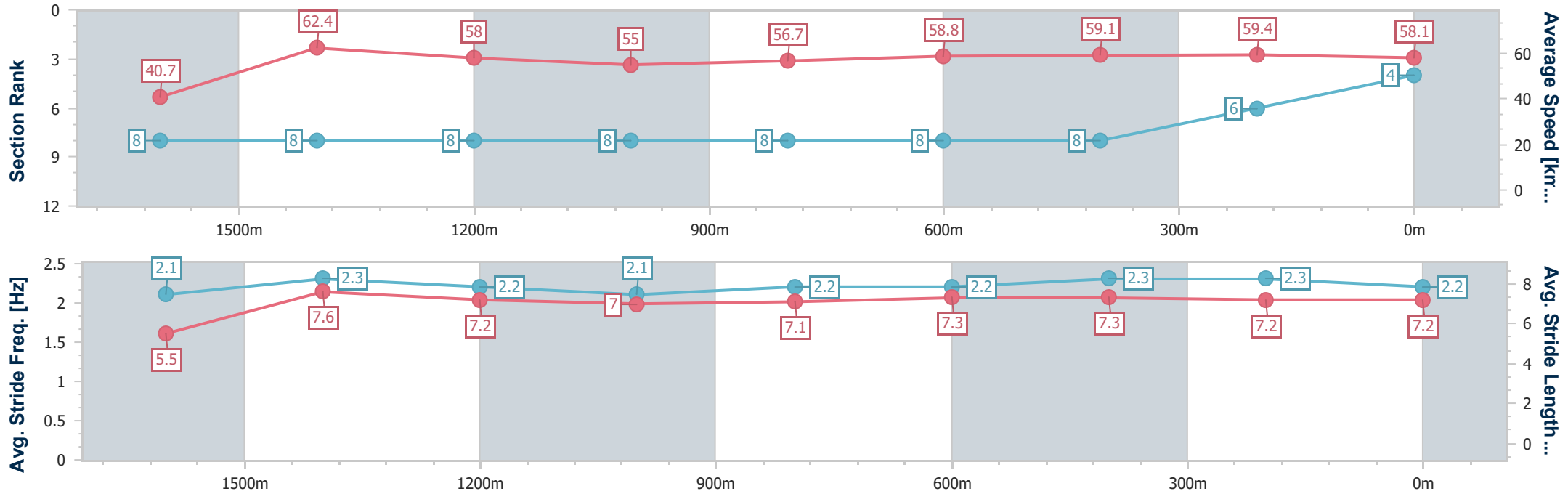
Toowoomba QLD Professional  
Race 6: GERRY BROWN'S SHELVING & STORAGE  
BENCHMARK 60 Handicap - 1850m



17 June 2023 - 19:48

Track Rating: Good 4 , Weather: Fine, Rail Position: +5m Entire

Section	Overall	1600m	1400m	1200m	1000m	800m	600m	400m	200m
Section Times	2:00.64 [4] (0:21.71)	1:38.93 [8] (0:11.46)	1:27.47 [8] (0:12.49)	1:14.98 [8] (0:13.07)	1:01.91 [8] (0:12.71)	0:49.20 [8] (0:12.36)	0:36.84 [8] (0:12.22)	0:24.62 [8] (0:12.25)	0:12.37 [6] (0:12.37)
Average Speed [km/h]	40.7	62.4	58.0	55.0	56.7	58.8	59.1	59.4	58.1
Top Speed [km/h]	61.5	65.0	62.7	56.7	59.9	59.9	61.0	60.1	58.9
Avg. Dist. to Rail [m]	12.1	1.2	0.9	1.5	0.5	2.6	0.9	2.7	2.0
Avg. Stride Freq. [Hz]	2.1	2.3	2.2	2.1	2.2	2.2	2.3	2.3	2.2
Avg. Stride Length [m]	5.5	7.6	7.2	7.0	7.1	7.3	7.3	7.2	7.2



- [ ] Ranking at each section and finish
- .-.- No data available at this section
- NA No data available



Horse/Jockey Name	Sandgate Road
Final Rank	5
Fastest Section Time (Section)	0:11.85 (1600m)
Top Speed [km/h] (Section)	61.3 (1600m)
Race State	Finished



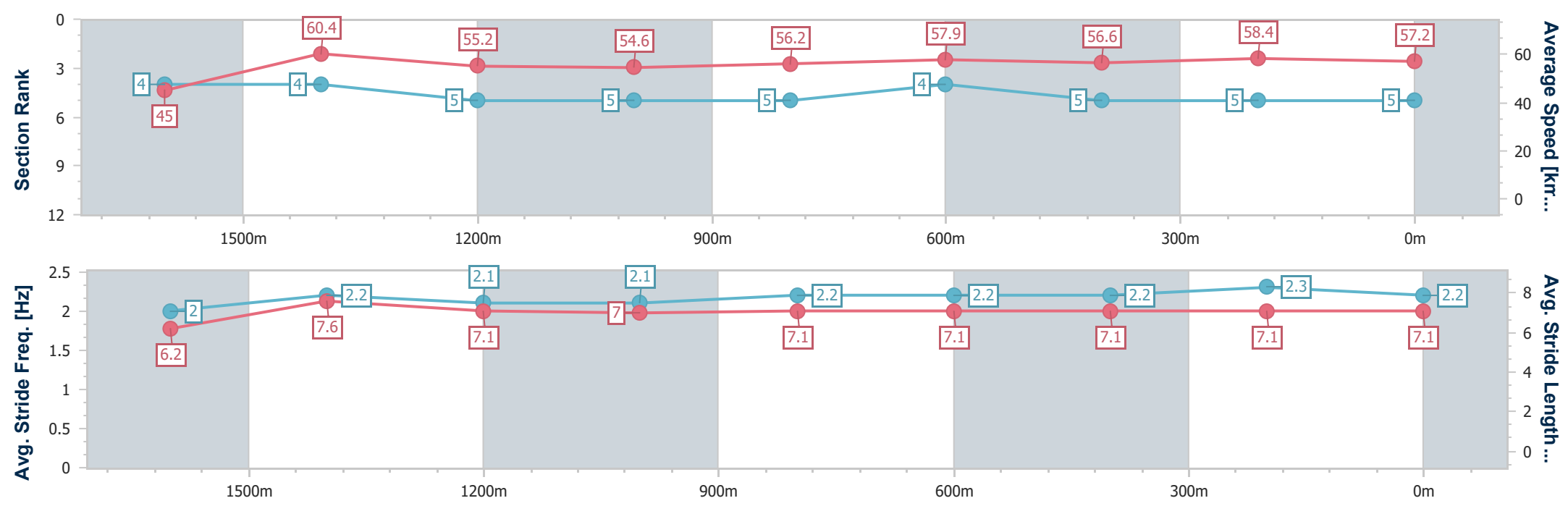
Toowoomba QLD Professional  
Race 6: GERRY BROWN'S SHELVING & STORAGE  
BENCHMARK 60 Handicap - 1850m



17 June 2023 - 19:48

Track Rating: Good 4 , Weather: Fine, Rail Position: +5m Entire

Section	Overall	1600m	1400m	1200m	1000m	800m	600m	400m	200m			
Section Times	2:00.71 [5] (0:19.71)	1:41.00 [4] (0:11.85)	1:29.15 [4] (0:13.05)	1:16.10 [5] (0:13.21)	1:02.89 [5] (0:12.82)	0:50.07 [5] (0:12.46)	0:37.61 [4] (0:12.68)	0:24.93 [5] (0:12.37)	0:12.56 [5] (0:12.56)			
Average Speed [km/h]	45.0	60.4	55.2	54.6	56.2	57.9	56.6	58.4	57.2			
Top Speed [km/h]	61.1	61.3	57.6	55.5	56.7	59.6	58.9	59.5	58.4			
Avg. Dist. to Rail [m]	11.4	1.5	0.7	1.3	0.6	0.5	0.5	1.2	1.3			
Avg. Stride Freq. [Hz]	2.0	2.2	2.1	2.1	2.2	2.2	2.2	2.3	2.2			
Avg. Stride Length [m]	6.2	7.6	7.1	7.0	7.1	7.1	7.1	7.1	7.1			



- [ ] Ranking at each section and finish
- .-.- No data available at this section
- NA No data available



Horse/Jockey Name	Our Spider
Final Rank	6
Fastest Section Time (Section)	0:11.77 (1600m)
Top Speed [km/h] (Section)	61.5 (1600m)
Race State	Finished



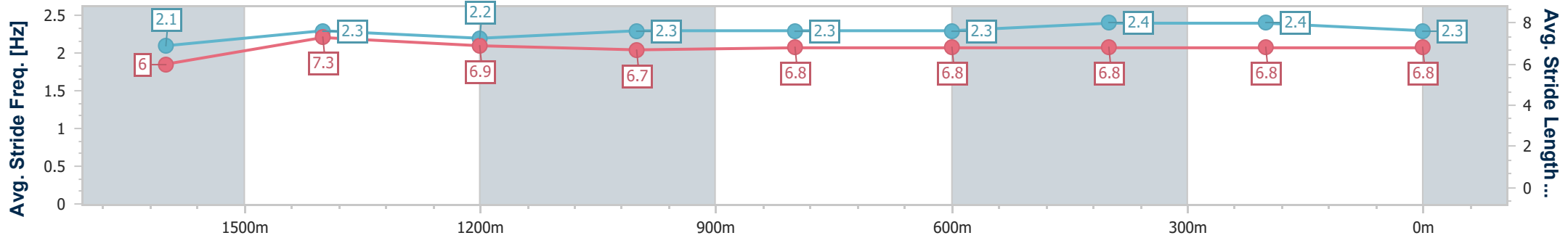
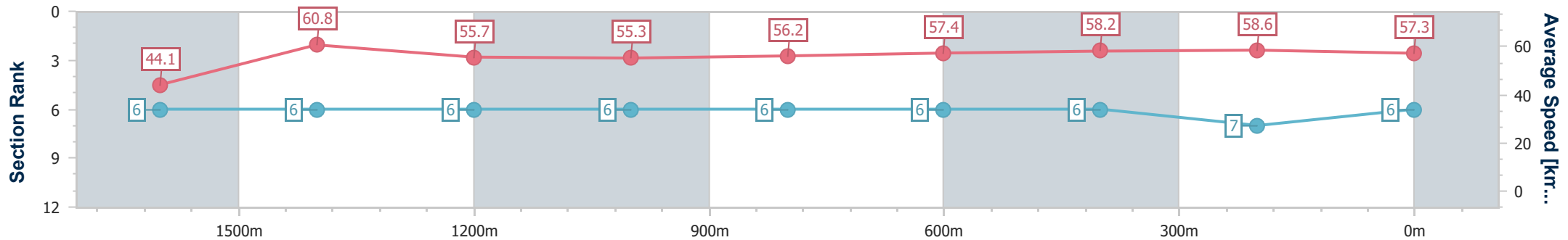
Toowoomba QLD Professional  
 Race 6: GERRY BROWN'S SHELVING & STORAGE  
 BENCHMARK 60 Handicap - 1850m



17 June 2023 - 19:48

Track Rating: Good 4 , Weather: Fine, Rail Position: +5m Entire

Section	Overall	1600m	1400m	1200m	1000m	800m	600m	400m	200m
Section Times	2:00.86 [6] (0:20.09)	1:40.77 [6] (0:11.77)	1:29.00 [6] (0:12.97)	1:16.03 [6] (0:13.02)	1:03.01 [6] (0:12.81)	0:50.20 [6] (0:12.63)	0:37.57 [6] (0:12.59)	0:24.98 [6] (0:12.46)	0:12.52 [7] (0:12.52)
Average Speed [km/h]	44.1	60.8	55.7	55.3	56.2	57.4	58.2	58.6	57.3
Top Speed [km/h]	61.0	61.5	58.8	56.4	57.8	59.4	59.4	59.6	59.1
Avg. Dist. to Rail [m]	11.1	1.3	1.0	0.7	0.8	3.0	3.0	4.2	3.4
Avg. Stride Freq. [Hz]	2.1	2.3	2.2	2.3	2.3	2.3	2.4	2.4	2.3
Avg. Stride Length [m]	6.0	7.3	6.9	6.7	6.8	6.8	6.8	6.8	6.8



- [ ] Ranking at each section and finish
- .-.- No data available at this section
- NA No data available





Horse/Jockey Name	Cairndow
Final Rank	7
Fastest Section Time (Section)	0:11.92 (1600m)
Top Speed [km/h] (Section)	63.5 (Overall)
Race State	Finished



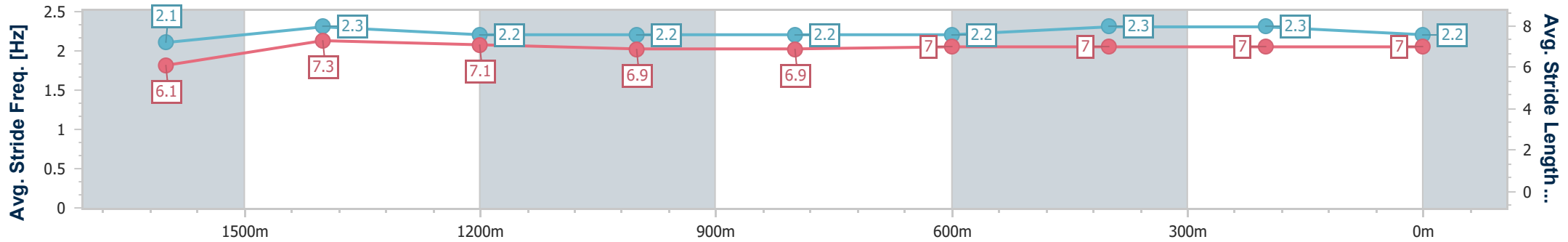
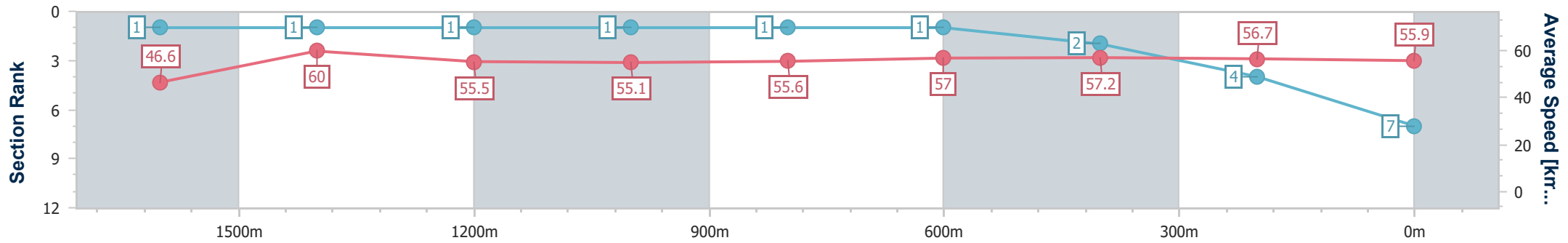
Toowoomba QLD Professional  
 Race 6: GERRY BROWN'S SHELVING & STORAGE  
 BENCHMARK 60 Handicap - 1850m



17 June 2023 - 19:48

Track Rating: Good 4 , Weather: Fine, Rail Position: +5m Entire

Section	Overall	1600m	1400m	1200m	1000m	800m	600m	400m	200m
Section Times	2:00.88 [7] (0:19.12)	1:41.76 [1] (0:11.92)	1:29.84 [1] (0:13.02)	1:16.82 [1] (0:13.06)	1:03.76 [1] (0:13.02)	0:50.74 [1] (0:12.66)	0:38.08 [1] (0:12.52)	0:25.56 [2] (0:12.71)	0:12.85 [4] (0:12.85)
Average Speed [km/h]	46.6	60.0	55.5	55.1	55.6	57.0	57.2	56.7	55.9
Top Speed [km/h]	63.5	63.0	57.5	55.8	56.2	57.5	58.1	57.4	56.7
Avg. Dist. to Rail [m]	10.4	1.8	1.2	1.9	1.5	0.7	0.9	0.4	1.6
Avg. Stride Freq. [Hz]	2.1	2.3	2.2	2.2	2.2	2.2	2.3	2.3	2.2
Avg. Stride Length [m]	6.1	7.3	7.1	6.9	6.9	7.0	7.0	7.0	7.0



- [ ] Ranking at each section and finish
- .-.- No data available at this section
- NA No data available



Horse/Jockey Name	Albert the Rocket
Final Rank	8
Fastest Section Time (Section)	0:11.72 (1600m)
Top Speed [km/h] (Section)	62.0 (1600m)
Race State	Finished



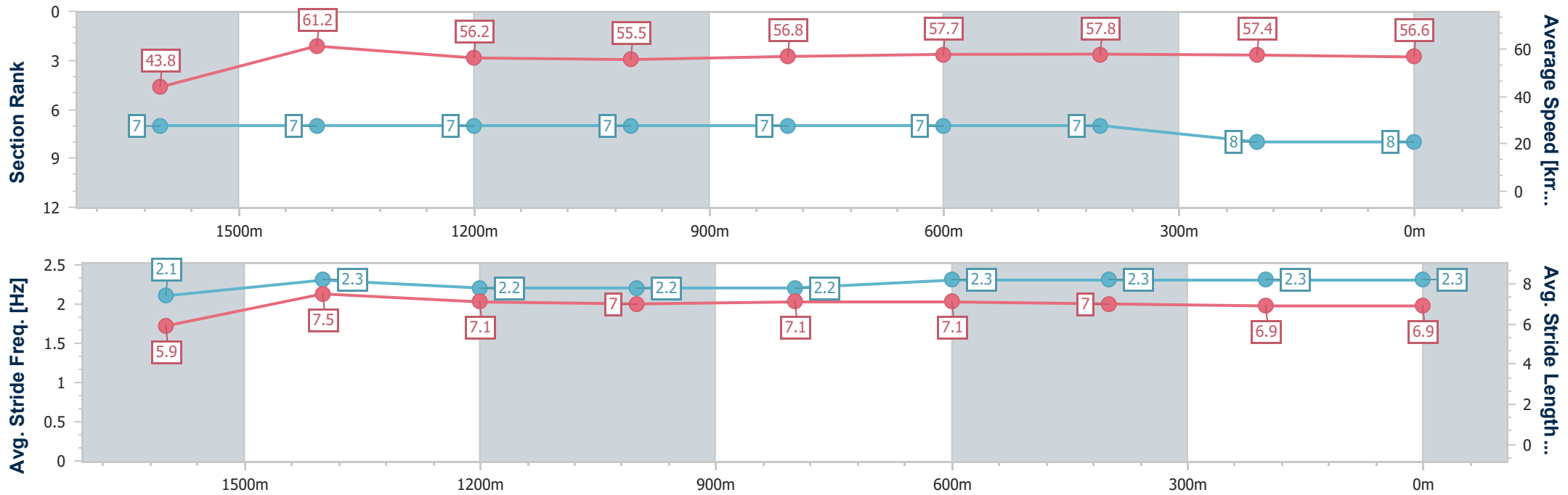
Toowoomba QLD Professional  
 Race 6: GERRY BROWN'S SHELVING & STORAGE  
 BENCHMARK 60 Handicap - 1850m



17 June 2023 - 19:48

Track Rating: Good 4 , Weather: Fine, Rail Position: +5m Entire

Section	Overall	1600m	1400m	1200m	1000m	800m	600m	400m	200m
Section Times	2:01.35 [8] (0:20.33)	1:41.02 [7] (0:11.72)	1:29.30 [7] (0:12.95)	1:16.35 [7] (0:12.99)	1:03.36 [7] (0:12.82)	0:50.54 [7] (0:12.57)	0:37.97 [7] (0:12.60)	0:25.37 [7] (0:12.68)	0:12.69 [8] (0:12.69)
Average Speed [km/h]	43.8	61.2	56.2	55.5	56.8	57.7	57.8	57.4	56.6
Top Speed [km/h]	60.8	62.0	59.1	56.7	58.3	58.5	58.5	59.1	58.0
Avg. Dist. to Rail [m]	11.2	0.6	1.9	3.3	2.9	3.0	1.8	2.9	0.9
Avg. Stride Freq. [Hz]	2.1	2.3	2.2	2.2	2.2	2.3	2.3	2.3	2.3
Avg. Stride Length [m]	5.9	7.5	7.1	7.0	7.1	7.1	7.0	6.9	6.9



- [ ] Ranking at each section and finish
- .-.- No data available at this section
- NA No data available