

# Toowoomba QLD Professional

## Race 5: MOCO FOOD SERVICES Maiden Plate - 1200m

17 June 2023 - 19:16



Track Rating: Good 4, Weather: , Rail Position: +5m Entire

Section		Overall	1000m	800m	600m	400m	200m	Last 600m					
Field Times		1:15.20 (0:13.97)	1:01.23 (0:11.04)	0:50.19 (0:11.90)	0:38.29 (0:12.37)	0:25.92 (0:12.64)	0:13.28 (0:13.28)	0:38.29					
Rank	TAB Horse/Jockey	Barrier	Top Speed [km/h]	Fastest Section								Margin	Distance Travelled [m]
1	9 THE REAL SAINT Olivia Webb	10	64.5 Overall	0:11.75 1000m	1:15.20 [1] (0:14.95)	1:00.25 [6] (0:11.75)	0:48.50 [7] (0:11.84)	0:36.66 [7] (0:12.22)	0:24.44 [8] (0:12.28)	0:12.16 [6] (0:12.16)	1:15.20	0:36.66	
2	11 FROZEN AWARD Jaden Lloyd	8	70.3 Overall	0:11.04 1000m	1:15.33 [2] (0:13.97)	1:01.36 [1] (0:11.04)	0:50.32 [1] (0:11.90)	0:38.42 [1] (0:12.37)	0:26.05 [1] (0:12.64)	0:13.41 [1] (0:13.41)	0.8L	0:38.42	-2
3	2 DECIDER Les Tilley	11	64.4 Overall	0:11.74 800m	1:15.50 [3] (0:15.19)	1:00.31 [9] (0:11.81)	0:48.50 [10] (0:11.74)	0:36.76 [9] (0:11.90)	0:24.86 [7] (0:12.24)	0:12.62 [4] (0:12.62)	1.8L	0:36.76	-4
4	1 MORE MAX Dan McGillivray	7	63.3 Overall	0:11.69 1000m	1:16.07 [4] (0:15.11)	1:00.96 [7] (0:11.69)	0:49.27 [8] (0:11.96)	0:37.31 [10] (0:12.12)	0:25.19 [9] (0:12.30)	0:12.89 [8] (0:12.89)	5.1L	0:37.31	-4
5	15 LE KITA Sariah Champkin	18	68.9 Overall	0:11.30 1000m	1:16.19 [5] (0:14.32)	1:01.87 [2] (0:11.30)	0:50.57 [2] (0:11.90)	0:38.67 [2] (0:12.16)	0:26.51 [2] (0:13.04)	0:13.47 [2] (0:13.47)	5.6L	0:38.67	-3
6	4 OSCAR THE THIRD Madeleine Wishart	3	65.6 Overall	0:11.45 1000m	1:16.52 [6] (0:14.65)	1:01.87 [4] (0:11.45)	0:50.42 [4] (0:11.85)	0:38.57 [4] (0:12.38)	0:26.19 [4] (0:12.81)	0:13.38 [7] (0:13.38)	7.4L	0:38.57	-1
7	12 BRONZE MEMORY Stacey Callow	2	66.2 1000m	0:11.31 1000m	1:16.64 [7] (0:15.25)	1:01.39 [10] (0:11.31)	0:50.08 [6] (0:11.90)	0:38.18 [6] (0:12.01)	0:26.17 [5] (0:12.55)	0:13.62 [5] (0:13.62)	7.9L	0:38.18	-8
8	6 DRAGON CLAWS Nicole Vuille	5	66.6 Overall	0:11.38 1000m	1:16.82 [8] (0:14.56)	1:02.26 [3] (0:11.38)	0:50.88 [3] (0:11.66)	0:39.22 [3] (0:12.21)	0:27.01 [3] (0:13.00)	0:14.01 [3] (0:14.01)	8.9L	0:39.22	-2
9	10 BANDY'S DAY Alisha Donald	16	64.5 1000m	0:11.69 1000m	1:16.94 [9] (0:15.15)	1:01.79 [8] (0:11.69)	0:50.10 [9] (0:11.82)	0:38.28 [8] (0:12.37)	0:25.91 [10] (0:12.82)	0:13.09 [10] (0:13.09)	9.4L	0:38.28	+2
10	8 SNAP THE LUCK Rikki Jamieson	4	65.4 Overall	0:11.57 1000m	1:17.39 [10] (0:14.92)	1:02.47 [5] (0:11.57)	0:50.90 [5] (0:11.84)	0:39.06 [5] (0:12.27)	0:26.79 [6] (0:13.11)	0:13.68 [9] (0:13.68)	11.9L	0:39.06	-4

Scratched: Rebel Lass (#7), Hector Sagoa (#19), I Want That Man (#17), Jondy Gracie (#18), Invahir (#3), Primary Witness (#5), Rudimentary (#13), Frosty Bear (#14), Pharaonic (#16)



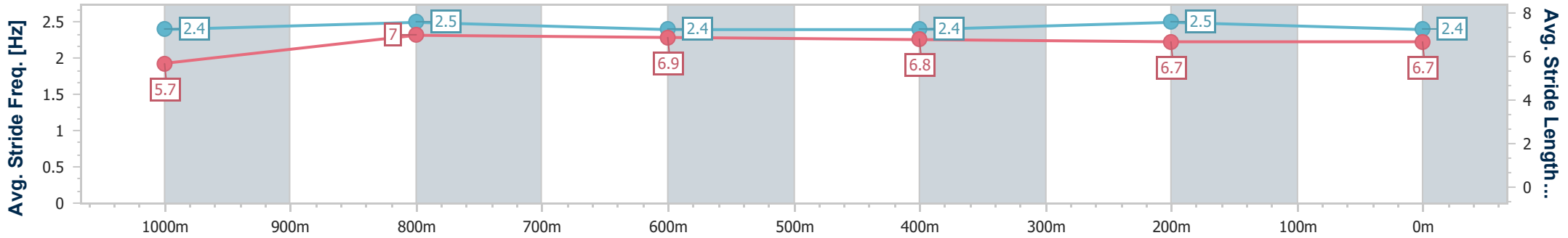
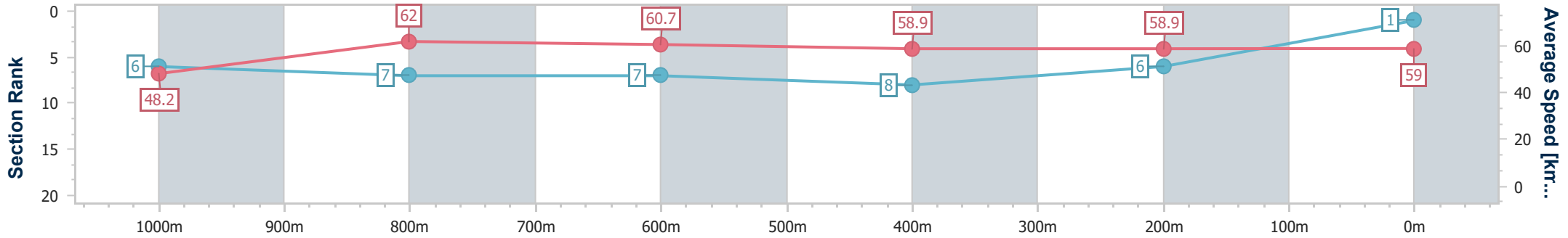
Horse/Jockey Name	The Real Saint
Final Rank	1
Fastest Section Time (Section)	0:11.75 (1000m)
Top Speed [km/h] (Section)	64.5 (Overall)
Race State	Finished



Toowoomba QLD Professional  
 Race 5: MOCO FOOD SERVICES Maiden Plate - 1200m  
 17 June 2023 - 19:16  
 Track Rating: Good 4, Weather: , Rail Position: +5m Entire



Section	Overall	1000m	800m	600m	400m	200m
Section Times	1:15.20 [1] (0:14.95)	1:00.25 [6] (0:11.75)	0:48.50 [7] (0:11.84)	0:36.66 [7] (0:12.22)	0:24.44 [8] (0:12.28)	0:12.16 [6] (0:12.16)
Average Speed [km/h]	48.2	62.0	60.7	58.9	58.9	59.0
Top Speed [km/h]	64.5	64.4	62.1	61.0	59.6	60.4
Avg. Dist. to Rail [m]	9.0	3.4	0.5	0.7	1.7	2.5
Avg. Stride Freq. [Hz]	2.4	2.5	2.4	2.4	2.5	2.4
Avg. Stride Length [m]	5.7	7.0	6.9	6.8	6.7	6.7



- [ ] Ranking at each section and finish
- .-.- No data available at this section
- NA No data available



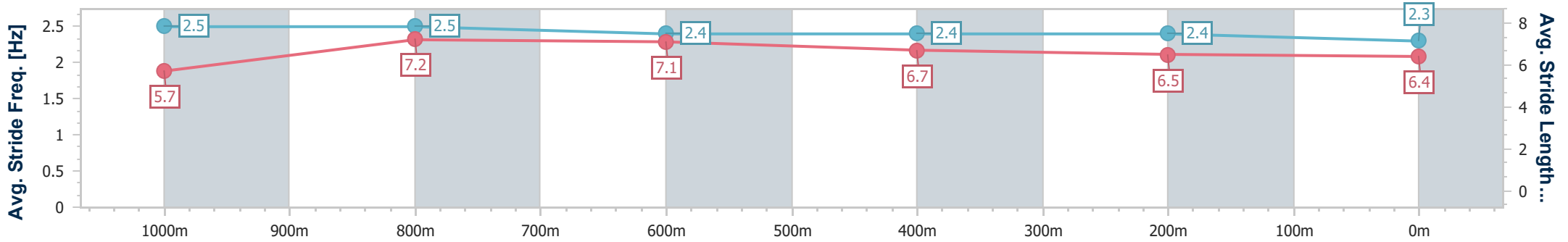
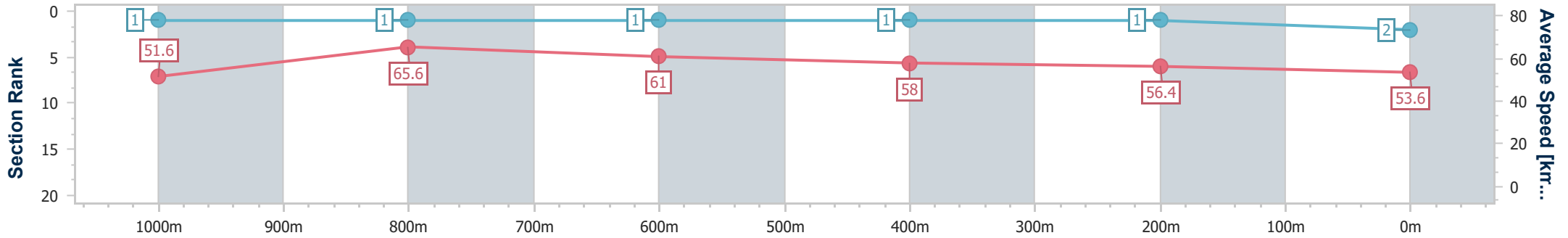
Horse/Jockey Name	Frozen Award
Final Rank	2
Fastest Section Time (Section)	0:11.04 (1000m)
Top Speed [km/h] (Section)	70.3 (Overall)
Race State	Finished



Toowoomba QLD Professional  
 Race 5: MOCO FOOD SERVICES Maiden Plate - 1200m  
 17 June 2023 - 19:16  
 Track Rating: Good 4, Weather: , Rail Position: +5m Entire



Section	Overall	1000m	800m	600m	400m	200m
Section Times	1:15.33 [2] (0:13.97)	1:01.36 [1] (0:11.04)	0:50.32 [1] (0:11.90)	0:38.42 [1] (0:12.37)	0:26.05 [1] (0:12.64)	0:13.41 [1] (0:13.41)
Average Speed [km/h]	51.6	65.6	61.0	58.0	56.4	53.6
Top Speed [km/h]	70.3	69.9	61.5	59.9	58.4	55.3
Avg. Dist. to Rail [m]	6.2	1.7	2.0	1.0	2.3	1.1
Avg. Stride Freq. [Hz]	2.5	2.5	2.4	2.4	2.4	2.3
Avg. Stride Length [m]	5.7	7.2	7.1	6.7	6.5	6.4



- [ ] Ranking at each section and finish
- .-.- No data available at this section
- NA No data available



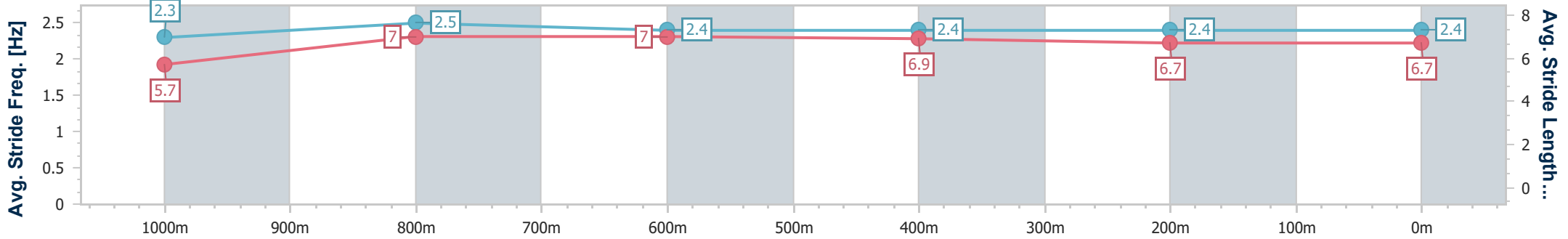
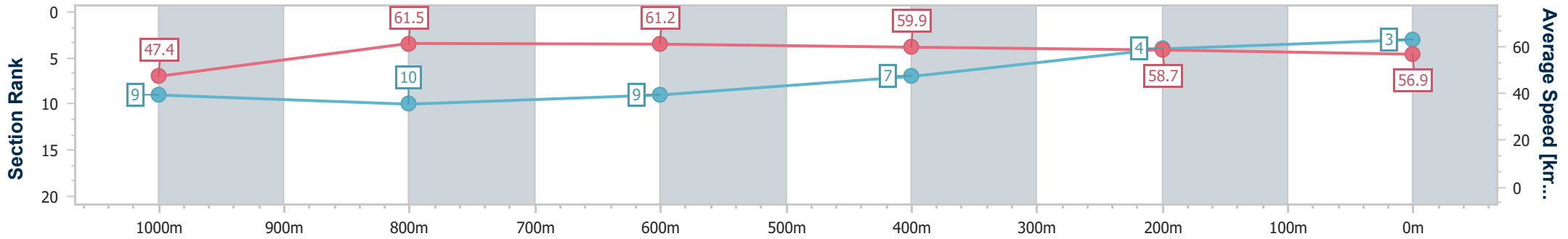
Horse/Jockey Name	Decider
Final Rank	3
Fastest Section Time (Section)	0:11.74 (800m)
Top Speed [km/h] (Section)	64.4 (Overall)
Race State	Finished



Toowoomba QLD Professional  
 Race 5: MOCO FOOD SERVICES Maiden Plate - 1200m  
 17 June 2023 - 19:16  
 Track Rating: Good 4, Weather: , Rail Position: +5m Entire



Section	Overall	1000m	800m	600m	400m	200m
Section Times	1:15.50 [3] (0:15.19)	1:00.31 [9] (0:11.81)	0:48.50 [10] (0:11.74)	0:36.76 [9] (0:11.90)	0:24.86 [7] (0:12.24)	0:12.62 [4] (0:12.62)
Average Speed [km/h]	47.4	61.5	61.2	59.9	58.7	56.9
Top Speed [km/h]	64.4	62.6	62.5	61.0	59.5	57.8
Avg. Dist. to Rail [m]	7.0	2.7	1.3	1.9	0.5	0.5
Avg. Stride Freq. [Hz]	2.3	2.5	2.4	2.4	2.4	2.4
Avg. Stride Length [m]	5.7	7.0	7.0	6.9	6.7	6.7



- [ ] Ranking at each section and finish
- .-.- No data available at this section
- NA No data available



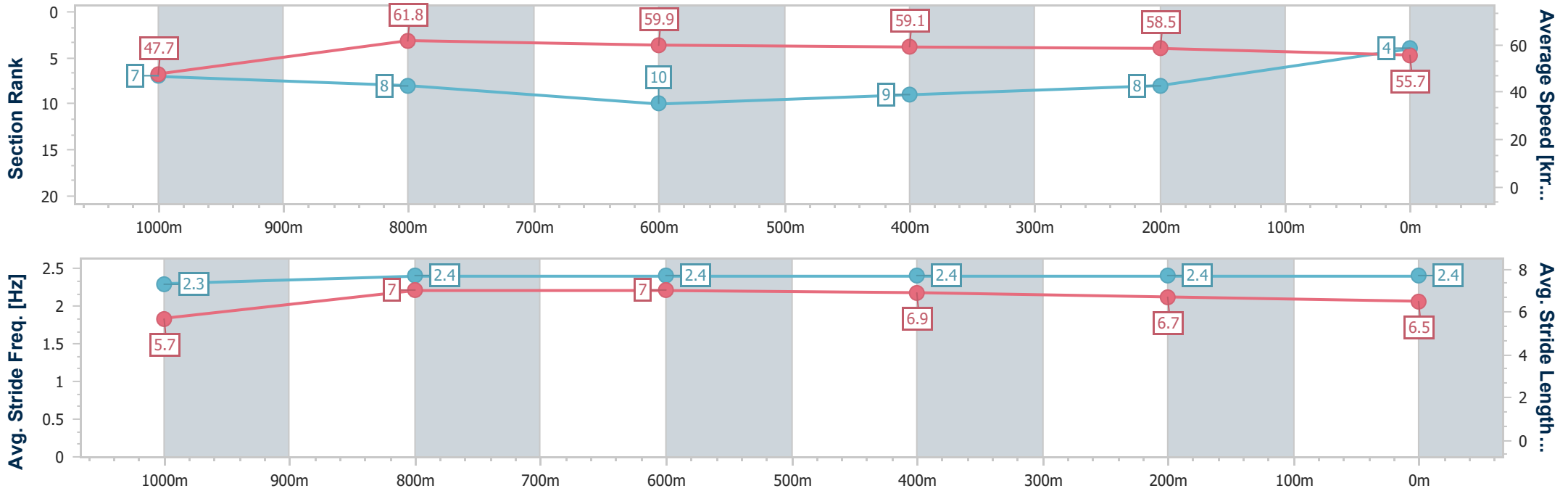
Horse/Jockey Name	More Max
Final Rank	4
Fastest Section Time (Section)	0:11.69 (1000m)
Top Speed [km/h] (Section)	63.3 (Overall)
Race State	Finished



Toowoomba QLD Professional  
 Race 5: MOCO FOOD SERVICES Maiden Plate - 1200m  
 17 June 2023 - 19:16  
 Track Rating: Good 4, Weather: , Rail Position: +5m Entire



Section	Overall	1000m	800m	600m	400m	200m
Section Times	1:16.07 [4] (0:15.11)	1:00.96 [7] (0:11.69)	0:49.27 [8] (0:11.96)	0:37.31 [10] (0:12.12)	0:25.19 [9] (0:12.30)	0:12.89 [8] (0:12.89)
Average Speed [km/h]	47.7	61.8	59.9	59.1	58.5	55.7
Top Speed [km/h]	63.3	63.3	61.2	60.9	59.7	56.5
Avg. Dist. to Rail [m]	6.3	1.3	1.0	1.1	0.6	2.5
Avg. Stride Freq. [Hz]	2.3	2.4	2.4	2.4	2.4	2.4
Avg. Stride Length [m]	5.7	7.0	7.0	6.9	6.7	6.5



- [ ] Ranking at each section and finish
- .-.- No data available at this section
- NA No data available



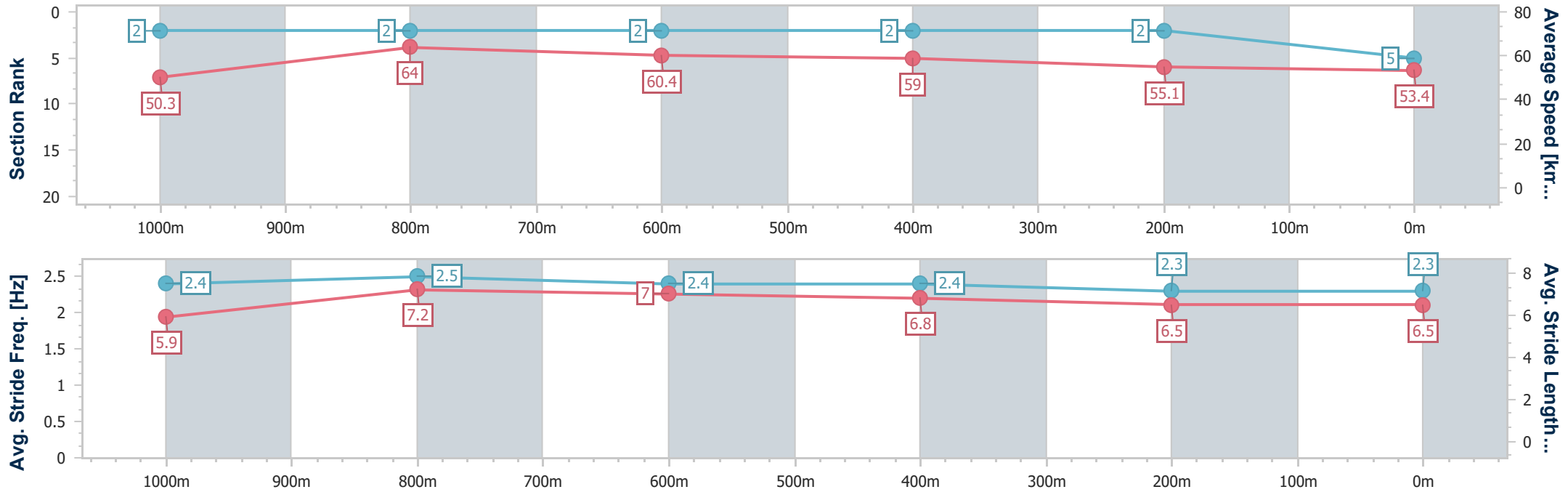
Horse/Jockey Name	Le Kita
Final Rank	5
Fastest Section Time (Section)	0:11.30 (1000m)
Top Speed [km/h] (Section)	68.9 (Overall)
Race State	Finished



Toowoomba QLD Professional  
 Race 5: MOCO FOOD SERVICES Maiden Plate - 1200m  
 17 June 2023 - 19:16  
 Track Rating: Good 4, Weather: , Rail Position: +5m Entire



Section	Overall	1000m	800m	600m	400m	200m
Section Times	1:16.19 [5] (0:14.32)	1:01.87 [2] (0:11.30)	0:50.57 [2] (0:11.90)	0:38.67 [2] (0:12.16)	0:26.51 [2] (0:13.04)	0:13.47 [2] (0:13.47)
Average Speed [km/h]	50.3	64.0	60.4	59.0	55.1	53.4
Top Speed [km/h]	68.9	67.2	62.0	61.1	56.7	54.6
Avg. Dist. to Rail [m]	9.3	1.7	0.8	0.6	0.7	1.3
Avg. Stride Freq. [Hz]	2.4	2.5	2.4	2.4	2.3	2.3
Avg. Stride Length [m]	5.9	7.2	7.0	6.8	6.5	6.5



- [ ] Ranking at each section and finish
- .-.- No data available at this section
- NA No data available



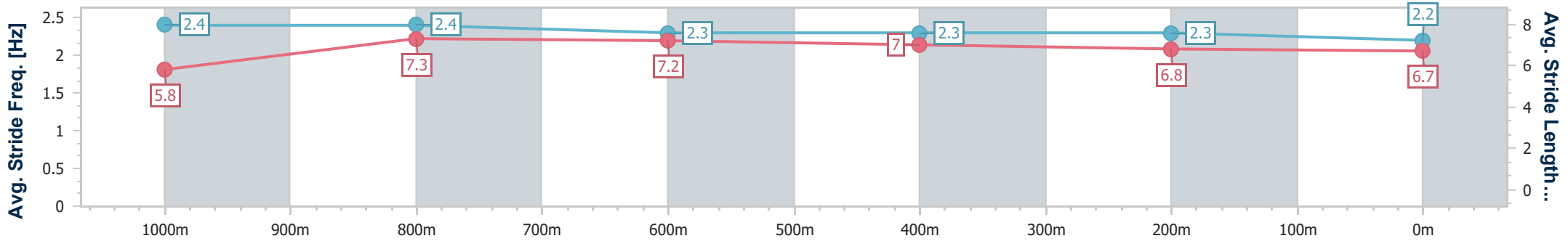
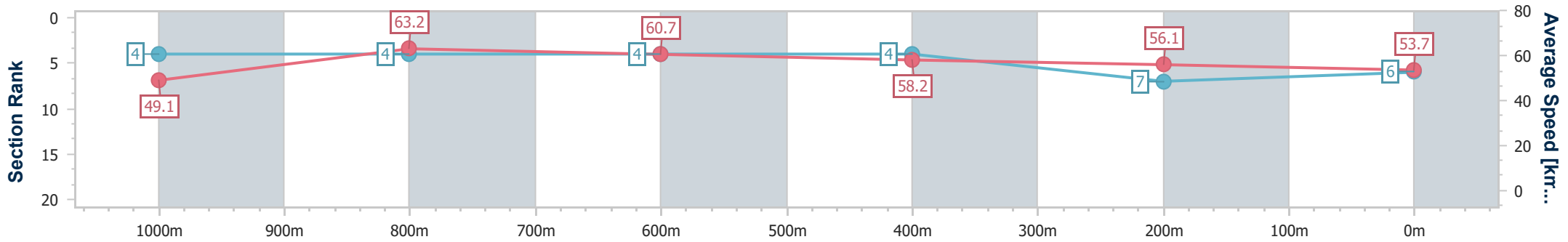
Horse/Jockey Name	Oscar The Third
Final Rank	6
Fastest Section Time (Section)	0:11.45 (1000m)
Top Speed [km/h] (Section)	65.6 (Overall)
Race State	Finished



Toowoomba QLD Professional  
 Race 5: MOCO FOOD SERVICES Maiden Plate - 1200m  
 17 June 2023 - 19:16  
 Track Rating: Good 4, Weather: , Rail Position: +5m Entire



Section	Overall	1000m	800m	600m	400m	200m
Section Times	1:16.52 [6] (0:14.65)	1:01.87 [4] (0:11.45)	0:50.42 [4] (0:11.85)	0:38.57 [4] (0:12.38)	0:26.19 [4] (0:12.81)	0:13.38 [7] (0:13.38)
Average Speed [km/h]	49.1	63.2	60.7	58.2	56.1	53.7
Top Speed [km/h]	65.6	65.2	61.7	60.7	57.0	55.1
Avg. Dist. to Rail [m]	4.0	1.6	0.2	0.3	0.2	1.8
Avg. Stride Freq. [Hz]	2.4	2.4	2.3	2.3	2.3	2.2
Avg. Stride Length [m]	5.8	7.3	7.2	7.0	6.8	6.7



- [ ] Ranking at each section and finish
- .-.- No data available at this section
- NA No data available



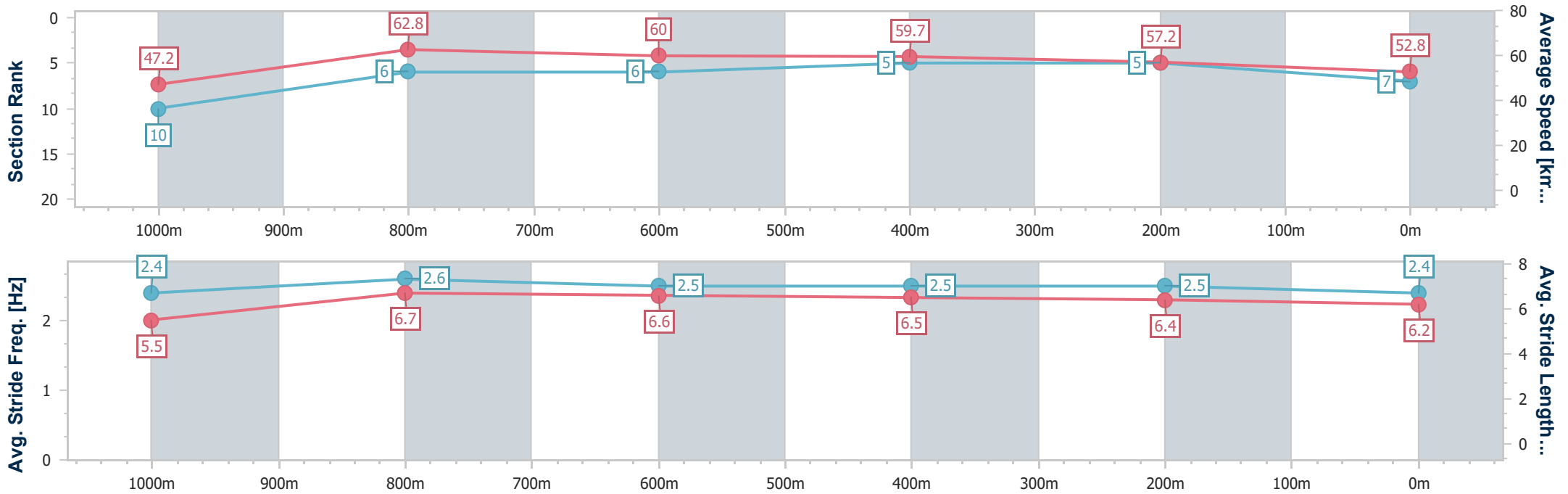
Horse/Jockey Name	Bronze Memory
Final Rank	7
Fastest Section Time (Section)	0:11.31 (1000m)
Top Speed [km/h] (Section)	66.2 (1000m)
Race State	Finished



Toowoomba QLD Professional  
 Race 5: MOCO FOOD SERVICES Maiden Plate - 1200m  
 17 June 2023 - 19:16  
 Track Rating: Good 4, Weather: , Rail Position: +5m Entire



Section	Overall	1000m	800m	600m	400m	200m
Section Times	1:16.64 [7] (0:15.25)	1:01.39 [10] (0:11.31)	0:50.08 [6] (0:11.90)	0:38.18 [6] (0:12.01)	0:26.17 [5] (0:12.55)	0:13.62 [5] (0:13.62)
Average Speed [km/h]	47.2	62.8	60.0	59.7	57.2	52.8
Top Speed [km/h]	64.5	66.2	60.9	61.3	58.6	55.2
Avg. Dist. to Rail [m]	5.7	3.8	2.0	0.5	1.3	2.2
Avg. Stride Freq. [Hz]	2.4	2.6	2.5	2.5	2.5	2.4
Avg. Stride Length [m]	5.5	6.7	6.6	6.5	6.4	6.2



- [ ] Ranking at each section and finish
- .-.- No data available at this section
- NA No data available





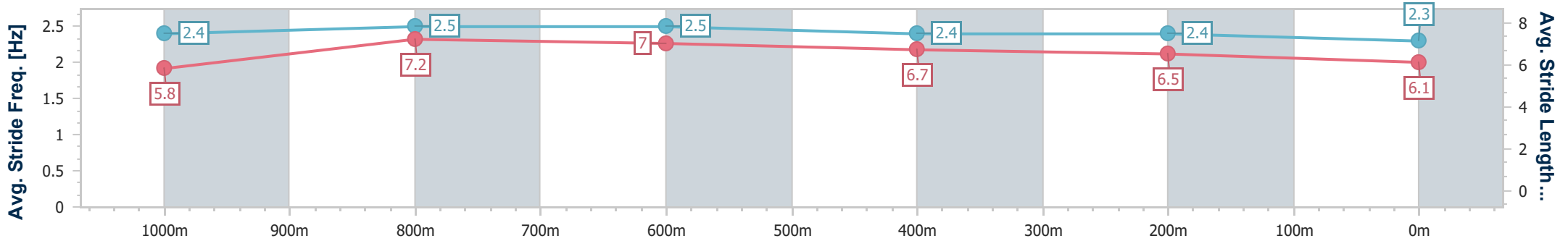
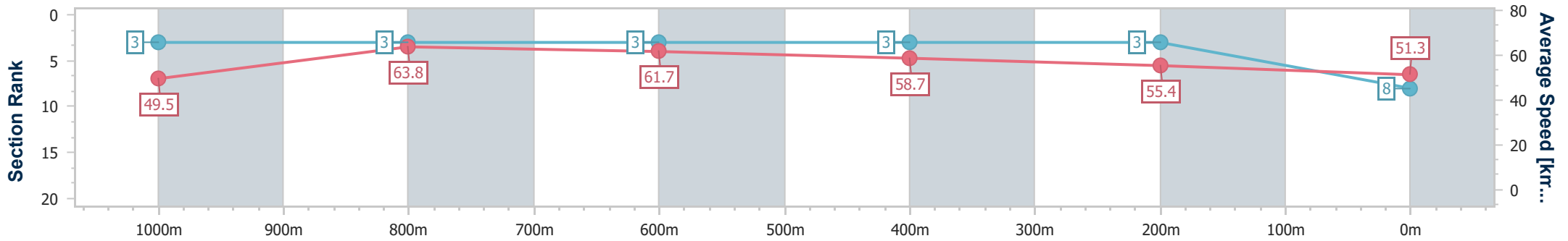
Horse/Jockey Name	Dragon Claws
Final Rank	8
Fastest Section Time (Section)	0:11.38 (1000m)
Top Speed [km/h] (Section)	66.6 (Overall)
Race State	Finished



Toowoomba QLD Professional  
 Race 5: MOCO FOOD SERVICES Maiden Plate - 1200m  
 17 June 2023 - 19:16  
 Track Rating: Good 4, Weather: , Rail Position: +5m Entire



Section	Overall	1000m	800m	600m	400m	200m
Section Times	1:16.82 [8] (0:14.56)	1:02.26 [3] (0:11.38)	0:50.88 [3] (0:11.66)	0:39.22 [3] (0:12.21)	0:27.01 [3] (0:13.00)	0:14.01 [3] (0:14.01)
Average Speed [km/h]	49.5	63.8	61.7	58.7	55.4	51.3
Top Speed [km/h]	66.6	66.0	62.3	61.5	56.6	53.2
Avg. Dist. to Rail [m]	6.7	2.7	0.4	0.7	0.3	0.5
Avg. Stride Freq. [Hz]	2.4	2.5	2.5	2.4	2.4	2.3
Avg. Stride Length [m]	5.8	7.2	7.0	6.7	6.5	6.1



- [ ] Ranking at each section and finish
- .-.- No data available at this section
- NA No data available



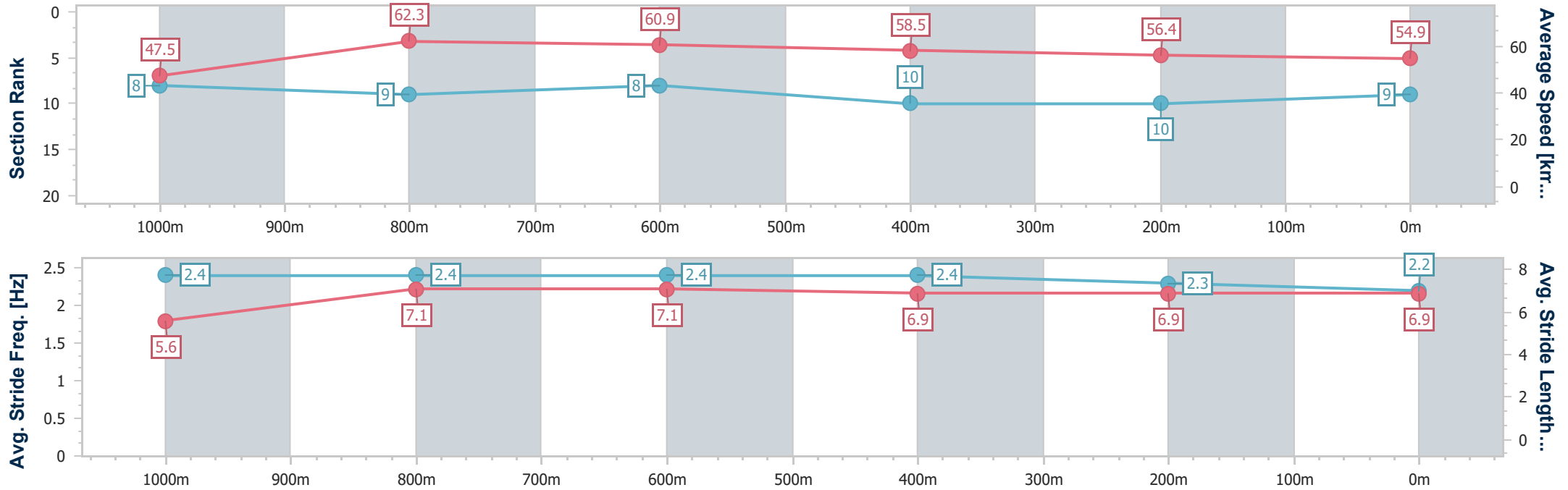
Horse/Jockey Name	Bandy's Day
Final Rank	9
Fastest Section Time (Section)	0:11.69 (1000m)
Top Speed [km/h] (Section)	64.5 (1000m)
Race State	Finished



Toowoomba QLD Professional  
 Race 5: MOCO FOOD SERVICES Maiden Plate - 1200m  
 17 June 2023 - 19:16  
 Track Rating: Good 4, Weather: , Rail Position: +5m Entire



Section	Overall	1000m	800m	600m	400m	200m
Section Times	1:16.94 [9] (0:15.15)	1:01.79 [8] (0:11.69)	0:50.10 [9] (0:11.82)	0:38.28 [8] (0:12.37)	0:25.91 [10] (0:12.82)	0:13.09 [10] (0:13.09)
Average Speed [km/h]	47.5	62.3	60.9	58.5	56.4	54.9
Top Speed [km/h]	63.7	64.5	61.9	61.4	57.0	56.1
Avg. Dist. to Rail [m]	7.9	2.9	0.5	1.1	0.9	1.5
Avg. Stride Freq. [Hz]	2.4	2.4	2.4	2.4	2.3	2.2
Avg. Stride Length [m]	5.6	7.1	7.1	6.9	6.9	6.9



- [ ] Ranking at each section and finish
- .-.- No data available at this section
- NA No data available



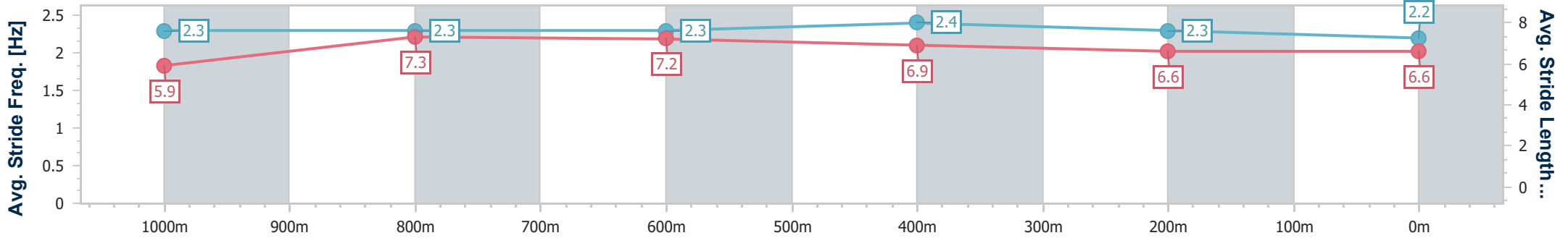
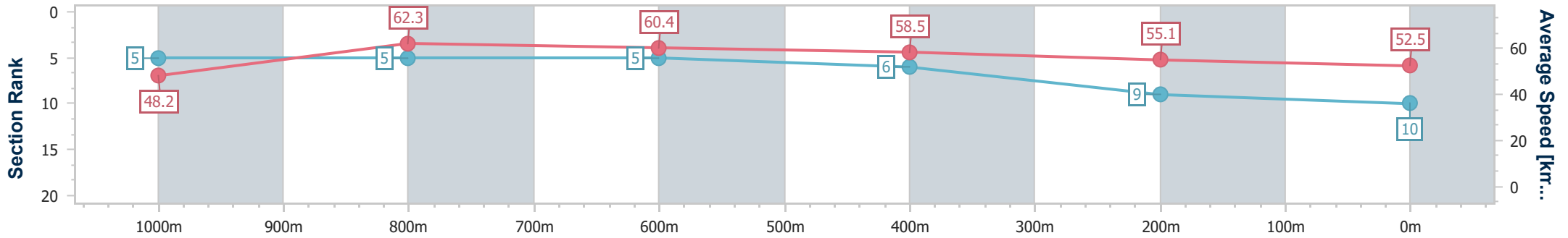
Horse/Jockey Name	Snap The Luck
Final Rank	10
Fastest Section Time (Section)	0:11.57 (1000m)
Top Speed [km/h] (Section)	65.4 (Overall)
Race State	Finished



Toowoomba QLD Professional  
 Race 5: MOCO FOOD SERVICES Maiden Plate - 1200m  
 17 June 2023 - 19:16  
 Track Rating: Good 4, Weather: , Rail Position: +5m Entire



Section	Overall	1000m	800m	600m	400m	200m
Section Times	1:17.39 [10] (0:14.92)	1:02.47 [5] (0:11.57)	0:50.90 [5] (0:11.84)	0:39.06 [5] (0:12.27)	0:26.79 [6] (0:13.11)	0:13.68 [9] (0:13.68)
Average Speed [km/h]	48.2	62.3	60.4	58.5	55.1	52.5
Top Speed [km/h]	65.4	65.4	61.6	60.7	57.5	53.4
Avg. Dist. to Rail [m]	5.0	1.3	1.5	0.6	1.6	2.5
Avg. Stride Freq. [Hz]	2.3	2.3	2.3	2.4	2.3	2.2
Avg. Stride Length [m]	5.9	7.3	7.2	6.9	6.6	6.6



- [ ] Ranking at each section and finish
- .-.- No data available at this section
- NA No data available