



# Sunshine Coast QLD Professional

## Race 3: Double R Group OPEN Handicap - 1000m



16 June 2023 - 16:35

Track Rating: Soft 6, Weather: Fine, Rail Position: +10m Entire

Section		Overall									Last 600m		
Field Times		0:58.43 (0:13.21)									0:34.30		
		800m			600m			400m			200m		
		0:45.22 (0:10.92)			0:34.30 (0:11.26)			0:23.04 (0:11.09)			0:11.95 (0:11.95)		
Rank	TAB	Horse/Jockey	Barrier	Top Speed [km/h]	Fastest Section	Margin	Distance Travelled [m]						
1	2	<b>KING KLAUS</b> Dale Smith	7	70.0 800m	0:10.92 800m	0:58.43 [1] (0:13.21)	0:45.22 [1] (0:10.92)	0:34.30 [1] (0:11.26)	0:23.04 [1] (0:11.09)	0:11.95 [1] (0:11.95)	0:58.43	0:34.30	
2	8	<b>MISS BARTY</b> Bailey Wheeler	2	66.5 400m	0:11.02 400m	0:58.85 [2] (0:13.60)	0:45.25 [5] (0:11.06)	0:34.19 [5] (0:11.37)	0:22.82 [5] (0:11.02)	0:11.80 [6] (0:11.80)	2.3L	0:34.19	-2
3	6	<b>YOU'LL BE MIST</b> Luke Tarrant	6	68.1 Overall	0:10.97 400m	0:58.86 [3] (0:13.32)	0:45.54 [2] (0:11.13)	0:34.41 [3] (0:11.36)	0:23.05 [3] (0:10.97)	0:12.08 [3] (0:12.08)	2.4L	0:34.41	+3
4	3	<b>SUPERARE</b> Ben Thompson	9	67.7 800m	0:10.87 400m	0:58.89 [4] (0:13.99)	0:44.90 [8] (0:10.89)	0:34.01 [7] (0:11.21)	0:22.80 [6] (0:10.87)	0:11.93 [4] (0:11.93)	2.6L	0:34.01	+0
5	7	<b>DITMAS</b> Kyle Wilson-Taylor	1	68.1 800m	0:11.02 800m	0:58.98 [5] (0:13.34)	0:45.64 [3] (0:11.02)	0:34.62 [2] (0:11.28)	0:23.34 [2] (0:11.12)	0:12.22 [2] (0:12.22)	3L	0:34.62	+0
6	5	<b>KINGSTON'S HERE</b> Damien Thornton	4	68.2 800m	0:10.99 800m	0:59.41 [6] (0:13.56)	0:45.85 [4] (0:10.99)	0:34.86 [4] (0:11.36)	0:23.50 [4] (0:11.14)	0:12.36 [5] (0:12.36)	5.5L	0:34.86	+3
7	1	<b>DOCTOR ZOUS</b> Jake Bayliss	3	67.6 Overall	0:11.08 400m	0:59.52 [7] (0:13.63)	0:45.89 [6] (0:11.20)	0:34.69 [6] (0:11.33)	0:23.36 [7] (0:11.08)	0:12.28 [7] (0:12.28)	6L	0:34.69	+4
8	4	<b>BOMBASAY</b> Craig Robertson	8	66.9 800m	0:11.10 800m	1:01.14 [8] (0:13.91)	0:47.23 [7] (0:11.10)	0:36.13 [8] (0:11.50)	0:24.63 [8] (0:11.62)	0:13.01 [8] (0:13.01)	15.5L	0:36.13	+8

Scratched: Deep Fire (#9)



Horse/Jockey Name	King Klaus
Final Rank	1
Fastest Section Time (Section)	0:10.92 (800m)
Top Speed [km/h] (Section)	70.0 (800m)
Race State	Finished



### Sunshine Coast QLD Professional

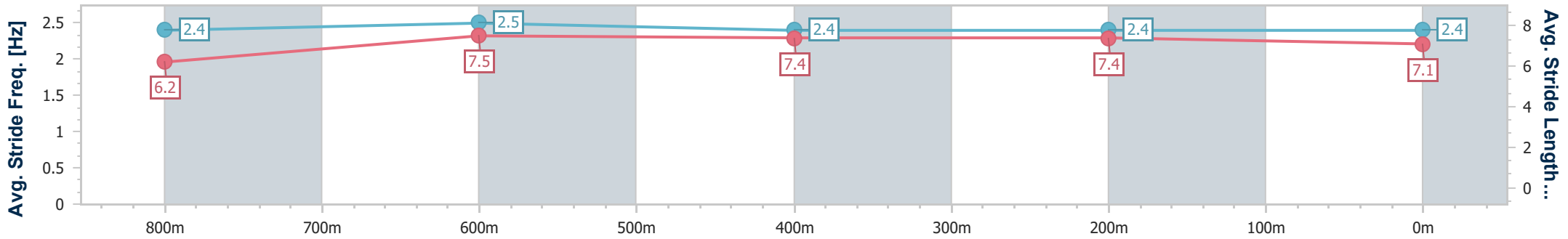
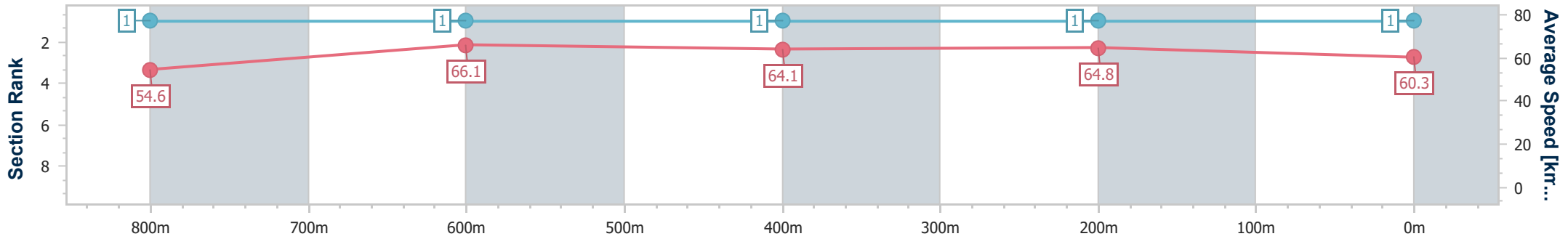
Race 3: Double R Group OPEN Handicap - 1000m

16 June 2023 - 16:35



Track Rating: Soft 6, Weather: Fine, Rail Position: +10m Entire

Section	Overall	800m	600m	400m	200m
Section Times	0:58.43 [1] (0:13.21)	0:45.22 [1] (0:10.92)	0:34.30 [1] (0:11.26)	0:23.04 [1] (0:11.09)	0:11.95 [1] (0:11.95)
Average Speed [km/h]	54.6	66.1	64.1	64.8	60.3
Top Speed [km/h]	69.9	70.0	65.2	66.0	63.6
Avg. Dist. to Rail [m]	4.9	1.1	0.3	0.8	1.6
Avg. Stride Freq. [Hz]	2.4	2.5	2.4	2.4	2.4
Avg. Stride Length [m]	6.2	7.5	7.4	7.4	7.1



- [ ] Ranking at each section and finish
- .-.- No data available at this section
- NA No data available



Horse/Jockey Name	Miss Barty
Final Rank	2
Fastest Section Time (Section)	0:11.02 (400m)
Top Speed [km/h] (Section)	66.5 (400m)
Race State	Finished



Sunshine Coast QLD Professional

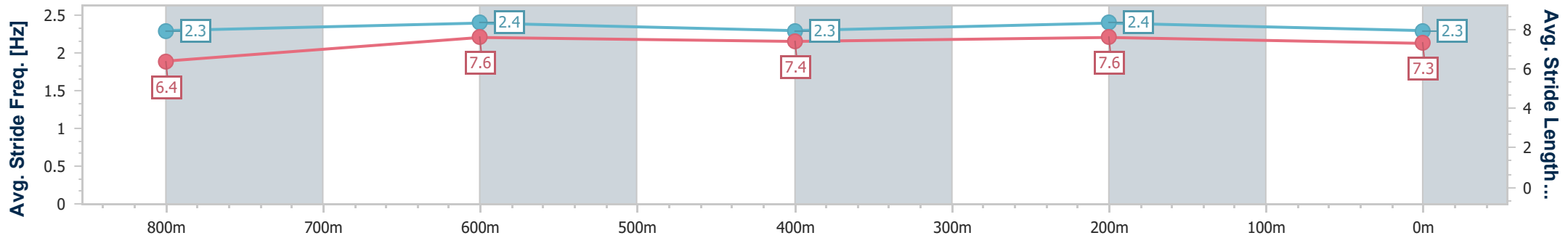
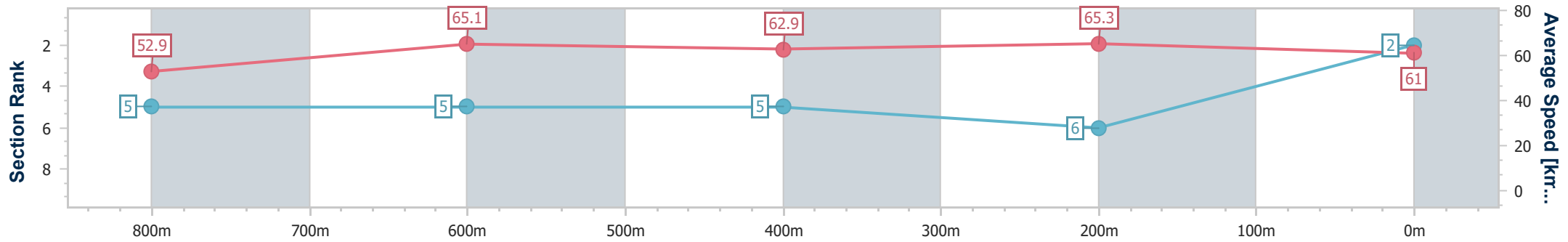
Race 3: Double R Group OPEN Handicap - 1000m

16 June 2023 - 16:35



Track Rating: Soft 6, Weather: Fine, Rail Position: +10m Entire

Section	Overall	800m	600m	400m	200m
Section Times	0:58.85 [2] (0:13.60)	0:45.25 [5] (0:11.06)	0:34.19 [5] (0:11.37)	0:22.82 [5] (0:11.02)	0:11.80 [6] (0:11.80)
Average Speed [km/h]	52.9	65.1	62.9	65.3	61.0
Top Speed [km/h]	66.1	66.1	63.8	66.5	64.5
Avg. Dist. to Rail [m]	2.4	1.2	1.2	0.3	0.1
Avg. Stride Freq. [Hz]	2.3	2.4	2.3	2.4	2.3
Avg. Stride Length [m]	6.4	7.6	7.4	7.6	7.3



- [ ] Ranking at each section and finish
- .-.- No data available at this section
- NA No data available



Horse/Jockey Name	You'll Be Mist
Final Rank	3
Fastest Section Time (Section)	0:10.97 (400m)
Top Speed [km/h] (Section)	68.1 (Overall)
Race State	Finished



### Sunshine Coast QLD Professional

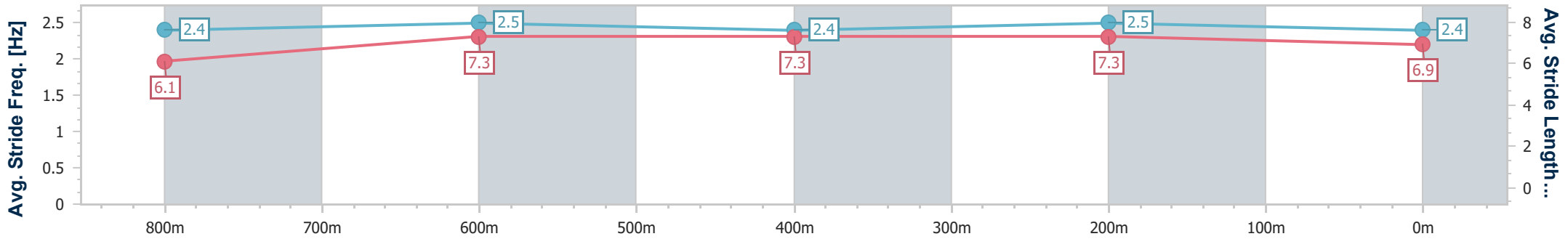
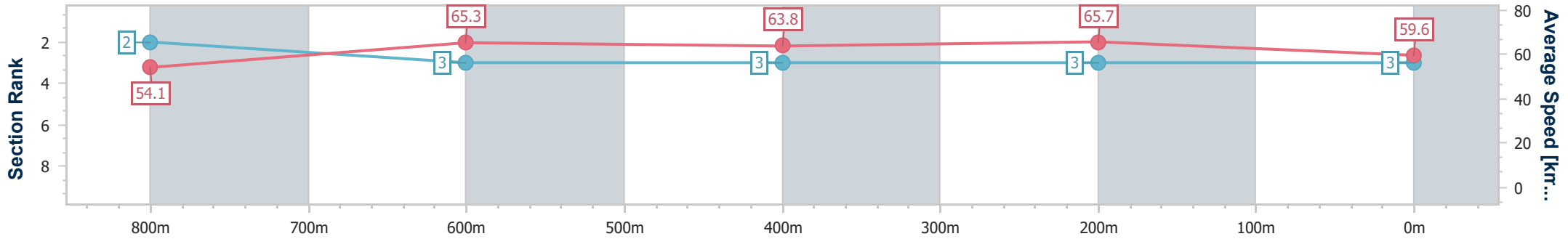
Race 3: Double R Group OPEN Handicap - 1000m



16 June 2023 - 16:35

Track Rating: Soft 6, Weather: Fine, Rail Position: +10m Entire

Section	Overall	800m	600m	400m	200m
Section Times	0:58.86 [3] (0:13.32)	0:45.54 [2] (0:11.13)	0:34.41 [3] (0:11.36)	0:23.05 [3] (0:10.97)	0:12.08 [3] (0:12.08)
Average Speed [km/h]	54.1	65.3	63.8	65.7	59.6
Top Speed [km/h]	68.1	67.1	64.9	66.3	65.1
Avg. Dist. to Rail [m]	4.5	2.2	1.4	2.8	3.8
Avg. Stride Freq. [Hz]	2.4	2.5	2.4	2.5	2.4
Avg. Stride Length [m]	6.1	7.3	7.3	7.3	6.9



- [ ] Ranking at each section and finish
- .-.- No data available at this section
- NA No data available



Horse/Jockey Name	Superare
Final Rank	4
Fastest Section Time (Section)	0:10.87 (400m)
Top Speed [km/h] (Section)	67.7 (800m)
Race State	Finished



Sunshine Coast QLD Professional

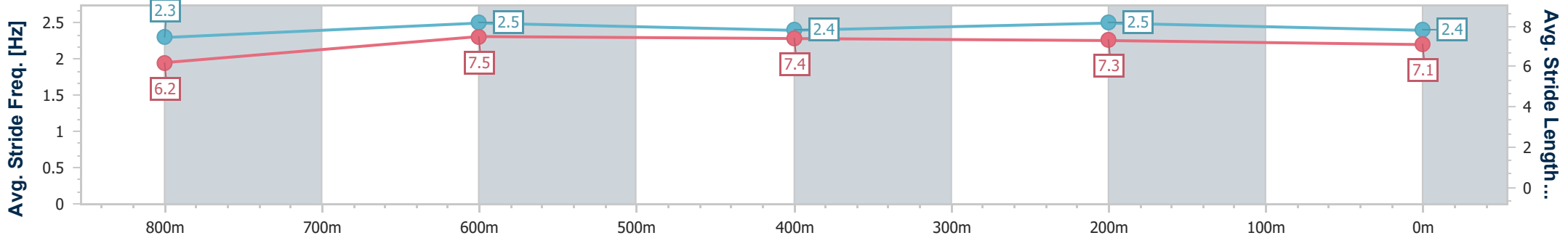
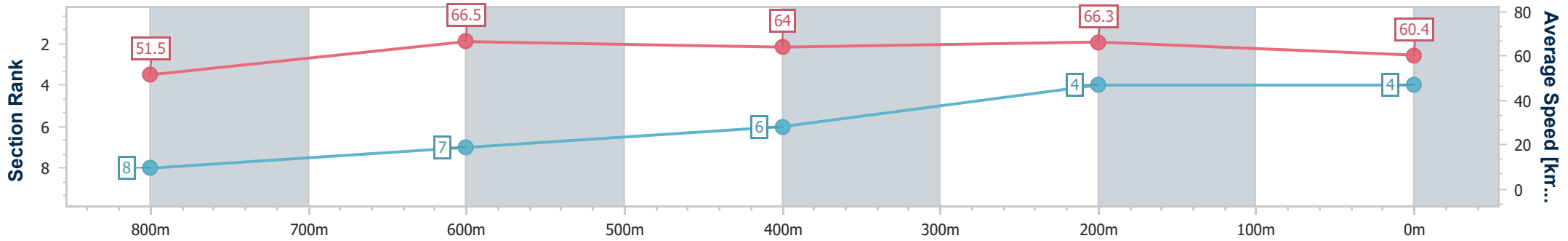
Race 3: Double R Group OPEN Handicap - 1000m

16 June 2023 - 16:35



Track Rating: Soft 6, Weather: Fine, Rail Position: +10m Entire

Section	Overall	800m	600m	400m	200m
Section Times	0:58.89 [4] (0:13.99)	0:44.90 [8] (0:10.89)	0:34.01 [7] (0:11.21)	0:22.80 [6] (0:10.87)	0:11.93 [4] (0:11.93)
Average Speed [km/h]	51.5	66.5	64.0	66.3	60.4
Top Speed [km/h]	66.9	67.7	66.4	66.9	65.1
Avg. Dist. to Rail [m]	5.4	1.7	0.3	1.8	1.1
Avg. Stride Freq. [Hz]	2.3	2.5	2.4	2.5	2.4
Avg. Stride Length [m]	6.2	7.5	7.4	7.3	7.1



- [ ] Ranking at each section and finish
- .-.- No data available at this section
- NA No data available



Horse/Jockey Name	Ditmas
Final Rank	5
Fastest Section Time (Section)	0:11.02 (800m)
Top Speed [km/h] (Section)	68.1 (800m)
Race State	Finished



### Sunshine Coast QLD Professional

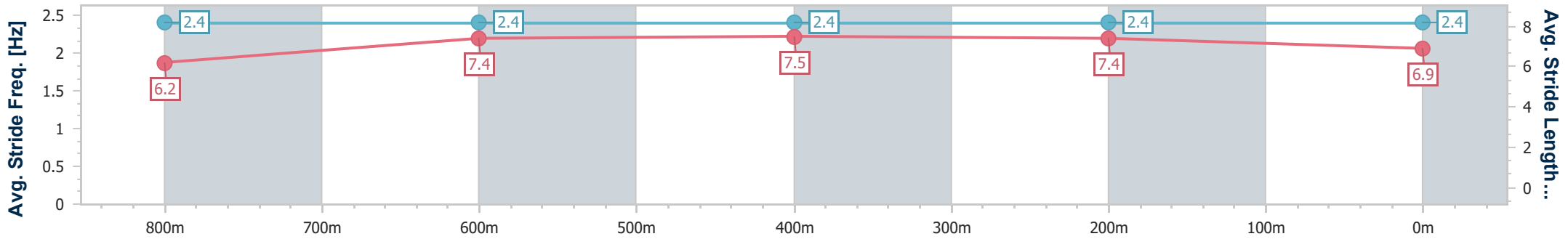
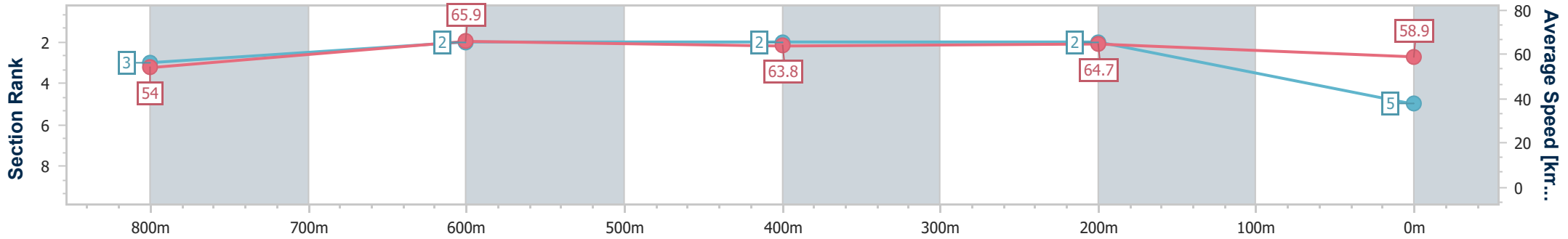
Race 3: Double R Group OPEN Handicap - 1000m

16 June 2023 - 16:35



Track Rating: Soft 6, Weather: Fine, Rail Position: +10m Entire

Section	Overall	800m	600m	400m	200m
Section Times	0:58.98 [5] (0:13.34)	0:45.64 [3] (0:11.02)	0:34.62 [2] (0:11.28)	0:23.34 [2] (0:11.12)	0:12.22 [2] (0:12.22)
Average Speed [km/h]	54.0	65.9	63.8	64.7	58.9
Top Speed [km/h]	67.6	68.1	64.3	65.3	62.8
Avg. Dist. to Rail [m]	1.9	2.1	0.6	0.7	2.2
Avg. Stride Freq. [Hz]	2.4	2.4	2.4	2.4	2.4
Avg. Stride Length [m]	6.2	7.4	7.5	7.4	6.9



- [ ] Ranking at each section and finish
- .-.- No data available at this section
- NA No data available



Horse/Jockey Name	Kingston's Here
Final Rank	6
Fastest Section Time (Section)	0:10.99 (800m)
Top Speed [km/h] (Section)	68.2 (800m)
Race State	Finished



### Sunshine Coast QLD Professional

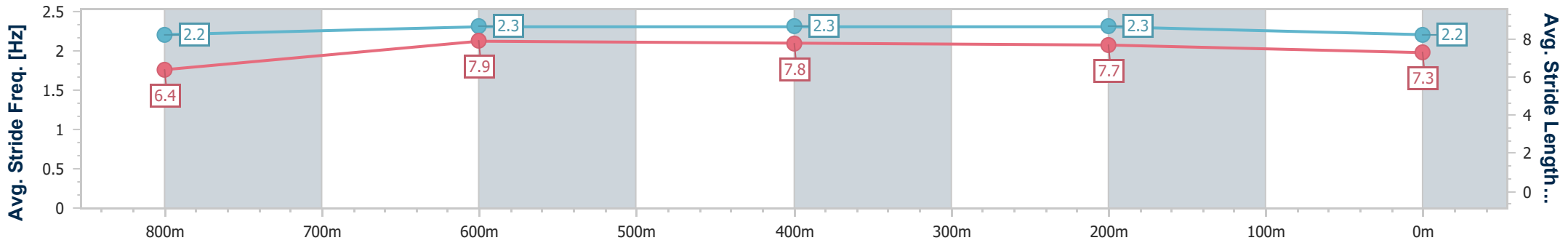
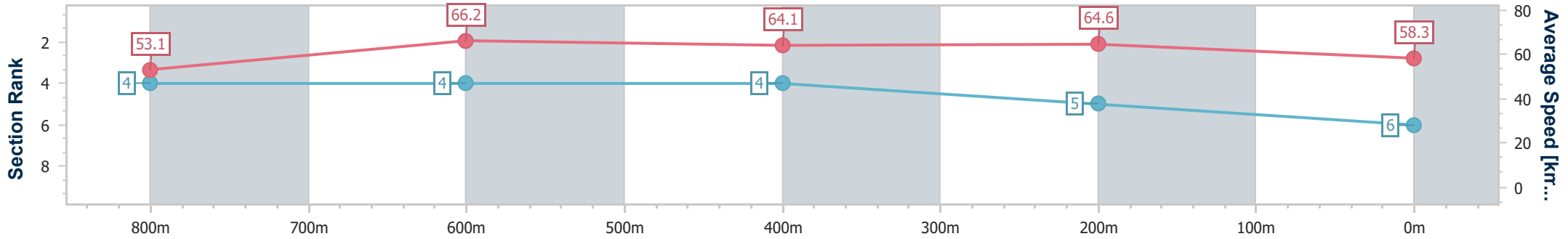
Race 3: Double R Group OPEN Handicap - 1000m

16 June 2023 - 16:35



Track Rating: Soft 6, Weather: Fine, Rail Position: +10m Entire

Section	Overall	800m	600m	400m	200m
Section Times	0:59.41 [6] (0:13.56)	0:45.85 [4] (0:10.99)	0:34.86 [4] (0:11.36)	0:23.50 [4] (0:11.14)	0:12.36 [5] (0:12.36)
Average Speed [km/h]	53.1	66.2	64.1	64.6	58.3
Top Speed [km/h]	67.9	68.2	65.4	65.5	63.2
Avg. Dist. to Rail [m]	4.1	2.9	1.7	4.8	6.5
Avg. Stride Freq. [Hz]	2.2	2.3	2.3	2.3	2.2
Avg. Stride Length [m]	6.4	7.9	7.8	7.7	7.3



- [ ] Ranking at each section and finish
- .-.- No data available at this section
- NA No data available



Horse/Jockey Name	Doctor Zous
Final Rank	7
Fastest Section Time (Section)	0:11.08 (400m)
Top Speed [km/h] (Section)	67.6 (Overall)
Race State	Finished



### Sunshine Coast QLD Professional

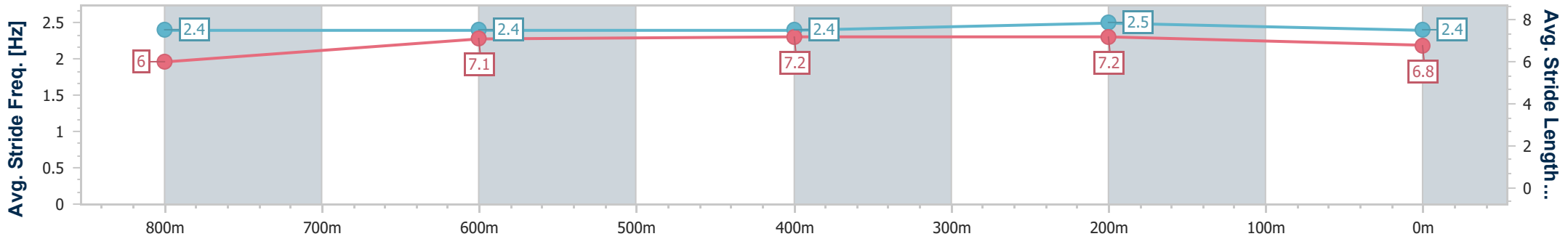
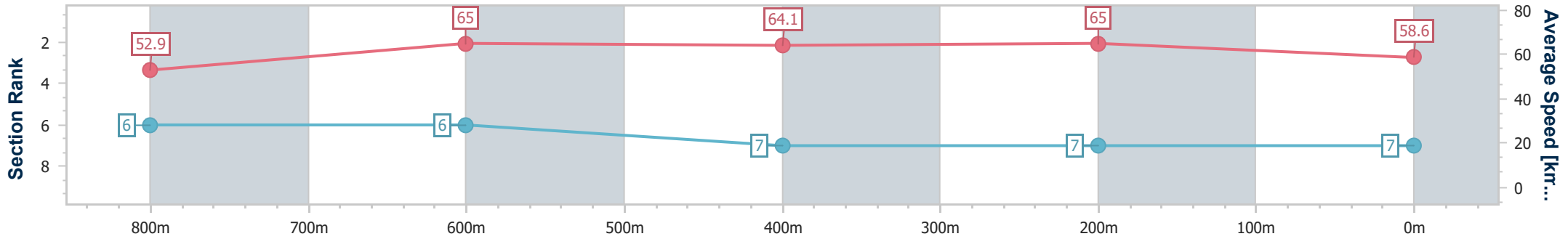
Race 3: Double R Group OPEN Handicap - 1000m



16 June 2023 - 16:35

Track Rating: Soft 6, Weather: Fine, Rail Position: +10m Entire

Section	Overall	800m	600m	400m	200m
Section Times	0:59.52 [7] (0:13.63)	0:45.89 [6] (0:11.20)	0:34.69 [6] (0:11.33)	0:23.36 [7] (0:11.08)	0:12.28 [7] (0:12.28)
Average Speed [km/h]	52.9	65.0	64.1	65.0	58.6
Top Speed [km/h]	67.6	65.9	66.3	66.3	63.2
Avg. Dist. to Rail [m]	3.8	3.0	1.7	5.3	7.0
Avg. Stride Freq. [Hz]	2.4	2.4	2.4	2.5	2.4
Avg. Stride Length [m]	6.0	7.1	7.2	7.2	6.8



- [ ] Ranking at each section and finish
- .-.- No data available at this section
- NA No data available





Horse/Jockey Name	Bombasay
Final Rank	8
Fastest Section Time (Section)	0:11.10 (800m)
Top Speed [km/h] (Section)	66.9 (800m)
Race State	Finished



### Sunshine Coast QLD Professional

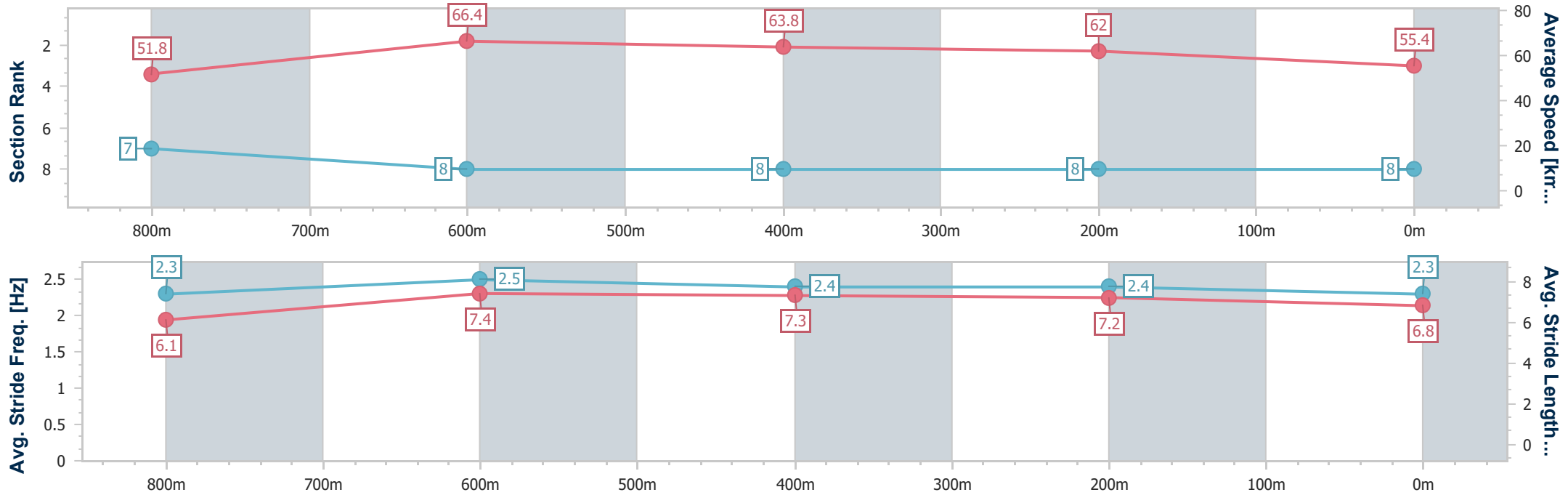
Race 3: Double R Group OPEN Handicap - 1000m

16 June 2023 - 16:35



Track Rating: Soft 6, Weather: Fine, Rail Position: +10m Entire

Section	Overall	800m	600m	400m	200m
Section Times	1:01.14 [8] (0:13.91)	0:47.23 [7] (0:11.10)	0:36.13 [8] (0:11.50)	0:24.63 [8] (0:11.62)	0:13.01 [8] (0:13.01)
Average Speed [km/h]	51.8	66.4	63.8	62.0	55.4
Top Speed [km/h]	66.4	66.9	65.4	63.5	60.3
Avg. Dist. to Rail [m]	7.4	5.6	3.6	5.1	5.7
Avg. Stride Freq. [Hz]	2.3	2.5	2.4	2.4	2.3
Avg. Stride Length [m]	6.1	7.4	7.3	7.2	6.8



- [ ] Ranking at each section and finish
- .-.- No data available at this section
- NA No data available