

# Sunshine Coast QLD Professional

## Race 1: LIEBKE BUILDERS QTIS Two-Year-Old Class 1 Handicap - 1400m

16 June 2023 - 15:19

Track Rating: Soft 6, Weather: Fine, Rail Position: +10m Entire

Section		Overall	1200m	1000m	800m	600m	400m	Last 600m				
Field Times		1:26.80 (0:13.52)	1:13.28 (0:11.19)	1:02.09 (0:12.05)	0:50.04 (0:12.52)	0:37.52 (0:12.62)	0:24.90 (0:12.27)	0:37.52				
Rank	TAB Horse/Jockey	Barrier	Top Speed [km/h]	Fastest Section	Distance Travelled [m]							
1	5 <b>SHOWDRA</b> Samantha Collett	6	66.7	0:11.35	1:26.80 [1] (0:13.98)	1:12.82 [6] (0:11.35)	1:01.47 [6] (0:12.03)	0:49.44 [6] (0:12.47)	0:36.97 [6] (0:12.44)	0:24.53 [5] (0:12.22)	0:36.97	
2	1 <b>MASTERPLAN</b> Justin Stanley	2	65.9	0:11.44	1:26.91 [2] (0:13.64)	1:13.27 [2] (0:11.44)	1:01.83 [4] (0:12.10)	0:49.73 [4] (0:12.47)	0:37.26 [3] (0:12.48)	0:24.78 [3] (0:12.04)	0:37.26	+0
3	4 <b>SHARP DAZZLER</b> Angela Jones	5	65.9	0:11.26	1:27.46 [3] (0:13.81)	1:13.65 [4] (0:11.26)	1:02.39 [3] (0:12.00)	0:50.39 [3] (0:12.51)	0:37.88 [2] (0:12.51)	0:25.37 [2] (0:12.16)	0:37.88	+6
4	2 <b>SMART RECOGNITION</b> James Orman	3	65.7	0:11.31	1:27.89 [4] (0:13.84)	1:14.05 [5] (0:11.31)	1:02.74 [5] (0:12.04)	0:50.70 [5] (0:12.56)	0:38.14 [5] (0:12.39)	0:25.75 [4] (0:12.04)	0:38.14	+4
5	3 <b>MISHANI LIGHT</b> Ben Thompson	1	66.8	0:11.19	1:29.89 [5] (0:13.52)	1:16.37 [1] (0:11.19)	1:05.18 [1] (0:12.05)	0:53.13 [1] (0:12.52)	0:40.61 [1] (0:12.62)	0:27.99 [1] (0:13.07)	0:40.61	+1
6	6 <b>BETTY BEERS</b> Georgina Cartwright	4	65.4	0:11.28	1:31.08 [6] (0:13.66)	1:17.42 [3] (0:11.28)	1:06.14 [2] (0:12.06)	0:54.08 [2] (0:12.68)	0:41.40 [4] (0:12.75)	0:28.65 [6] (0:13.50)	0:41.40	+5



# Sunshine Coast QLD Professional

## Race 1: LIEBKE BUILDERS QTIS Two-Year-Old Class 1 Handicap - 1400m

16 June 2023 - 15:19



Track Rating: Soft 6, Weather: Fine, Rail Position: +10m Entire

Section				200m				Last 600m	
Field Times				0:12.63 (0:12.63)				0:37.52	
Rank	TAB	Horse/Jockey	Barrier	Top Speed [km/h]	Fastest Section	Margin			Distance Travelled [m]
1	5	<b>SHOWDRA</b> Samantha Collett	6	66.7 Overall	0:11.35 1200m	0:12.31 [4] (0:12.31)	1:26.80		0:36.97
2	1	<b>MASTERPLAN</b> Justin Stanley	2	65.9 Overall	0:11.44 1200m	0:12.74 [1] (0:12.74)	0.5L		0:37.26 +0
3	4	<b>SHARP DAZZLER</b> Angela Jones	5	65.9 Overall	0:11.26 1200m	0:13.21 [3] (0:13.21)	3.8L		0:37.88 +6
4	2	<b>SMART RECOGNITION</b> James Orman	3	65.7 Overall	0:11.31 1200m	0:13.71 [2] (0:13.71)	6.3L		0:38.14 +4
5	3	<b>MISHANI LIGHT</b> Ben Thompson	1	66.8 Overall	0:11.19 1200m	0:14.92 [5] (0:14.92)	0L		0:40.61 +1
6	6	<b>BETTY BEERS</b> Georgina Cartwright	4	65.4 Overall	0:11.28 1200m	0:15.15 [6] (0:15.15)	24.8L		0:41.40 +5



Horse/Jockey Name	Showdra
Final Rank	1
Fastest Section Time (Section)	0:11.35 (1200m)
Top Speed [km/h] (Section)	66.7 (Overall)
Race State	Finished

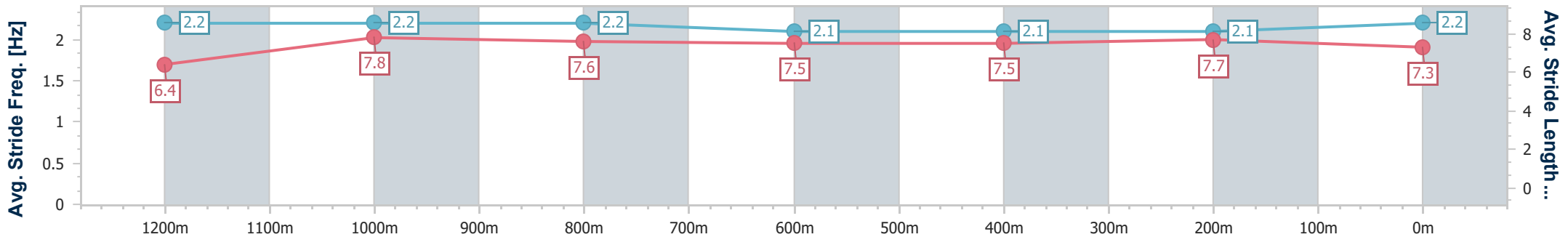
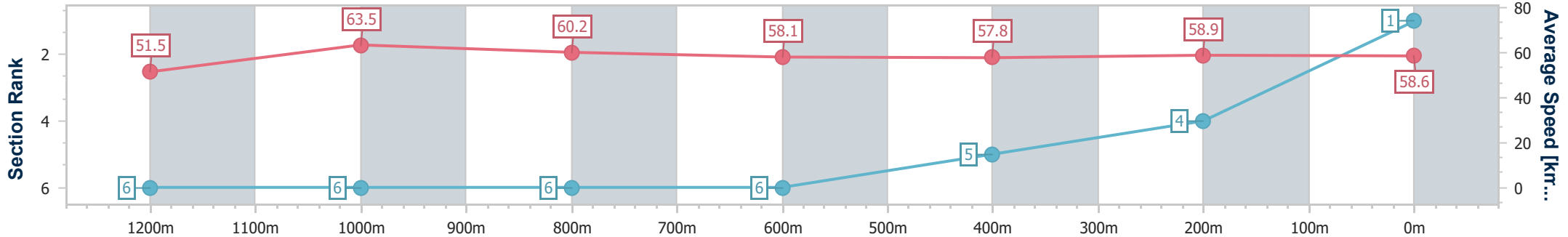


Sunshine Coast QLD Professional  
 Race 1: LIEBKE BUILDERS QTIS Two-Year-Old Class 1  
 Handicap - 1400m  
 16 June 2023 - 15:19



Track Rating: Soft 6, Weather: Fine, Rail Position: +10m Entire

Section	Overall	1200m	1000m	800m	600m	400m	200m
Section Times	1:26.80 [1] (0:13.98)	1:12.82 [6] (0:11.35)	1:01.47 [6] (0:12.03)	0:49.44 [6] (0:12.47)	0:36.97 [6] (0:12.44)	0:24.53 [5] (0:12.22)	0:12.31 [4] (0:12.31)
Average Speed [km/h]	51.5	63.5	60.2	58.1	57.8	58.9	58.6
Top Speed [km/h]	66.7	66.5	61.7	59.1	59.6	60.0	59.5
Avg. Dist. to Rail [m]	6.1	2.2	2.1	1.0	0.2	1.5	1.2
Avg. Stride Freq. [Hz]	2.2	2.2	2.2	2.1	2.1	2.1	2.2
Avg. Stride Length [m]	6.4	7.8	7.6	7.5	7.5	7.7	7.3



- [ ] Ranking at each section and finish
- .-.- No data available at this section
- NA No data available



Horse/Jockey Name	Masterplan
Final Rank	2
Fastest Section Time (Section)	0:11.44 (1200m)
Top Speed [km/h] (Section)	65.9 (Overall)
Race State	Finished

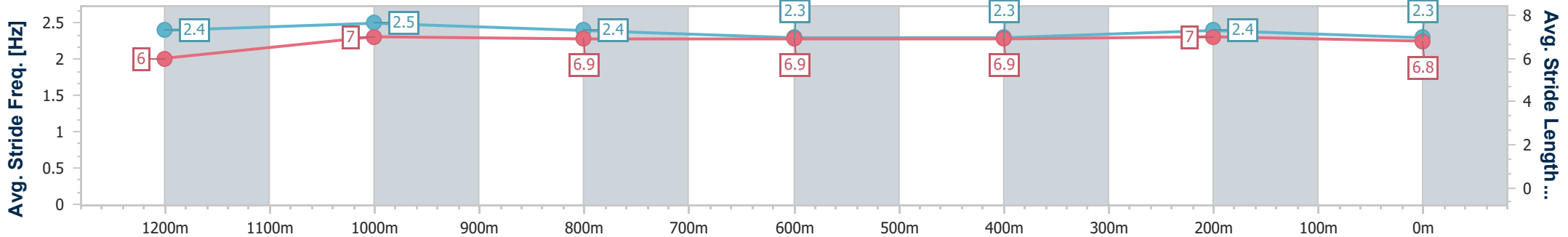
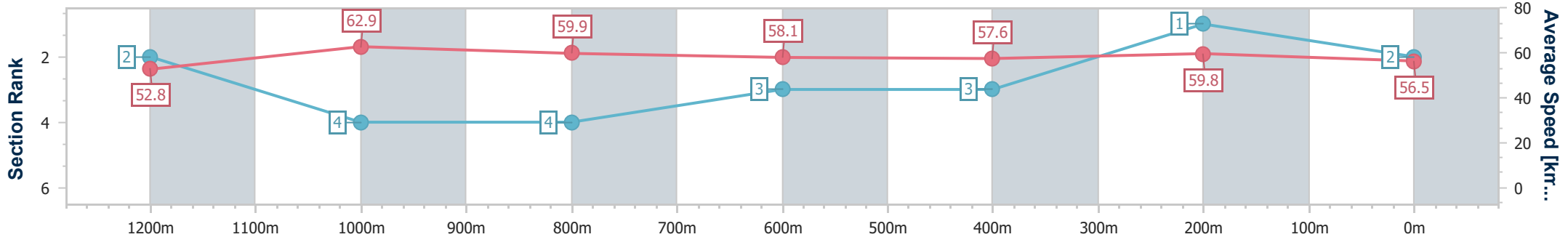


Sunshine Coast QLD Professional  
 Race 1: LIEBKE BUILDERS QTIS Two-Year-Old Class 1  
 Handicap - 1400m  
 16 June 2023 - 15:19



Track Rating: Soft 6, Weather: Fine, Rail Position: +10m Entire

Section	Overall	1200m	1000m	800m	600m	400m	200m
Section Times	1:26.91 [2] (0:13.64)	1:13.27 [2] (0:11.44)	1:01.83 [4] (0:12.10)	0:49.73 [4] (0:12.47)	0:37.26 [3] (0:12.48)	0:24.78 [3] (0:12.04)	0:12.74 [1] (0:12.74)
Average Speed [km/h]	52.8	62.9	59.9	58.1	57.6	59.8	56.5
Top Speed [km/h]	65.9	64.6	61.8	59.1	59.8	60.9	58.5
Avg. Dist. to Rail [m]	3.7	2.7	2.6	1.0	0.3	0.4	0.4
Avg. Stride Freq. [Hz]	2.4	2.5	2.4	2.3	2.3	2.4	2.3
Avg. Stride Length [m]	6.0	7.0	6.9	6.9	6.9	7.0	6.8



- [ ] Ranking at each section and finish
- .-.- No data available at this section
- NA No data available



Horse/Jockey Name	Sharp Dazzler
Final Rank	3
Fastest Section Time (Section)	0:11.26 (1200m)
Top Speed [km/h] (Section)	65.9 (Overall)
Race State	Finished

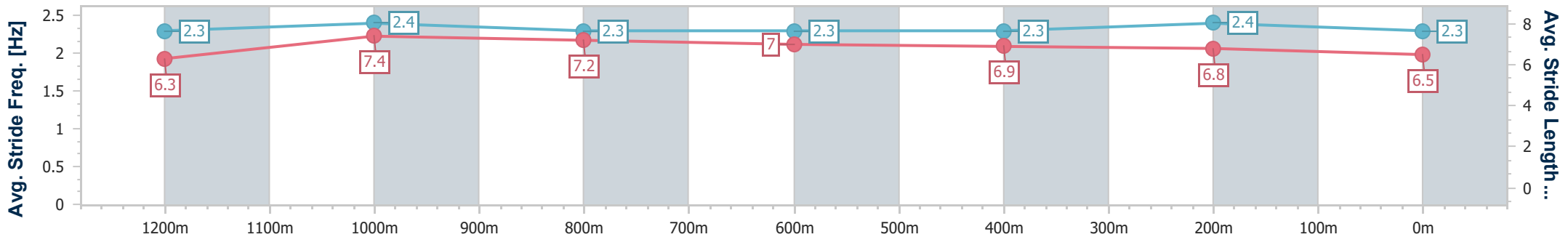
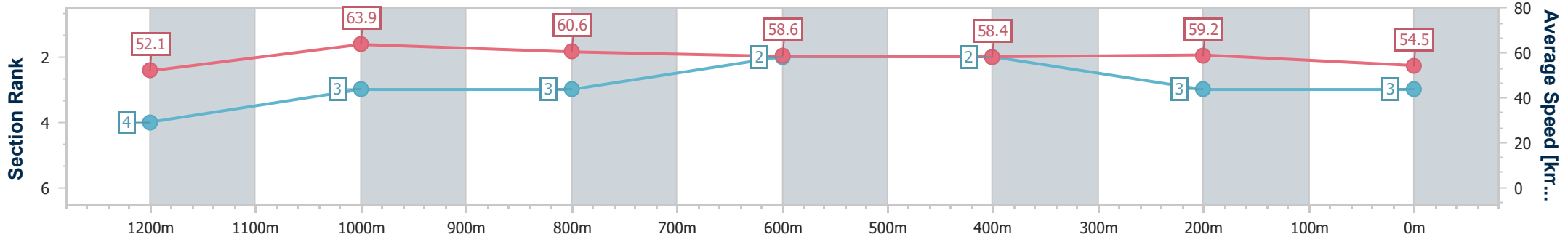


Sunshine Coast QLD Professional  
 Race 1: LIEBKE BUILDERS QTIS Two-Year-Old Class 1  
 Handicap - 1400m  
 16 June 2023 - 15:19



Track Rating: Soft 6, Weather: Fine, Rail Position: +10m Entire

Section	Overall	1200m	1000m	800m	600m	400m	200m
Section Times	1:27.46 [3] (0:13.81)	1:13.65 [4] (0:11.26)	1:02.39 [3] (0:12.00)	0:50.39 [3] (0:12.51)	0:37.88 [2] (0:12.51)	0:25.37 [2] (0:12.16)	0:13.21 [3] (0:13.21)
Average Speed [km/h]	52.1	63.9	60.6	58.6	58.4	59.2	54.5
Top Speed [km/h]	65.9	65.2	62.7	59.3	58.9	60.1	57.7
Avg. Dist. to Rail [m]	6.0	4.0	3.6	2.8	2.7	2.8	2.6
Avg. Stride Freq. [Hz]	2.3	2.4	2.3	2.3	2.3	2.4	2.3
Avg. Stride Length [m]	6.3	7.4	7.2	7.0	6.9	6.8	6.5



- [ ] Ranking at each section and finish
- .-.- No data available at this section
- NA No data available



Horse/Jockey Name	Smart Recognition
Final Rank	4
Fastest Section Time (Section)	0:11.31 (1200m)
Top Speed [km/h] (Section)	65.7 (Overall)
Race State	Finished

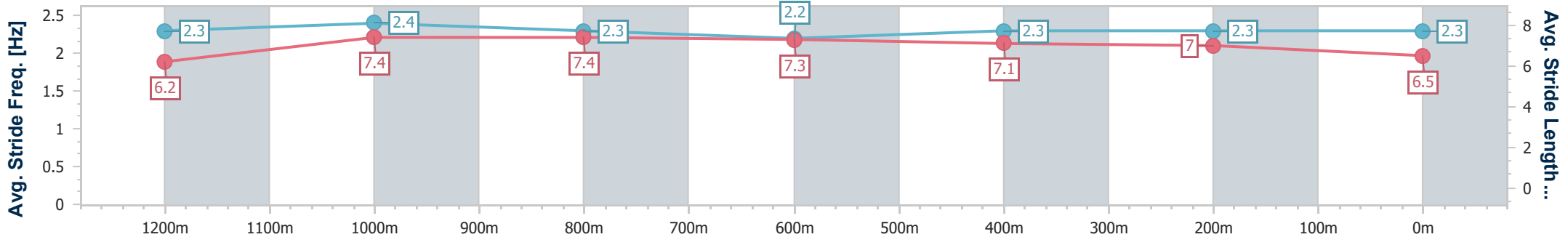
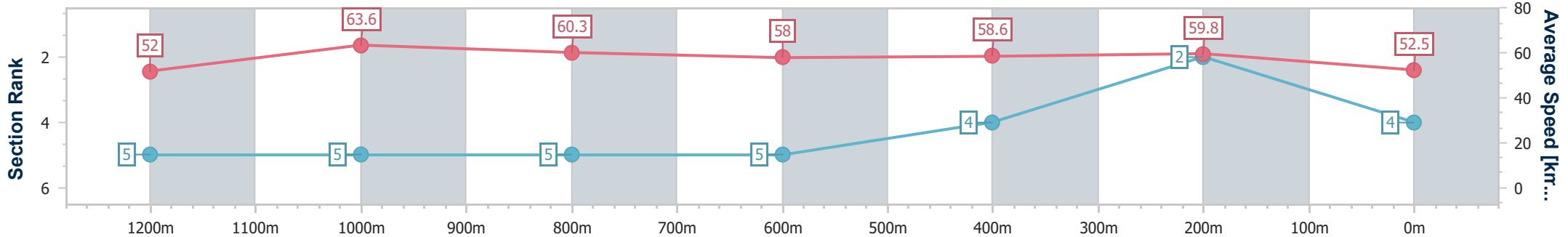


Sunshine Coast QLD Professional  
 Race 1: LIEBKE BUILDERS QTIS Two-Year-Old Class 1  
 Handicap - 1400m  
 16 June 2023 - 15:19



Track Rating: Soft 6, Weather: Fine, Rail Position: +10m Entire

Section	Overall	1200m	1000m	800m	600m	400m	200m
Section Times	1:27.89 [4] (0:13.84)	1:14.05 [5] (0:11.31)	1:02.74 [5] (0:12.04)	0:50.70 [5] (0:12.56)	0:38.14 [5] (0:12.39)	0:25.75 [4] (0:12.04)	0:13.71 [2] (0:13.71)
Average Speed [km/h]	52.0	63.6	60.3	58.0	58.6	59.8	52.5
Top Speed [km/h]	65.7	65.6	62.6	58.9	62.0	61.9	56.2
Avg. Dist. to Rail [m]	4.3	3.7	3.2	1.8	1.8	3.9	3.5
Avg. Stride Freq. [Hz]	2.3	2.4	2.3	2.2	2.3	2.3	2.3
Avg. Stride Length [m]	6.2	7.4	7.4	7.3	7.1	7.0	6.5



- [ ] Ranking at each section and finish
- .-.- No data available at this section
- NA No data available



Horse/Jockey Name	Mishani Light
Final Rank	5
Fastest Section Time (Section)	0:11.19 (1200m)
Top Speed [km/h] (Section)	66.8 (Overall)
Race State	Finished

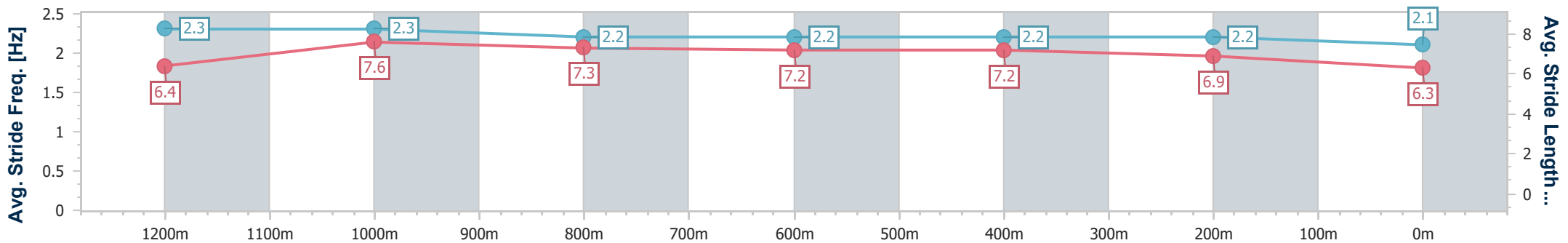
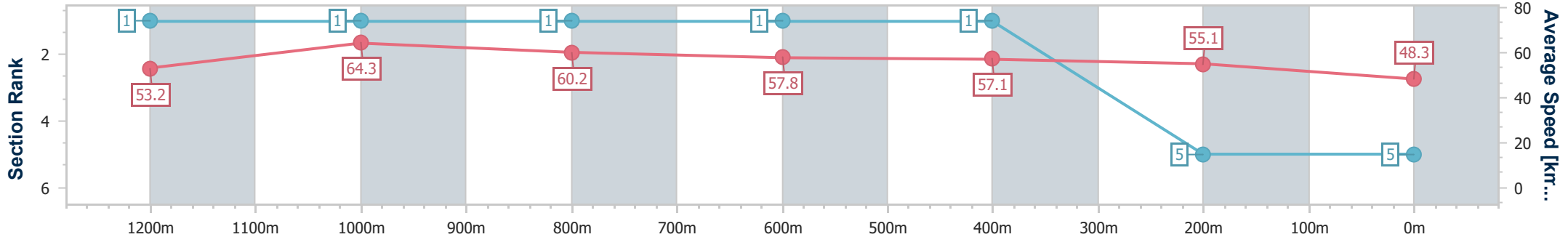


Sunshine Coast QLD Professional  
 Race 1: LIEBKE BUILDERS QTIS Two-Year-Old Class 1  
 Handicap - 1400m  
 16 June 2023 - 15:19



Track Rating: Soft 6, Weather: Fine, Rail Position: +10m Entire

Section	Overall	1200m	1000m	800m	600m	400m	200m
Section Times	1:29.89 [5] (0:13.52)	1:16.37 [1] (0:11.19)	1:05.18 [1] (0:12.05)	0:53.13 [1] (0:12.52)	0:40.61 [1] (0:12.62)	0:27.99 [1] (0:13.07)	0:14.92 [5] (0:14.92)
Average Speed [km/h]	53.2	64.3	60.2	57.8	57.1	55.1	48.3
Top Speed [km/h]	66.8	66.6	61.6	58.5	57.9	56.1	52.3
Avg. Dist. to Rail [m]	2.4	2.5	2.3	1.1	0.3	0.5	1.2
Avg. Stride Freq. [Hz]	2.3	2.3	2.2	2.2	2.2	2.2	2.1
Avg. Stride Length [m]	6.4	7.6	7.3	7.2	7.2	6.9	6.3



- [ ] Ranking at each section and finish
- .-.- No data available at this section
- NA No data available



Horse/Jockey Name	Betty Beers
Final Rank	6
Fastest Section Time (Section)	0:11.28 (1200m)
Top Speed [km/h] (Section)	65.4 (Overall)
Race State	Finished

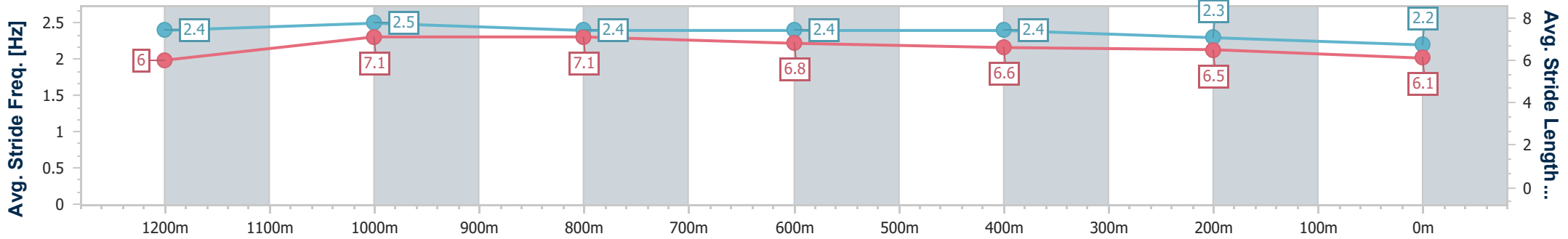
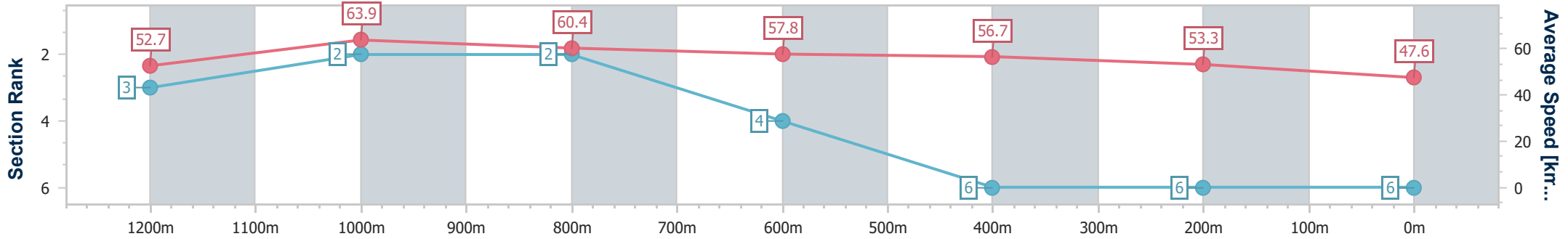


Sunshine Coast QLD Professional  
 Race 1: LIEBKE BUILDERS QTIS Two-Year-Old Class 1  
 Handicap - 1400m  
 16 June 2023 - 15:19



Track Rating: Soft 6, Weather: Fine, Rail Position: +10m Entire

Section	Overall	1200m	1000m	800m	600m	400m	200m
Section Times	1:31.08 [6] (0:13.66)	1:17.42 [3] (0:11.28)	1:06.14 [2] (0:12.06)	0:54.08 [2] (0:12.68)	0:41.40 [4] (0:12.75)	0:28.65 [6] (0:13.50)	0:15.15 [6] (0:15.15)
Average Speed [km/h]	52.7	63.9	60.4	57.8	56.7	53.3	47.6
Top Speed [km/h]	65.4	65.3	62.2	59.6	57.5	57.3	49.7
Avg. Dist. to Rail [m]	6.2	5.0	3.7	3.1	0.6	1.0	1.3
Avg. Stride Freq. [Hz]	2.4	2.5	2.4	2.4	2.4	2.3	2.2
Avg. Stride Length [m]	6.0	7.1	7.1	6.8	6.6	6.5	6.1



- [ ] Ranking at each section and finish
- .-.- No data available at this section
- NA No data available