



# Toowoomba QLD Professional

## Race 3: DJL BUILDING GROUP Class 3 Handicap - 1300m

10 June 2023 - 17:47



Track Rating: Soft 5, Weather: Fine, Rail Position: +2m 800m-400m; +4m Remainder

Section		Overall	1200m	1000m	800m	600m	400m	Last 600m					
Field Times		1:18.75 (0:07.70)	1:11.05 (0:10.56)	1:00.49 (0:11.37)	0:49.12 (0:11.99)	0:37.13 (0:12.39)	0:24.74 (0:12.39)	0:37.13					
Rank	TAB	Horse/Jockey	Barrier	Top Speed [km/h]	Fastest Section							Distance Travelled [m]	
1	10	<b>START STRUTTING</b> Montanna Savva	3	67.4 1200m	0:07.93 Overall	1:18.75 [1] (0:07.93)	1:10.82 [5] (0:10.99)	0:59.83 [6] (0:11.44)	0:48.39 [7] (0:11.85)	0:36.54 [7] (0:12.07)	0:24.47 [4] (0:12.12)	0:36.54	
2	3	<b>TUHINGA</b> Jake Molloy	10	67.0 1000m	0:07.98 Overall	1:18.99 [2] (0:07.98)	1:11.01 [7] (0:11.32)	0:59.69 [8] (0:11.37)	0:48.32 [8] (0:11.80)	0:36.52 [8] (0:12.10)	0:24.42 [7] (0:12.20)	0:36.52	-3
3	2	<b>COOL ENCOUNTER</b> Samantha Collett	1	68.2 1200m	0:08.08 Overall	1:19.02 [3] (0:08.08)	1:10.94 [8] (0:10.89)	1:00.05 [7] (0:11.31)	0:48.74 [6] (0:11.94)	0:36.80 [6] (0:12.27)	0:24.53 [6] (0:12.24)	0:36.80	-8
4	8	<b>PERFECT LEGACY</b> Anthony Allen	4	66.8 1200m	0:07.80 Overall	1:19.27 [4] (0:07.80)	1:11.47 [3] (0:11.01)	1:00.46 [5] (0:11.39)	0:49.07 [5] (0:12.01)	0:37.06 [5] (0:12.44)	0:24.62 [8] (0:12.44)	0:37.06	-3
5	9	<b>BUMP'N'RUN</b> Luke Tarrant	9	66.0 1200m	0:08.09 Overall	1:19.43 [5] (0:08.09)	1:11.34 [9] (0:11.38)	0:59.96 [9] (0:11.38)	0:48.58 [9] (0:11.74)	0:36.84 [9] (0:12.19)	0:24.65 [9] (0:12.31)	0:36.84	-7
6	7	<b>MISS CINNAMONCIDER</b> Micheal Hellyer	7	70.2 1200m	0:07.73 Overall	1:19.81 [6] (0:07.73)	1:12.08 [2] (0:10.53)	1:01.55 [1] (0:11.48)	0:50.07 [2] (0:11.93)	0:38.14 [2] (0:12.58)	0:25.56 [3] (0:12.61)	0:38.14	-2
7	6	<b>SLY CORNER</b> Adin Thompson	8	68.9 1200m	0:07.97 Overall	1:20.11 [7] (0:07.97)	1:12.14 [6] (0:10.76)	1:01.38 [4] (0:11.30)	0:50.08 [4] (0:12.09)	0:37.99 [4] (0:12.34)	0:25.65 [5] (0:12.64)	0:37.99	-4
8	1	<b>SUBSTITUTION</b> Leeanne McCoy	5	69.0 1200m	0:07.84 Overall	1:20.22 [8] (0:07.84)	1:12.38 [4] (0:10.55)	1:01.83 [2] (0:11.24)	0:50.59 [1] (0:11.99)	0:38.60 [1] (0:12.39)	0:26.21 [1] (0:12.63)	0:38.60	-8
9	11	<b>ARTIE'S DESTINY</b> Kenji Yoshida	2	68.0 1200m	0:07.70 Overall	1:20.59 [9] (0:07.70)	1:12.89 [1] (0:10.92)	1:01.97 [3] (0:11.32)	0:50.65 [3] (0:11.95)	0:38.70 [3] (0:12.34)	0:26.36 [2] (0:12.69)	0:38.70	-6

Scratched: Coaxial (#4), Mensa Maestro (#5)

[ ] Ranking at each section and finish  
 -:-:- No data available at this section  
 NA No data available

SCN Saddle cloth number  
 DNF Did not finish  
 DNT Did not track



# Toowoomba QLD Professional

## Race 3: DJL BUILDING GROUP Class 3 Handicap - 1300m

10 June 2023 - 17:47



Track Rating: Soft 5, Weather: Fine, Rail Position: +2m 800m-400m; +4m Remainder

Section							200m			Last 600m
Field Times							0:12.35			0:37.13
Rank	TAB	Horse/Jockey	Barrier	Top Speed [km/h]	Fastest Section	Margin				Distance Travelled [m]
1	10	<b>START STRUTTING</b> Montanna Savva	3	67.4 1200m	0:07.93 Overall	0:12.35 [1] (0:12.35)	1:18.75		0:36.54	
2	3	<b>TUHINGA</b> Jake Molloy	10	67.0 1000m	0:07.98 Overall	0:12.22 [4] (0:12.22)	1.3L		0:36.52	-3
3	2	<b>COOL ENCOUNTER</b> Samantha Collett	1	68.2 1200m	0:08.08 Overall	0:12.29 [3] (0:12.29)	1.5L		0:36.80	-8
4	8	<b>PERFECT LEGACY</b> Anthony Allen	4	66.8 1200m	0:07.80 Overall	0:12.18 [9] (0:12.18)	2.8L		0:37.06	-3
5	9	<b>BUMP'N'RUN</b> Luke Tarrant	9	66.0 1200m	0:08.09 Overall	0:12.34 [8] (0:12.34)	3.6L		0:36.84	-7
6	7	<b>MISS CINNAMONCIDER</b> Micheal Hellyer	7	70.2 1200m	0:07.73 Overall	0:12.95 [5] (0:12.95)	5.6L		0:38.14	-2
7	6	<b>SLY CORNER</b> Adin Thompson	8	68.9 1200m	0:07.97 Overall	0:13.01 [7] (0:13.01)	7.4L		0:37.99	-4
8	1	<b>SUBSTITUTION</b> Leeanne McCoy	5	69.0 1200m	0:07.84 Overall	0:13.58 [2] (0:13.58)	7.9L		0:38.60	-8
9	11	<b>ARTIE'S DESTINY</b> Kenji Yoshida	2	68.0 1200m	0:07.70 Overall	0:13.67 [6] (0:13.67)	9.9L		0:38.70	-6

Scratched: Coaxial (#4), Mensa Maestro (#5)



Horse/Jockey Name	Start Strutting
Final Rank	1
Fastest Section Time (Section)	0:07.93 (Overall)
Top Speed [km/h] (Section)	67.4 (1200m)
Race State	Finished



### Toowoomba QLD Professional

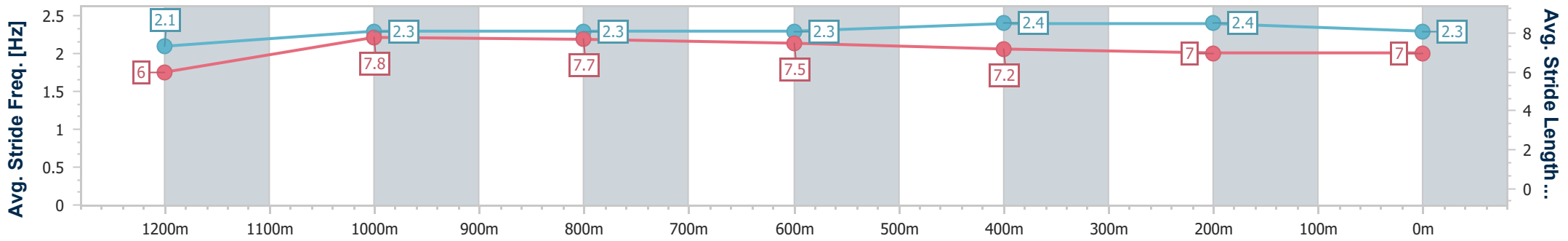
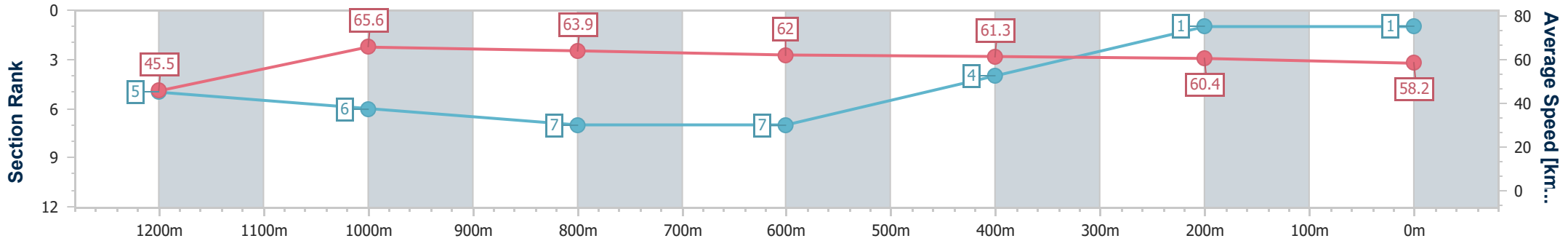
Race 3: DJL BUILDING GROUP Class 3 Handicap - 1300m

10 June 2023 - 17:47

Track Rating: Soft 5, Weather: Fine, Rail Position: +2m 800m-400m; +4m Remainder



Section	Overall	1200m	1000m	800m	600m	400m	200m
Section Times	1:18.75 [1] (0:07.93)	1:10.82 [5] (0:10.99)	0:59.83 [6] (0:11.44)	0:48.39 [7] (0:11.85)	0:36.54 [7] (0:12.07)	0:24.47 [4] (0:12.12)	0:12.35 [1] (0:12.35)
Average Speed [km/h]	45.5	65.6	63.9	62.0	61.3	60.4	58.2
Top Speed [km/h]	60.7	67.4	66.3	63.7	62.6	60.8	59.9
Avg. Dist. to Rail [m]	5.7	4.0	4.0	5.7	5.5	4.5	4.6
Avg. Stride Freq. [Hz]	2.1	2.3	2.3	2.3	2.4	2.4	2.3
Avg. Stride Length [m]	6.0	7.8	7.7	7.5	7.2	7.0	7.0



- [ ] Ranking at each section and finish
- .-.- No data available at this section
- NA No data available



Horse/Jockey Name	Tuhinga
Final Rank	2
Fastest Section Time (Section)	0:07.98 (Overall)
Top Speed [km/h] (Section)	67.0 (1000m)
Race State	Finished



### Toowoomba QLD Professional

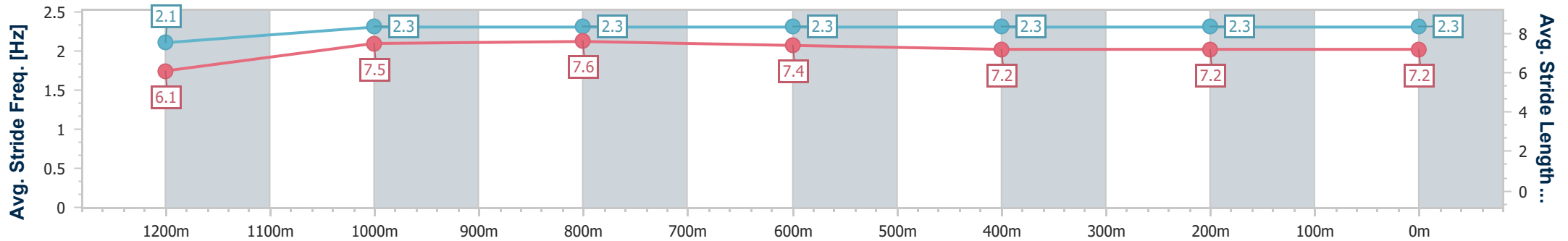
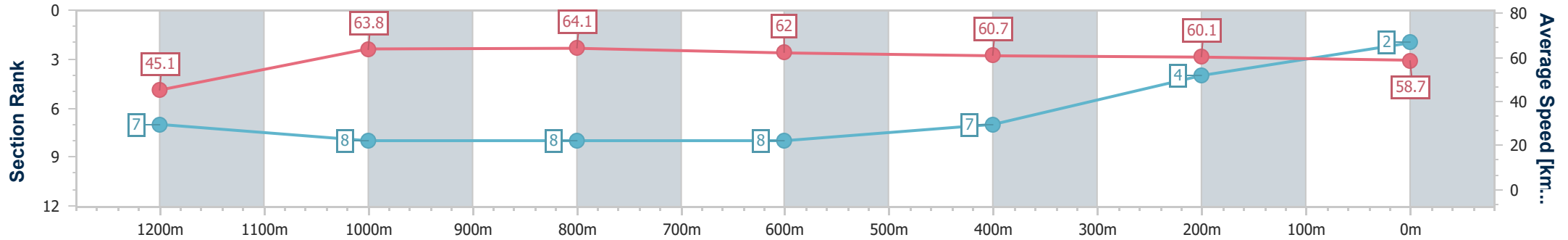
Race 3: DJL BUILDING GROUP Class 3 Handicap - 1300m

10 June 2023 - 17:47

Track Rating: Soft 5, Weather: Fine, Rail Position: +2m 800m-400m; +4m Remainder



Section	Overall	1200m	1000m	800m	600m	400m	200m
Section Times	1:18.99 [2] (0:07.98)	1:11.01 [7] (0:11.32)	0:59.69 [8] (0:11.37)	0:48.32 [8] (0:11.80)	0:36.52 [8] (0:12.10)	0:24.42 [7] (0:12.20)	0:12.22 [4] (0:12.22)
Average Speed [km/h]	45.1	63.8	64.1	62.0	60.7	60.1	58.7
Top Speed [km/h]	59.8	66.9	67.0	63.7	61.3	61.1	59.5
Avg. Dist. to Rail [m]	8.6	5.2	4.2	3.8	3.9	5.2	6.2
Avg. Stride Freq. [Hz]	2.1	2.3	2.3	2.3	2.3	2.3	2.3
Avg. Stride Length [m]	6.1	7.5	7.6	7.4	7.2	7.2	7.2



- [ ] Ranking at each section and finish
- .-.- No data available at this section
- NA No data available



Horse/Jockey Name	Cool Encounter
Final Rank	3
Fastest Section Time (Section)	0:08.08 (Overall)
Top Speed [km/h] (Section)	68.2 (1200m)
Race State	Finished



### Toowoomba QLD Professional

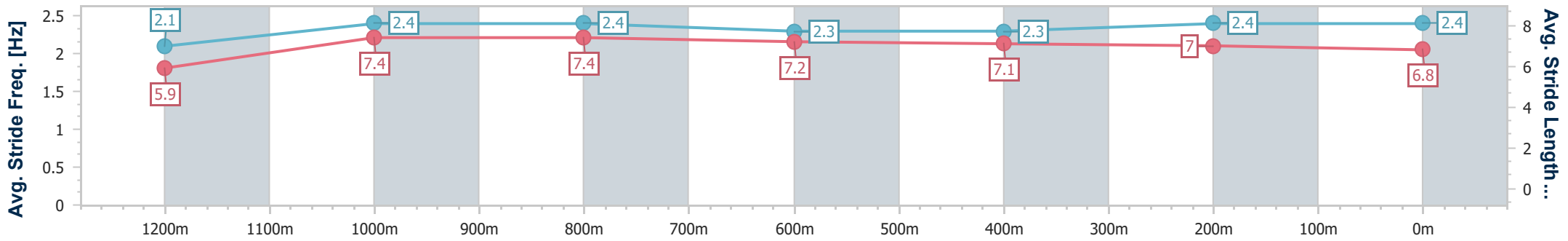
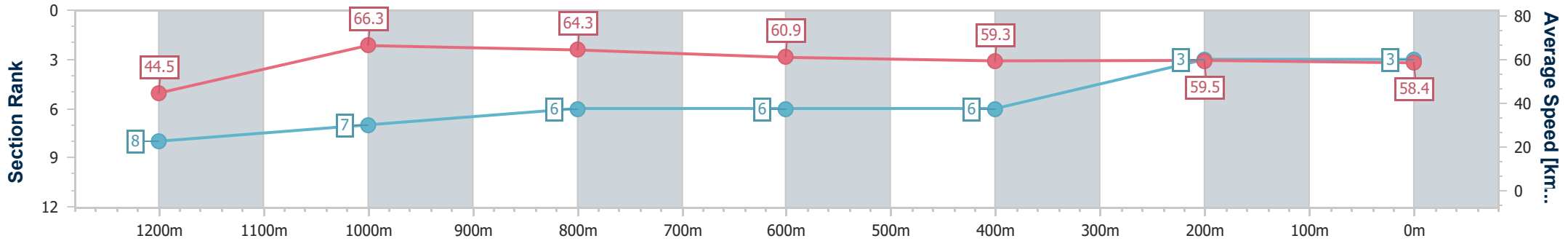
Race 3: DJL BUILDING GROUP Class 3 Handicap - 1300m

10 June 2023 - 17:47



Track Rating: Soft 5, Weather: Fine, Rail Position: +2m 800m-400m; +4m Remainder

Section	Overall	1200m	1000m	800m	600m	400m	200m
Section Times	1:19.02 [3] (0:08.08)	1:10.94 [8] (0:10.89)	1:00.05 [7] (0:11.31)	0:48.74 [6] (0:11.94)	0:36.80 [6] (0:12.27)	0:24.53 [6] (0:12.24)	0:12.29 [3] (0:12.29)
Average Speed [km/h]	44.5	66.3	64.3	60.9	59.3	59.5	58.4
Top Speed [km/h]	62.2	68.2	66.8	63.3	61.4	61.2	60.0
Avg. Dist. to Rail [m]	4.9	3.3	2.7	2.7	2.2	3.4	3.7
Avg. Stride Freq. [Hz]	2.1	2.4	2.4	2.3	2.3	2.4	2.4
Avg. Stride Length [m]	5.9	7.4	7.4	7.2	7.1	7.0	6.8



- [ ] Ranking at each section and finish
- .-.- No data available at this section
- NA No data available



Horse/Jockey Name	Perfect Legacy
Final Rank	4
Fastest Section Time (Section)	0:07.80 (Overall)
Top Speed [km/h] (Section)	66.8 (1200m)
Race State	Finished



Toowoomba QLD Professional

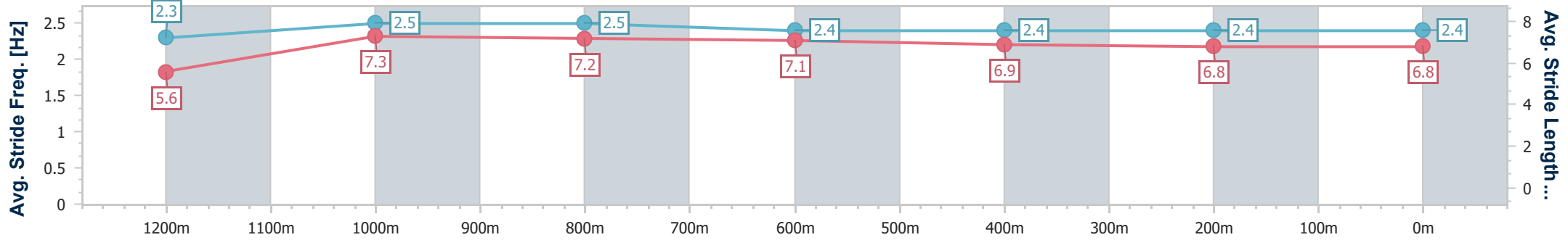
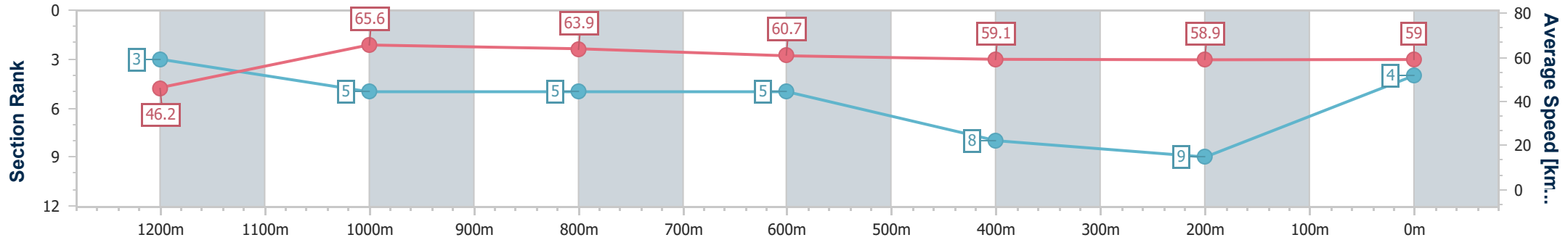
Race 3: DJL BUILDING GROUP Class 3 Handicap - 1300m

10 June 2023 - 17:47

Track Rating: Soft 5, Weather: Fine, Rail Position: +2m 800m-400m; +4m Remainder



Section	Overall	1200m	1000m	800m	600m	400m	200m
Section Times	1:19.27 [4] (0:07.80)	1:11.47 [3] (0:11.01)	1:00.46 [5] (0:11.39)	0:49.07 [5] (0:12.01)	0:37.06 [5] (0:12.44)	0:24.62 [8] (0:12.44)	0:12.18 [9] (0:12.18)
Average Speed [km/h]	46.2	65.6	63.9	60.7	59.1	58.9	59.0
Top Speed [km/h]	61.4	66.8	66.2	62.1	60.8	60.9	60.0
Avg. Dist. to Rail [m]	5.9	3.4	3.5	3.5	4.3	5.2	6.5
Avg. Stride Freq. [Hz]	2.3	2.5	2.5	2.4	2.4	2.4	2.4
Avg. Stride Length [m]	5.6	7.3	7.2	7.1	6.9	6.8	6.8



- [ ] Ranking at each section and finish
- .-.- No data available at this section
- NA No data available



Horse/Jockey Name	Bump'n'run
Final Rank	5
Fastest Section Time (Section)	0:08.09 (Overall)
Top Speed [km/h] (Section)	66.0 (1200m)
Race State	Finished



Toowoomba QLD Professional

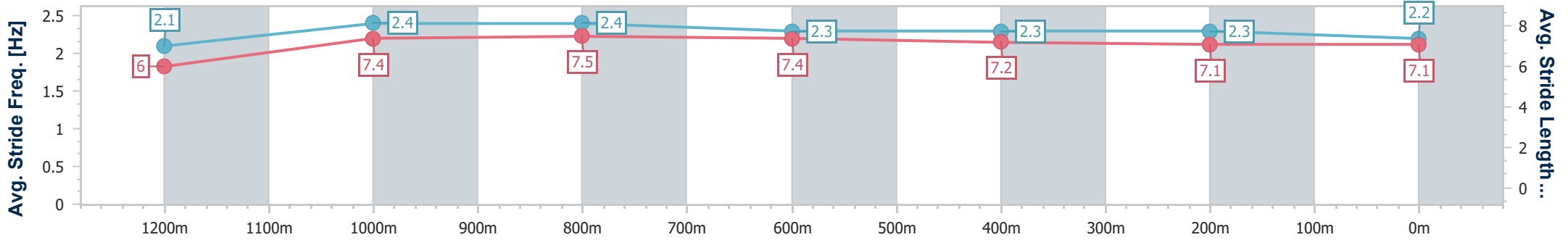
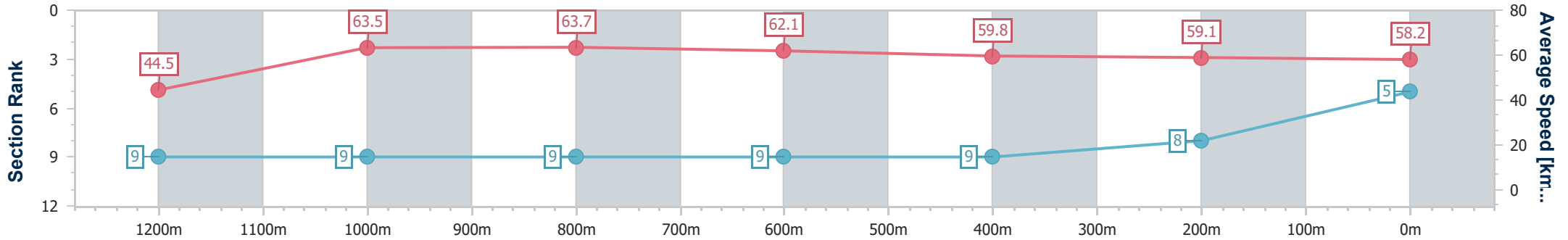
Race 3: DJL BUILDING GROUP Class 3 Handicap - 1300m

10 June 2023 - 17:47

Track Rating: Soft 5, Weather: Fine, Rail Position: +2m 800m-400m; +4m Remainder



Section	Overall	1200m	1000m	800m	600m	400m	200m
Section Times	1:19.43 [5] (0:08.09)	1:11.34 [9] (0:11.38)	0:59.96 [9] (0:11.38)	0:48.58 [9] (0:11.74)	0:36.84 [9] (0:12.19)	0:24.65 [9] (0:12.31)	0:12.34 [8] (0:12.34)
Average Speed [km/h]	44.5	63.5	63.7	62.1	59.8	59.1	58.2
Top Speed [km/h]	58.9	66.0	65.9	63.5	61.7	59.8	59.6
Avg. Dist. to Rail [m]	8.9	3.7	2.7	3.0	2.8	2.4	2.8
Avg. Stride Freq. [Hz]	2.1	2.4	2.4	2.3	2.3	2.3	2.2
Avg. Stride Length [m]	6.0	7.4	7.5	7.4	7.2	7.1	7.1



- [ ] Ranking at each section and finish
- .-.- No data available at this section
- NA No data available



Horse/Jockey Name	Miss Cinnamoncider
Final Rank	6
Fastest Section Time (Section)	0:07.73 (Overall)
Top Speed [km/h] (Section)	70.2 (1200m)
Race State	Finished



Toowoomba QLD Professional

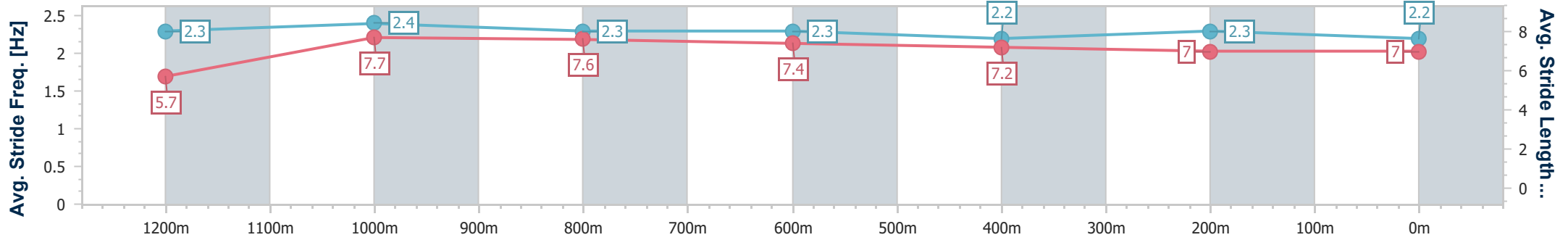
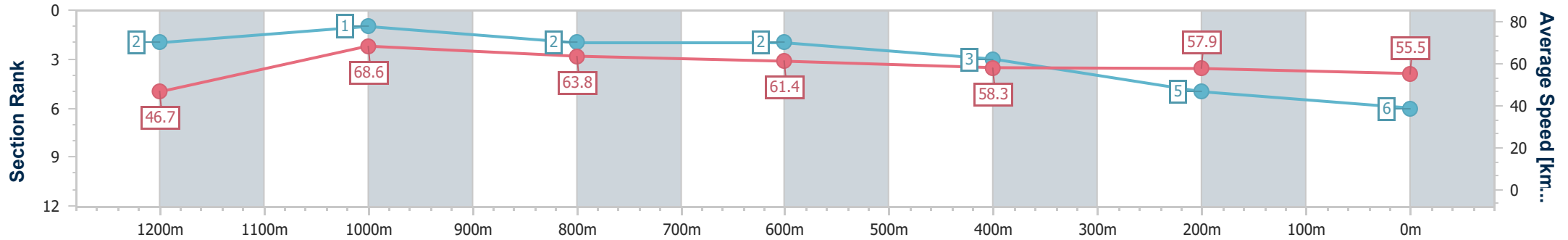
Race 3: DJL BUILDING GROUP Class 3 Handicap - 1300m

10 June 2023 - 17:47

Track Rating: Soft 5, Weather: Fine, Rail Position: +2m 800m-400m; +4m Remainder



Section	Overall	1200m	1000m	800m	600m	400m	200m
Section Times	1:19.81 [6] (0:07.73)	1:12.08 [2] (0:10.53)	1:01.55 [1] (0:11.48)	0:50.07 [2] (0:11.93)	0:38.14 [2] (0:12.58)	0:25.56 [3] (0:12.61)	0:12.95 [5] (0:12.95)
Average Speed [km/h]	46.7	68.6	63.8	61.4	58.3	57.9	55.5
Top Speed [km/h]	66.4	70.2	67.4	62.6	60.4	58.8	56.9
Avg. Dist. to Rail [m]	8.9	5.4	5.2	4.3	3.6	4.6	6.3
Avg. Stride Freq. [Hz]	2.3	2.4	2.3	2.3	2.2	2.3	2.2
Avg. Stride Length [m]	5.7	7.7	7.6	7.4	7.2	7.0	7.0



- [ ] Ranking at each section and finish
- .-.- No data available at this section
- NA No data available





Horse/Jockey Name	Sly Corner
Final Rank	7
Fastest Section Time (Section)	0:07.97 (Overall)
Top Speed [km/h] (Section)	68.9 (1200m)
Race State	Finished



### Toowoomba QLD Professional

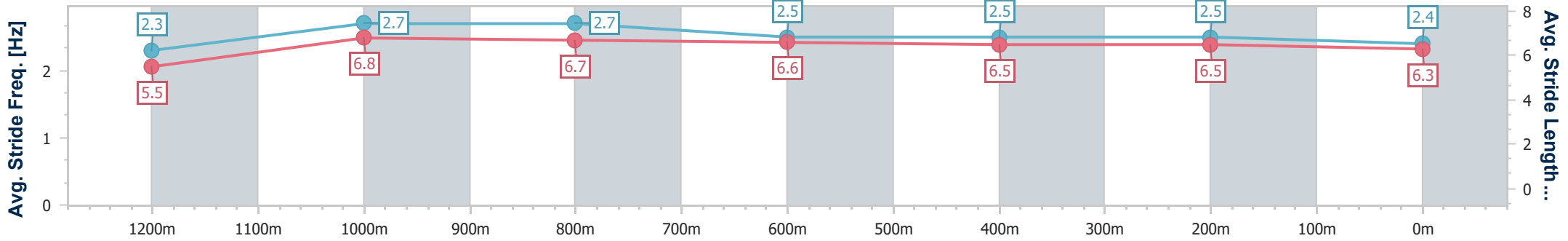
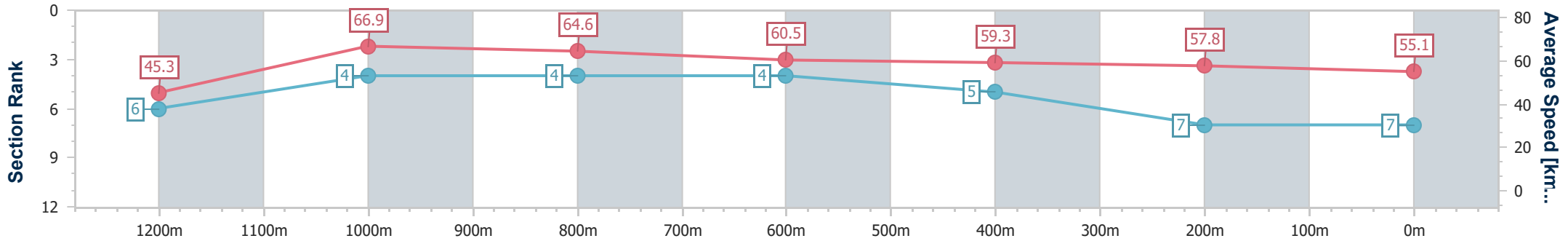
Race 3: DJL BUILDING GROUP Class 3 Handicap - 1300m

10 June 2023 - 17:47

Track Rating: Soft 5, Weather: Fine, Rail Position: +2m 800m-400m; +4m Remainder



Section	Overall	1200m	1000m	800m	600m	400m	200m
Section Times	1:20.11 [7] (0:07.97)	1:12.14 [6] (0:10.76)	1:01.38 [4] (0:11.30)	0:50.08 [4] (0:12.09)	0:37.99 [4] (0:12.34)	0:25.65 [5] (0:12.64)	0:13.01 [7] (0:13.01)
Average Speed [km/h]	45.3	66.9	64.6	60.5	59.3	57.8	55.1
Top Speed [km/h]	62.0	68.9	68.3	62.0	61.6	59.2	56.9
Avg. Dist. to Rail [m]	6.3	3.1	4.1	4.0	3.3	4.9	7.2
Avg. Stride Freq. [Hz]	2.3	2.7	2.7	2.5	2.5	2.5	2.4
Avg. Stride Length [m]	5.5	6.8	6.7	6.6	6.5	6.5	6.3



- [ ] Ranking at each section and finish
- .-.- No data available at this section
- NA No data available



Horse/Jockey Name	Substitution
Final Rank	8
Fastest Section Time (Section)	0:07.84 (Overall)
Top Speed [km/h] (Section)	69.0 (1200m)
Race State	Finished



### Toowoomba QLD Professional

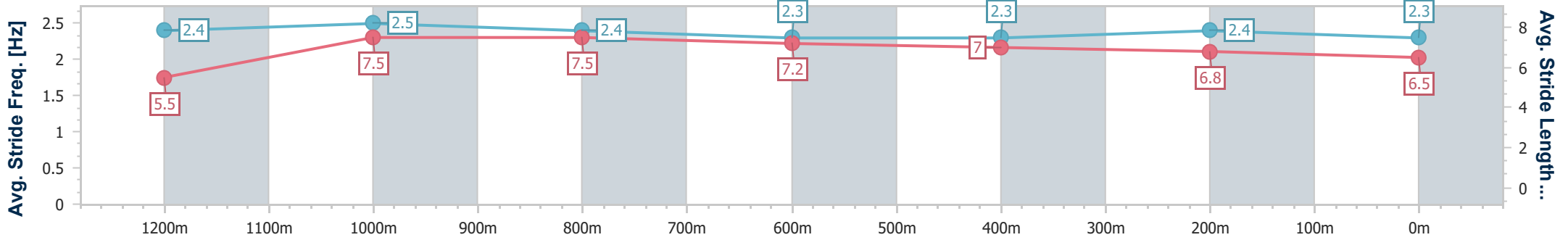
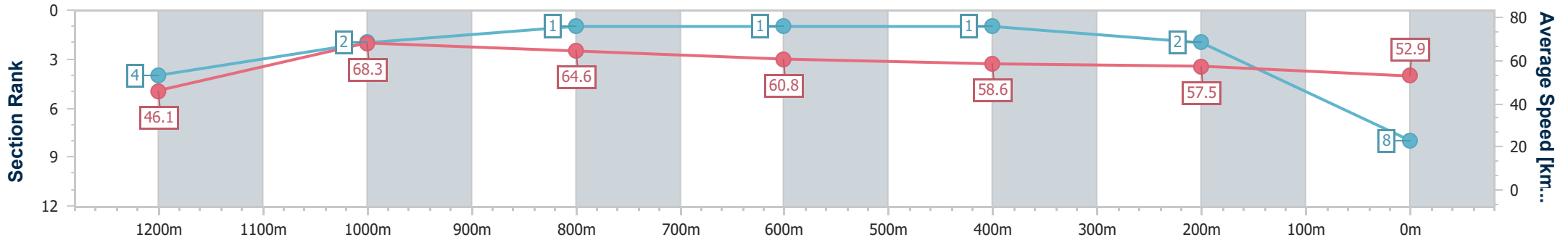
Race 3: DJL BUILDING GROUP Class 3 Handicap - 1300m

10 June 2023 - 17:47



Track Rating: Soft 5, Weather: Fine, Rail Position: +2m 800m-400m; +4m Remainder

Section	Overall	1200m	1000m	800m	600m	400m	200m
Section Times	1:20.22 [8] (0:07.84)	1:12.38 [4] (0:10.55)	1:01.83 [2] (0:11.24)	0:50.59 [1] (0:11.99)	0:38.60 [1] (0:12.39)	0:26.21 [1] (0:12.63)	0:13.58 [2] (0:13.58)
Average Speed [km/h]	46.1	68.3	64.6	60.8	58.6	57.5	52.9
Top Speed [km/h]	66.4	69.0	67.4	62.4	60.4	59.5	56.5
Avg. Dist. to Rail [m]	6.7	2.8	2.8	3.2	1.7	3.3	5.1
Avg. Stride Freq. [Hz]	2.4	2.5	2.4	2.3	2.3	2.4	2.3
Avg. Stride Length [m]	5.5	7.5	7.5	7.2	7.0	6.8	6.5



- [ ] Ranking at each section and finish
- .-.- No data available at this section
- NA No data available



Horse/Jockey Name	Artie's Destiny
Final Rank	9
Fastest Section Time (Section)	0:07.70 (Overall)
Top Speed [km/h] (Section)	68.0 (1200m)
Race State	Finished



Toowoomba QLD Professional

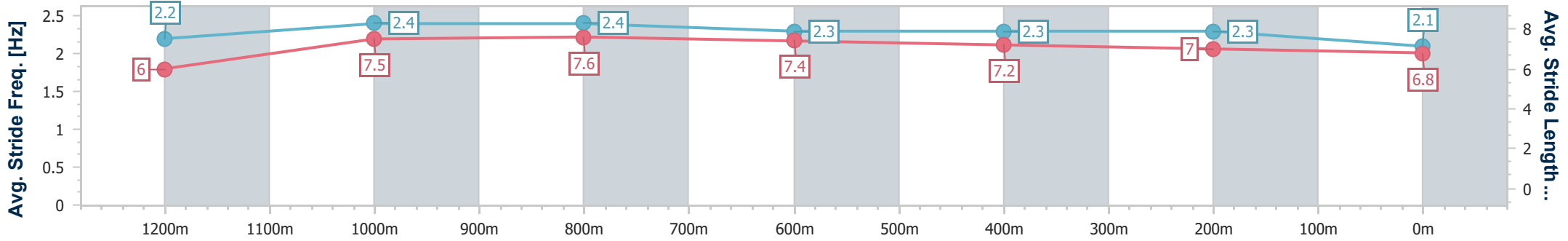
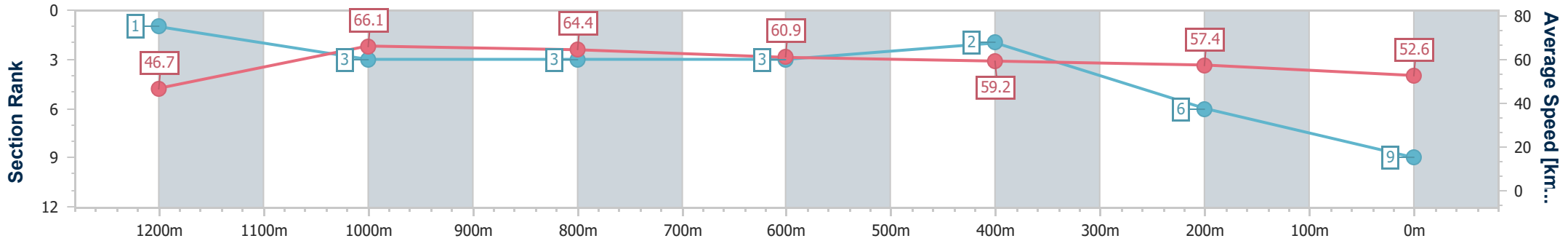
Race 3: DJL BUILDING GROUP Class 3 Handicap - 1300m

10 June 2023 - 17:47

Track Rating: Soft 5, Weather: Fine, Rail Position: +2m 800m-400m; +4m Remainder



Section	Overall	1200m	1000m	800m	600m	400m	200m
Section Times	1:20.59 [9] (0:07.70)	1:12.89 [1] (0:10.92)	1:01.97 [3] (0:11.32)	0:50.65 [3] (0:11.95)	0:38.70 [3] (0:12.34)	0:26.36 [2] (0:12.69)	0:13.67 [6] (0:13.67)
Average Speed [km/h]	46.7	66.1	64.4	60.9	59.2	57.4	52.6
Top Speed [km/h]	61.5	68.0	65.8	62.6	60.6	58.9	53.9
Avg. Dist. to Rail [m]	4.9	2.9	3.0	3.3	2.8	4.1	4.0
Avg. Stride Freq. [Hz]	2.2	2.4	2.4	2.3	2.3	2.3	2.1
Avg. Stride Length [m]	6.0	7.5	7.6	7.4	7.2	7.0	6.8



- [ ] Ranking at each section and finish
- .-.- No data available at this section
- NA No data available