



Toowoomba QLD Professional

Race 1: PRIME THOROUGHBREDS BENCHMARK 58 Handicap - 1000m

10 June 2023 - 16:38



Track Rating: Soft 5, Weather: Fine, Rail Position: +2m 800m-400m; +4m Remainder

Section		Overall									Last 600m		
Field Times		0:59.96 (0:13.78)									0:35.22		
		800m			600m		400m		200m				
		0:46.18 (0:10.96)			0:35.22 (0:11.34)		0:23.88 (0:11.70)		0:12.18 (0:12.18)				
Rank	TAB	Horse/Jockey	Barrier	Top Speed [km/h]	Fastest Section	Margin						Distance Travelled [m]	
1	11	SONIC ARROW Luke Tarrant	8	66.9 800m	0:10.96 800m	0:59.96 [1] (0:13.78)	0:46.18 [1] (0:10.96)	0:35.22 [1] (0:11.34)	0:23.88 [1] (0:11.70)	0:12.18 [1] (0:12.18)	0:59.96	0:35.22	
2	6	SUPER LEAGUE Anthony Allen	2	66.7 800m	0:11.02 800m	1:00.33 [2] (0:13.93)	0:46.40 [4] (0:11.02)	0:35.38 [4] (0:11.40)	0:23.98 [2] (0:11.92)	0:12.06 [2] (0:12.06)	2L	0:35.38	-1
3	1	ORACOLO Alisha Donald	3	67.4 800m	0:10.96 800m	1:00.35 [3] (0:14.16)	0:46.19 [7] (0:10.96)	0:35.23 [6] (0:11.48)	0:23.75 [5] (0:11.95)	0:11.80 [4] (0:11.80)	2.1L	0:35.23	+4
4	2	ORSETTO Sariah Champkin	5	67.4 800m	0:11.01 800m	1:00.59 [4] (0:13.90)	0:46.69 [3] (0:11.01)	0:35.68 [3] (0:11.51)	0:24.17 [3] (0:11.95)	0:12.22 [3] (0:12.22)	3.4L	0:35.68	+5
5	7	THE ORPHAN Samantha Collett	4	68.1 800m	0:11.04 800m	1:00.75 [5] (0:13.85)	0:46.90 [2] (0:11.04)	0:35.86 [2] (0:11.66)	0:24.20 [4] (0:12.09)	0:12.11 [5] (0:12.11)	4.2L	0:35.86	+6
6	13	STARS 'N' RICHES Olivia Webb	10	65.6 800m	0:11.22 800m	1:00.90 [6] (0:14.42)	0:46.48 [9] (0:11.22)	0:35.26 [9] (0:11.41)	0:23.85 [9] (0:11.84)	0:12.01 [8] (0:12.01)	5L	0:35.26	+5
7	8	WINDJANA Jake Molloy	7	67.7 800m	0:11.21 800m	1:00.92 [7] (0:14.01)	0:46.91 [5] (0:11.21)	0:35.70 [7] (0:11.44)	0:24.26 [6] (0:12.15)	0:12.11 [6] (0:12.11)	5.1L	0:35.70	+11
8	9	LAI SEE Micheal Hellyer	6	67.0 800m	0:11.05 800m	1:01.28 [8] (0:14.16)	0:47.12 [6] (0:11.05)	0:36.07 [5] (0:11.65)	0:24.42 [7] (0:12.07)	0:12.35 [7] (0:12.35)	7.1L	0:36.07	+7
9	12	OUR LIL SISTAR Kenji Yoshida	11	66.6 800m	0:11.30 800m	1:01.29 [9] (0:14.23)	0:47.06 [8] (0:11.30)	0:35.76 [8] (0:11.53)	0:24.23 [8] (0:12.09)	0:12.14 [9] (0:12.14)	7.2L	0:35.76	+8

Scratched: Our John Boy (#3), Point Break (#5), Logan's Blade (#10), Beau Witness (#4)

[] Ranking at each section and finish
 -:-:- No data available at this section
 NA No data available

SCN Saddle cloth number
 DNF Did not finish
 DNT Did not track



Horse/Jockey Name	Sonic Arrow
Final Rank	1
Fastest Section Time (Section)	0:10.96 (800m)
Top Speed [km/h] (Section)	66.9 (800m)
Race State	Finished



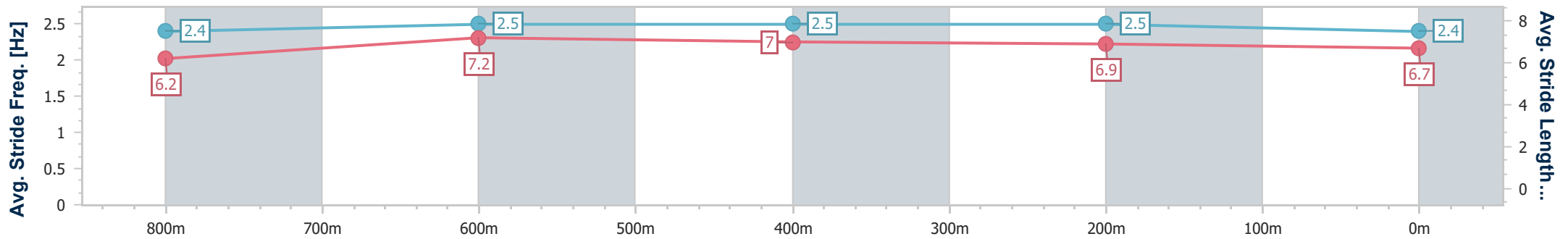
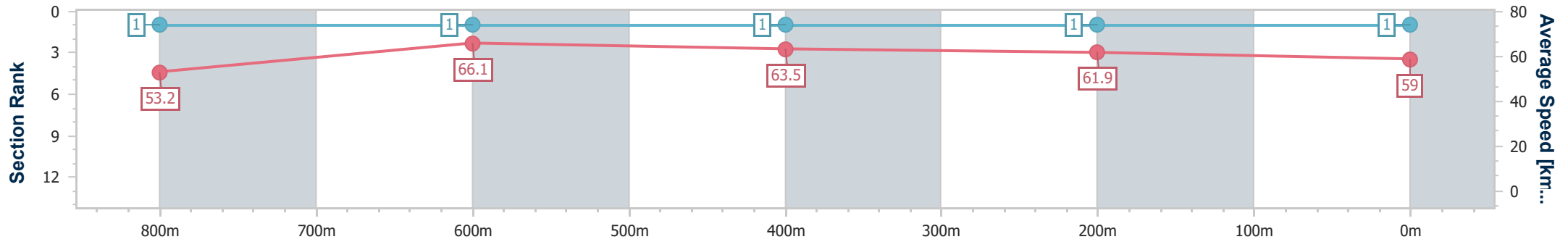
Toowoomba QLD Professional
Race 1: PRIME THOROUGHBREDS BENCHMARK 58 Handicap - 1000m



10 June 2023 - 16:38

Track Rating: Soft 5, Weather: Fine, Rail Position: +2m 800m-400m; +4m Remainder

Section	Overall	800m	600m	400m	200m
Section Times	0:59.96 [1] (0:13.78)	0:46.18 [1] (0:10.96)	0:35.22 [1] (0:11.34)	0:23.88 [1] (0:11.70)	0:12.18 [1] (0:12.18)
Average Speed [km/h]	53.2	66.1	63.5	61.9	59.0
Top Speed [km/h]	65.8	66.9	65.9	62.4	60.4
Avg. Dist. to Rail [m]	9.6	1.2	0.8	1.8	4.0
Avg. Stride Freq. [Hz]	2.4	2.5	2.5	2.5	2.4
Avg. Stride Length [m]	6.2	7.2	7.0	6.9	6.7



- [] Ranking at each section and finish
- .-.- No data available at this section
- NA No data available



Horse/Jockey Name	Super League
Final Rank	2
Fastest Section Time (Section)	0:11.02 (800m)
Top Speed [km/h] (Section)	66.7 (800m)
Race State	Finished



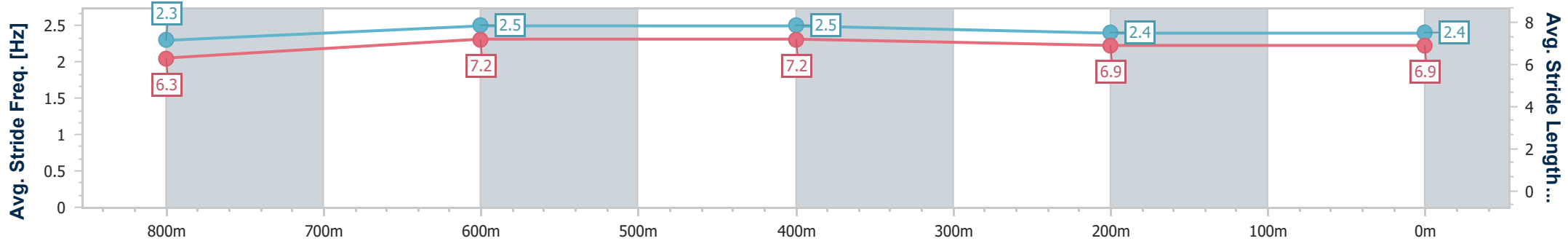
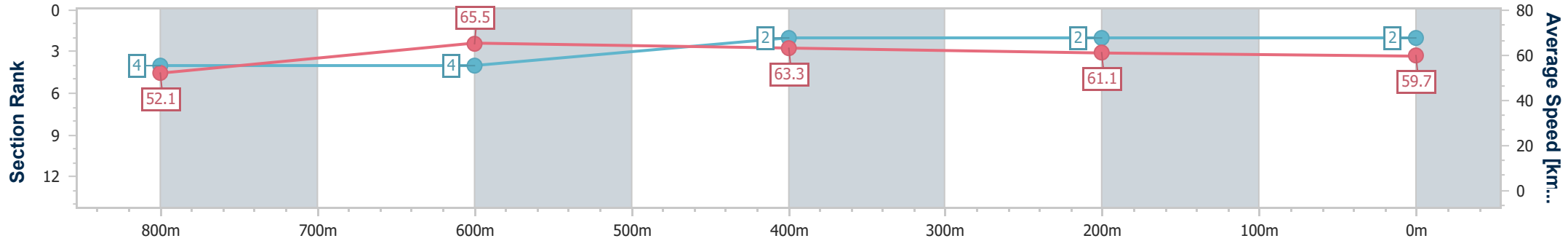
Toowoomba QLD Professional
Race 1: PRIME THOROUGHBREDS BENCHMARK 58 Handicap
- 1000m



10 June 2023 - 16:38

Track Rating: Soft 5, Weather: Fine, Rail Position: +2m 800m-400m;
+4m Remainder

Section	Overall	800m	600m	400m	200m
Section Times	1:00.33 [2] (0:13.93)	0:46.40 [4] (0:11.02)	0:35.38 [4] (0:11.40)	0:23.98 [2] (0:11.92)	0:12.06 [2] (0:12.06)
Average Speed [km/h]	52.1	65.5	63.3	61.1	59.7
Top Speed [km/h]	65.1	66.7	65.7	62.0	61.6
Avg. Dist. to Rail [m]	4.6	0.4	0.5	3.5	5.4
Avg. Stride Freq. [Hz]	2.3	2.5	2.5	2.4	2.4
Avg. Stride Length [m]	6.3	7.2	7.2	6.9	6.9



- [] Ranking at each section and finish
- .-.- No data available at this section
- NA No data available



Horse/Jockey Name	Oracolo
Final Rank	3
Fastest Section Time (Section)	0:10.96 (800m)
Top Speed [km/h] (Section)	67.4 (800m)
Race State	Finished



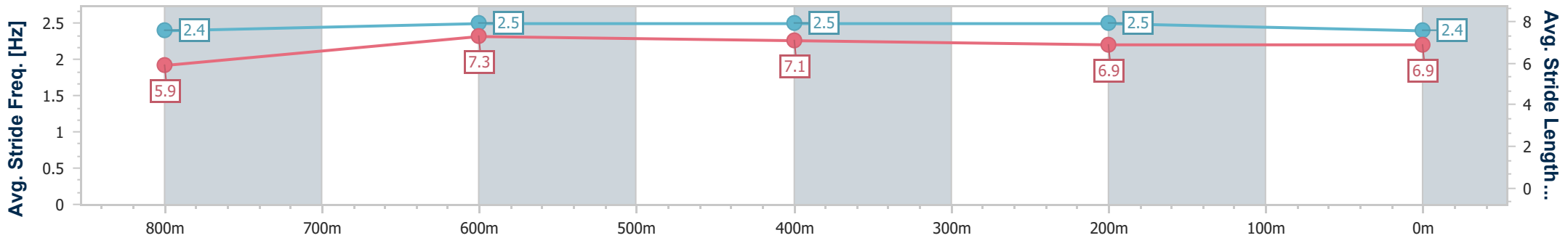
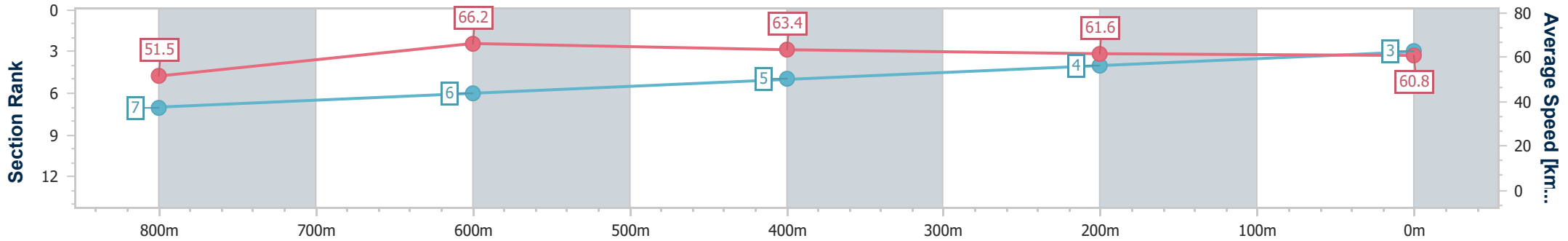
Toowoomba QLD Professional
Race 1: PRIME THOROUGHBREDS BENCHMARK 58 Handicap
- 1000m



10 June 2023 - 16:38

Track Rating: Soft 5, Weather: Fine, Rail Position: +2m 800m-400m;
+4m Remainder

Section	Overall	800m	600m	400m	200m
Section Times	1:00.35 [3] (0:14.16)	0:46.19 [7] (0:10.96)	0:35.23 [6] (0:11.48)	0:23.75 [5] (0:11.95)	0:11.80 [4] (0:11.80)
Average Speed [km/h]	51.5	66.2	63.4	61.6	60.8
Top Speed [km/h]	65.8	67.4	66.4	62.0	61.9
Avg. Dist. to Rail [m]	6.3	1.7	2.1	6.1	8.0
Avg. Stride Freq. [Hz]	2.4	2.5	2.5	2.5	2.4
Avg. Stride Length [m]	5.9	7.3	7.1	6.9	6.9



- [] Ranking at each section and finish
- .-.- No data available at this section
- NA No data available



Horse/Jockey Name	Orsetto
Final Rank	4
Fastest Section Time (Section)	0:11.01 (800m)
Top Speed [km/h] (Section)	67.4 (800m)
Race State	Finished



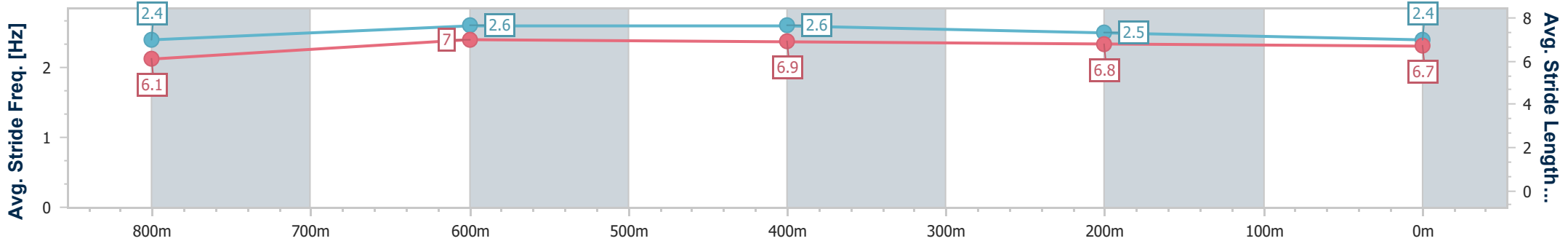
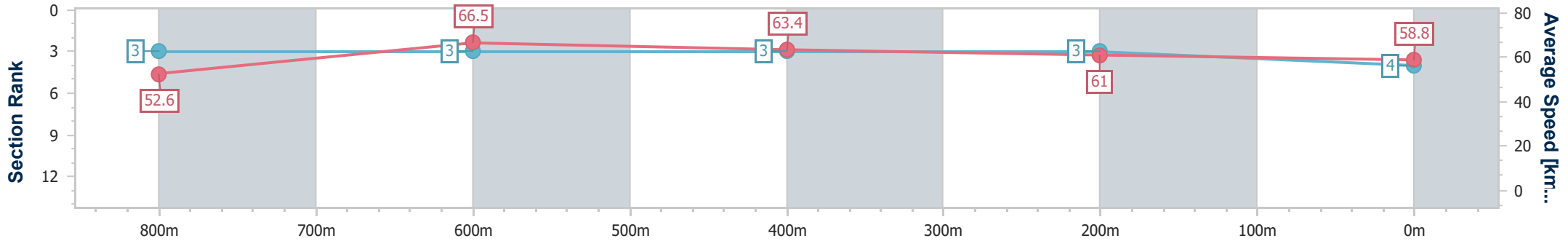
Toowoomba QLD Professional
 Race 1: PRIME THOROUGHBREDS BENCHMARK 58 Handicap
 - 1000m



10 June 2023 - 16:38

Track Rating: Soft 5, Weather: Fine, Rail Position: +2m 800m-400m;
 +4m Remainder

Section	Overall	800m	600m	400m	200m
Section Times	1:00.59 [4] (0:13.90)	0:46.69 [3] (0:11.01)	0:35.68 [3] (0:11.51)	0:24.17 [3] (0:11.95)	0:12.22 [3] (0:12.22)
Average Speed [km/h]	52.6	66.5	63.4	61.0	58.8
Top Speed [km/h]	63.7	67.4	65.3	61.6	61.2
Avg. Dist. to Rail [m]	7.9	3.8	2.5	4.1	6.9
Avg. Stride Freq. [Hz]	2.4	2.6	2.6	2.5	2.4
Avg. Stride Length [m]	6.1	7.0	6.9	6.8	6.7



- [] Ranking at each section and finish
- .-.- No data available at this section
- NA No data available



Horse/Jockey Name	The Orphan
Final Rank	5
Fastest Section Time (Section)	0:11.04 (800m)
Top Speed [km/h] (Section)	68.1 (800m)
Race State	Finished



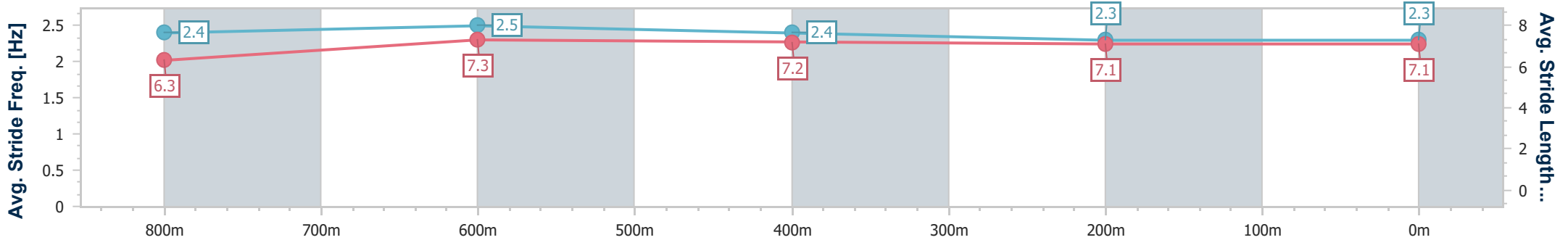
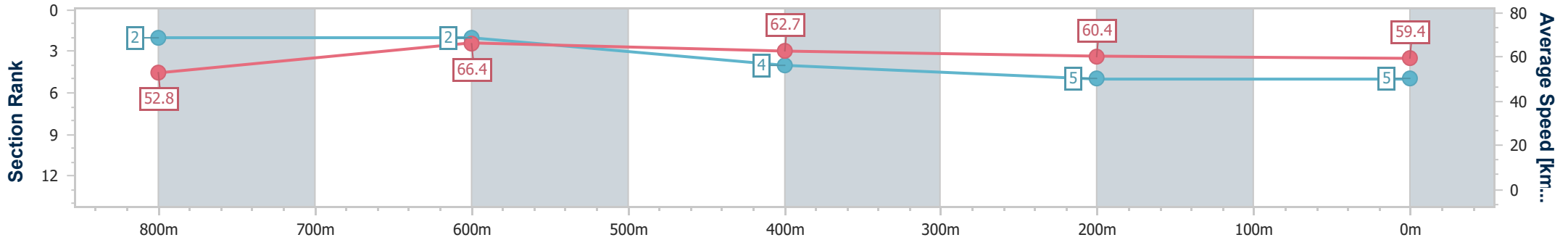
Toowoomba QLD Professional
Race 1: PRIME THOROUGHBREDS BENCHMARK 58 Handicap - 1000m



10 June 2023 - 16:38

Track Rating: Soft 5, Weather: Fine, Rail Position: +2m 800m-400m; +4m Remainder

Section	Overall	800m	600m	400m	200m
Section Times	1:00.75 [5] (0:13.85)	0:46.90 [2] (0:11.04)	0:35.86 [2] (0:11.66)	0:24.20 [4] (0:12.09)	0:12.11 [5] (0:12.11)
Average Speed [km/h]	52.8	66.4	62.7	60.4	59.4
Top Speed [km/h]	65.1	68.1	65.4	61.0	60.7
Avg. Dist. to Rail [m]	8.0	4.1	2.9	3.9	3.0
Avg. Stride Freq. [Hz]	2.4	2.5	2.4	2.3	2.3
Avg. Stride Length [m]	6.3	7.3	7.2	7.1	7.1



- [] Ranking at each section and finish
- .-.- No data available at this section
- NA No data available



Horse/Jockey Name	Stars 'N' Riches
Final Rank	6
Fastest Section Time (Section)	0:11.22 (800m)
Top Speed [km/h] (Section)	65.6 (800m)
Race State	Finished



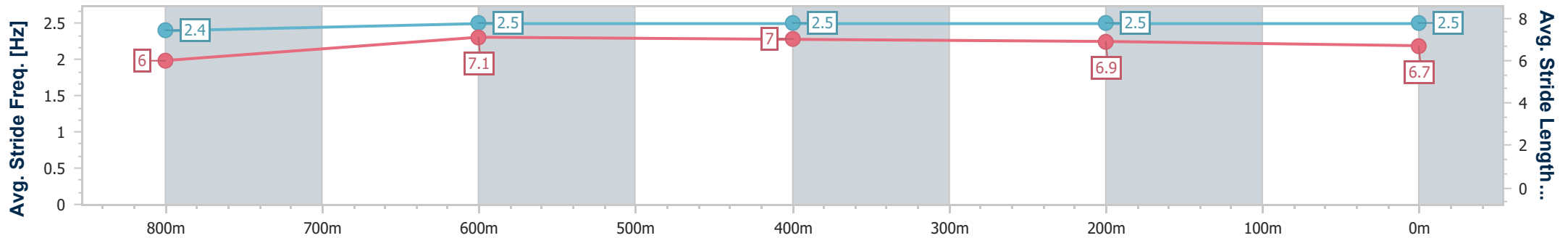
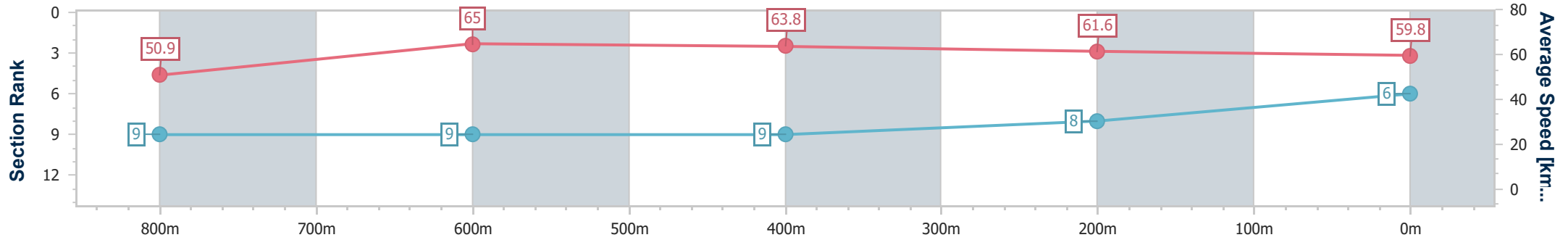
Toowoomba QLD Professional
Race 1: PRIME THOROUGHBREDS BENCHMARK 58 Handicap - 1000m



10 June 2023 - 16:38

Track Rating: Soft 5, Weather: Fine, Rail Position: +2m 800m-400m; +4m Remainder

Section	Overall	800m	600m	400m	200m
Section Times	1:00.90 [6] (0:14.42)	0:46.48 [9] (0:11.22)	0:35.26 [9] (0:11.41)	0:23.85 [9] (0:11.84)	0:12.01 [8] (0:12.01)
Average Speed [km/h]	50.9	65.0	63.8	61.6	59.8
Top Speed [km/h]	64.4	65.6	65.5	62.7	61.0
Avg. Dist. to Rail [m]	11.0	3.0	2.3	4.1	6.6
Avg. Stride Freq. [Hz]	2.4	2.5	2.5	2.5	2.5
Avg. Stride Length [m]	6.0	7.1	7.0	6.9	6.7



- [] Ranking at each section and finish
- .-.- No data available at this section
- NA No data available



Horse/Jockey Name	Windjana
Final Rank	7
Fastest Section Time (Section)	0:11.21 (800m)
Top Speed [km/h] (Section)	67.7 (800m)
Race State	Finished



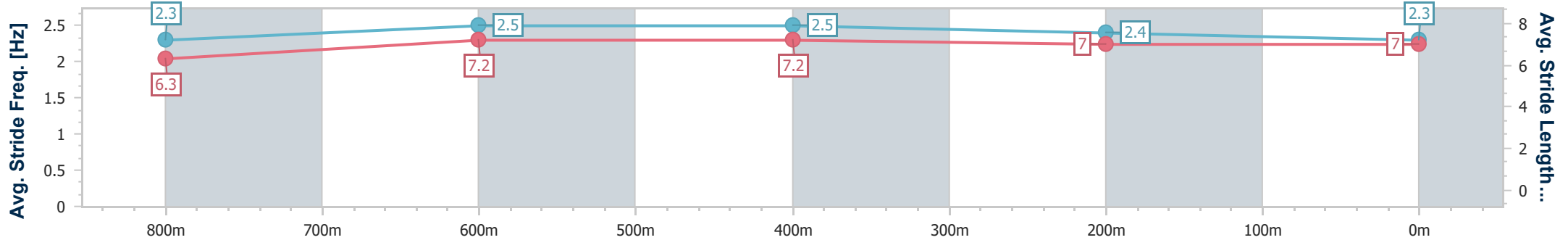
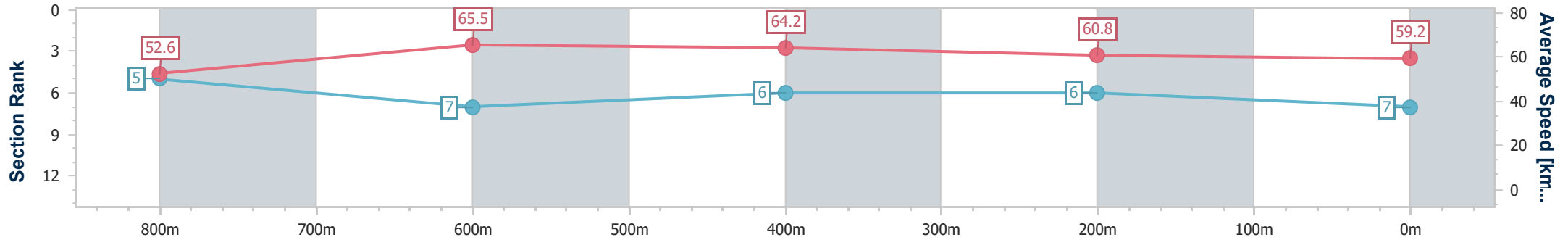
Toowoomba QLD Professional
Race 1: PRIME THOROUGHBREDS BENCHMARK 58 Handicap - 1000m



10 June 2023 - 16:38

Track Rating: Soft 5, Weather: Fine, Rail Position: +2m 800m-400m; +4m Remainder

Section	Overall	800m	600m	400m	200m
Section Times	1:00.92 [7] (0:14.01)	0:46.91 [5] (0:11.21)	0:35.70 [7] (0:11.44)	0:24.26 [6] (0:12.15)	0:12.11 [6] (0:12.11)
Average Speed [km/h]	52.6	65.5	64.2	60.8	59.2
Top Speed [km/h]	65.8	67.7	67.6	61.8	60.5
Avg. Dist. to Rail [m]	10.7	5.2	3.9	7.0	8.1
Avg. Stride Freq. [Hz]	2.3	2.5	2.5	2.4	2.3
Avg. Stride Length [m]	6.3	7.2	7.2	7.0	7.0



- [] Ranking at each section and finish
- .-.- No data available at this section
- NA No data available



Horse/Jockey Name	Lai See
Final Rank	8
Fastest Section Time (Section)	0:11.05 (800m)
Top Speed [km/h] (Section)	67.0 (800m)
Race State	Finished



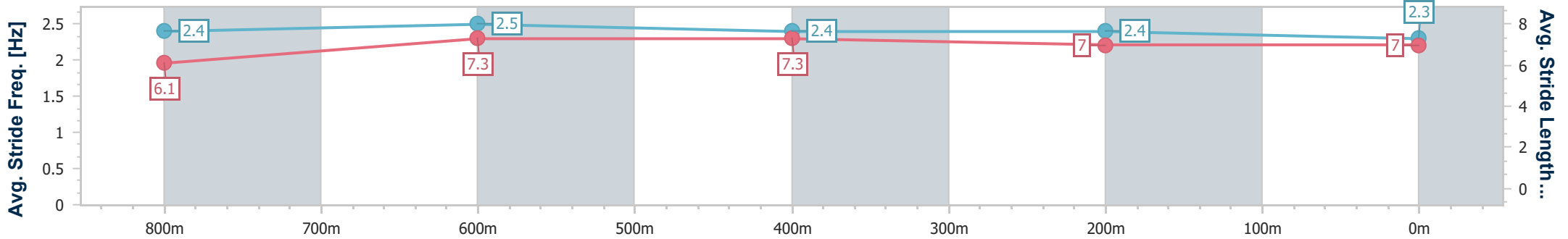
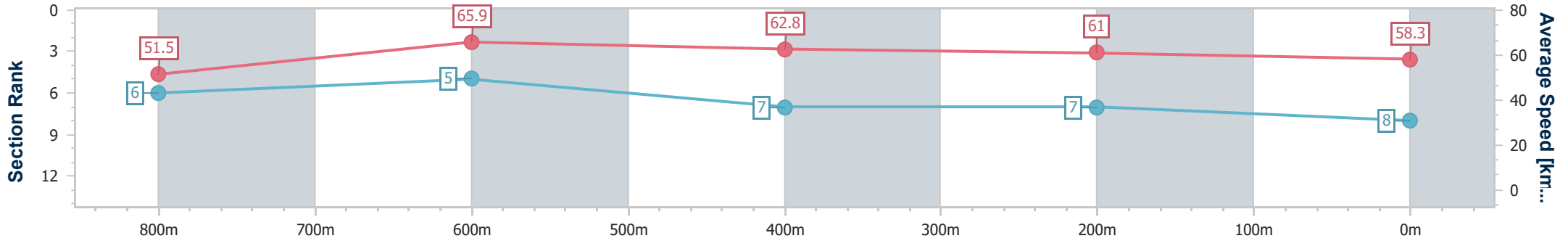
Toowoomba QLD Professional
Race 1: PRIME THOROUGHBREDS BENCHMARK 58 Handicap - 1000m



10 June 2023 - 16:38

Track Rating: Soft 5, Weather: Fine, Rail Position: +2m 800m-400m; +4m Remainder

Section	Overall	800m	600m	400m	200m
Section Times	1:01.28 [8] (0:14.16)	0:47.12 [6] (0:11.05)	0:36.07 [5] (0:11.65)	0:24.42 [7] (0:12.07)	0:12.35 [7] (0:12.35)
Average Speed [km/h]	51.5	65.9	62.8	61.0	58.3
Top Speed [km/h]	64.2	67.0	65.2	61.9	60.7
Avg. Dist. to Rail [m]	7.7	2.8	2.9	7.5	9.7
Avg. Stride Freq. [Hz]	2.4	2.5	2.4	2.4	2.3
Avg. Stride Length [m]	6.1	7.3	7.3	7.0	7.0



- [] Ranking at each section and finish
- .-.- No data available at this section
- NA No data available



Horse/Jockey Name	Our Lil Sistar
Final Rank	9
Fastest Section Time (Section)	0:11.30 (800m)
Top Speed [km/h] (Section)	66.6 (800m)
Race State	Finished



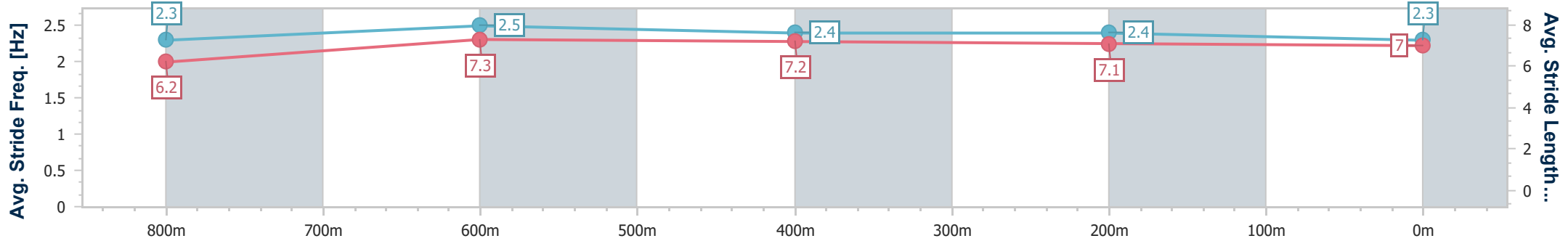
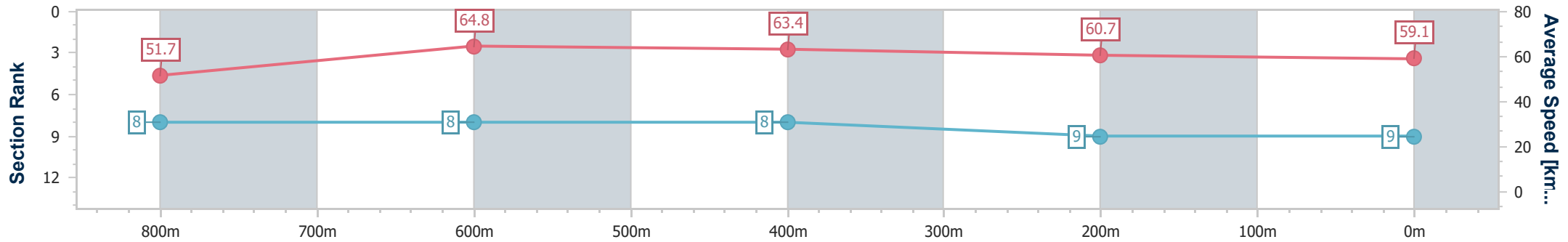
Toowoomba QLD Professional
Race 1: PRIME THOROUGHBREDS BENCHMARK 58 Handicap - 1000m



10 June 2023 - 16:38

Track Rating: Soft 5, Weather: Fine, Rail Position: +2m 800m-400m; +4m Remainder

Section	Overall	800m	600m	400m	200m
Section Times	1:01.29 [9] (0:14.23)	0:47.06 [8] (0:11.30)	0:35.76 [8] (0:11.53)	0:24.23 [8] (0:12.09)	0:12.14 [9] (0:12.14)
Average Speed [km/h]	51.7	64.8	63.4	60.7	59.1
Top Speed [km/h]	64.6	66.6	65.9	61.6	60.9
Avg. Dist. to Rail [m]	10.6	3.7	2.8	6.2	8.4
Avg. Stride Freq. [Hz]	2.3	2.5	2.4	2.4	2.3
Avg. Stride Length [m]	6.2	7.3	7.2	7.1	7.0



- [] Ranking at each section and finish
- .-.- No data available at this section
- NA No data available