



Eagle Farm QLD Professional

Race 5: MAKERS MARK HINKLER HANDICAP - 1200m

10 June 2023 - 14:04



BRISBANE
RACING CLUB

Track Rating: Good 4, Weather: Fine, Rail Position: +4m Entire Course

Section												Last 600m		
Field Times												0:35.60		
	Overall	1000m	800m	600m	400m	200m								
	1:10.64 (0:13.10)	0:57.54 (0:10.72)	0:46.82 (0:11.22)	0:35.60 (0:11.66)	0:23.94 (0:11.45)	0:12.49 (0:12.49)								
Rank	TAB	Horse/Jockey	Barrier	Top Speed [km/h]	Fastest Section							Margin	Distance Travelled [m]	
1	15	KING KAPA Ben Thompson	4	69.5 Overall	0:10.80 1000m	1:10.64 [1] (0:13.10)	0:57.54 [1] (0:10.80)	0:46.74 [2] (0:11.16)	0:35.58 [2] (0:11.64)	0:23.94 [1] (0:11.45)	0:12.49 [1] (0:12.49)	1:10.64	0:35.58	
2	12	EF TROOP Tim Clark	18	69.6 1000m	0:10.85 1000m	1:10.76 [2] (0:13.87)	0:56.89 [15] (0:10.85)	0:46.04 [15] (0:11.51)	0:34.53 [16] (0:11.25)	0:23.28 [14] (0:11.17)	0:12.11 [7] (0:12.11)	0.68L	0:34.53	+9
3	6	RANGES Joshua Parr	13	69.6 Overall	0:11.03 1000m	1:10.78 [3] (0:13.30)	0:57.48 [6] (0:11.03)	0:46.45 [9] (0:11.35)	0:35.10 [9] (0:11.43)	0:23.67 [7] (0:11.36)	0:12.31 [3] (0:12.31)	0.85L	0:35.10	+8
4	7	THE BIG GOODBYE Jason Collett	14	68.4 1000m	0:10.86 1000m	1:10.82 [4] (0:13.80)	0:57.02 [14] (0:10.86)	0:46.16 [12] (0:11.31)	0:34.85 [13] (0:11.38)	0:23.47 [11] (0:11.23)	0:12.24 [5] (0:12.24)	1.07L	0:34.85	+5
5	3	THE INFERNO Mark Zahra	19	68.4 1000m	0:10.83 1000m	1:10.86 [5] (0:14.15)	0:56.71 [17] (0:10.83)	0:45.88 [16] (0:11.14)	0:34.74 [15] (0:11.30)	0:23.44 [13] (0:11.21)	0:12.23 [6] (0:12.23)	1.29L	0:34.74	+6
6	4	BACCHANALIA James McDonald	2	68.1 Overall	0:10.97 1000m	1:10.93 [6] (0:13.38)	0:57.55 [10] (0:10.97)	0:46.58 [10] (0:11.28)	0:35.30 [8] (0:11.63)	0:23.67 [9] (0:11.28)	0:12.39 [4] (0:12.39)	1.72L	0:35.30	-2
7	1	ALPINE EDGE Martin Harley	15	68.5 1000m	0:10.87 1000m	1:11.03 [7] (0:13.53)	0:57.50 [11] (0:10.87)	0:46.63 [11] (0:11.44)	0:35.19 [11] (0:11.28)	0:23.91 [8] (0:11.34)	0:12.57 [2] (0:12.57)	2.32L	0:35.19	+4
8	11	BLONDEAU Kerrin McEvoy	7	67.1 1000m	0:10.96 1000m	1:11.17 [8] (0:14.09)	0:57.08 [16] (0:10.96)	0:46.12 [17] (0:11.21)	0:34.91 [17] (0:11.31)	0:23.60 [16] (0:11.35)	0:12.25 [10] (0:12.25)	3.13L	0:34.91	-1
9	10	VESPERTINE Jordan Childs	3	67.2 Overall	0:11.06 1000m	1:11.21 [9] (0:13.64)	0:57.57 [13] (0:11.06)	0:46.51 [14] (0:11.20)	0:35.31 [12] (0:11.68)	0:23.63 [17] (0:11.43)	0:12.20 [13] (0:12.20)	3.33L	0:35.31	-3
10	9	BANDIPUR Jag Guthmann-Chester	12	68.7 Overall	0:11.07 1000m	1:11.30 [10] (0:13.60)	0:57.70 [12] (0:11.07)	0:46.63 [13] (0:11.33)	0:35.30 [14] (0:11.56)	0:23.74 [15] (0:11.53)	0:12.21 [15] (0:12.21)	3.86L	0:35.30	+1

Scratched: Manhood (#16), Pizarro (#17)

[] Ranking at each section and finish
 -:-:- No data available at this section
 NA No data available

SCN Saddle cloth number
 DNF Did not finish
 DNT Did not track



Eagle Farm QLD Professional

Race 5: MAKERS MARK HINKLER HANDICAP - 1200m

10 June 2023 - 14:04



BRISBANE
RACING CLUB

Track Rating: Good 4, Weather: Fine, Rail Position: +4m Entire Course

Section		Overall	1000m	800m	600m	400m	200m	Last 600m					
Field Times		1:10.64 (0:13.10)	0:57.54 (0:10.72)	0:46.82 (0:11.22)	0:35.60 (0:11.66)	0:23.94 (0:11.45)	0:12.49 (0:12.49)	0:35.60					
Rank	TAB Horse/Jockey	Barrier	Top Speed [km/h]	Fastest Section						Margin	Distance Travelled [m]		
11	13 GOLDSBOROUGH Nikita Beriman	5	68.7 1000m	0:10.97 1000m	1:11.63 [11] (0:13.33)	0:58.30 [8] (0:10.97)	0:47.33 [8] (0:11.44)	0:35.89 [10] (0:11.56)	0:24.33 [10] (0:11.50)	0:12.83 [8] (0:12.83)	5.84L	0:35.89	+3
12	14 GREYWORM Micheal Hellyer	1	68.3 Overall	0:10.85 1000m	1:11.94 [12] (0:13.33)	0:58.61 [9] (0:10.85)	0:47.76 [7] (0:11.29)	0:36.47 [5] (0:11.57)	0:24.90 [4] (0:11.81)	0:13.09 [9] (0:13.09)	7.67L	0:36.47	-5
13	5 PRIME CANDIDATE James Orman	8	68.4 Overall	0:10.98 1000m	1:12.45 [13] (0:13.16)	0:59.29 [4] (0:10.98)	0:48.31 [5] (0:11.42)	0:36.89 [7] (0:11.86)	0:25.03 [12] (0:11.92)	0:13.11 [17] (0:13.11)	10.64L	0:36.89	+0
14	2 WEONA SMARTONE Ryan Maloney	9	70.2 1000m	0:10.78 1000m	1:12.56 [14] (0:13.15)	0:59.41 [3] (0:10.78)	0:48.63 [3] (0:11.38)	0:37.25 [4] (0:11.77)	0:25.48 [6] (0:11.91)	0:13.57 [12] (0:13.57)	11.3L	0:37.25	+2
15	18 TWO YA GOT Linda Meech	11	70.6 Overall	0:10.67 1000m	1:12.64 [15] (0:13.15)	0:59.49 [2] (0:10.67)	0:48.82 [1] (0:11.22)	0:37.60 [1] (0:11.87)	0:25.73 [2] (0:12.04)	0:13.69 [11] (0:13.69)	11.77L	0:37.60	+2
16	8 AXE Samantha Collett	16	70.7 1000m	0:10.72 1000m	1:12.75 [16] (0:13.31)	0:59.44 [7] (0:10.72)	0:48.72 [4] (0:11.25)	0:37.47 [3] (0:11.70)	0:25.77 [3] (0:12.18)	0:13.59 [16] (0:13.59)	12.4L	0:37.47	+4
17	19 BEAUTY LEGACY Rachel King	10	69.8 1000m	0:10.85 1000m	1:12.78 [17] (0:13.29)	0:59.49 [5] (0:10.85)	0:48.64 [6] (0:11.33)	0:37.31 [6] (0:11.61)	0:25.70 [5] (0:12.00)	0:13.70 [14] (0:13.70)	12.57L	0:37.31	+7

Scratched: Manhood (#16), Pizarro (#17)

[] Ranking at each section and finish
 -:-:- No data available at this section
 NA No data available

SCN Saddle cloth number
 DNF Did not finish
 DNT Did not track



Horse/Jockey Name	King Kapa
Final Rank	1
Fastest Section Time (Section)	0:10.80 (1000m)
Top Speed [km/h] (Section)	69.5 (Overall)
Race State	Finished



Eagle Farm QLD Professional

Race 5: MAKERS MARK HINKLER HANDICAP - 1200m

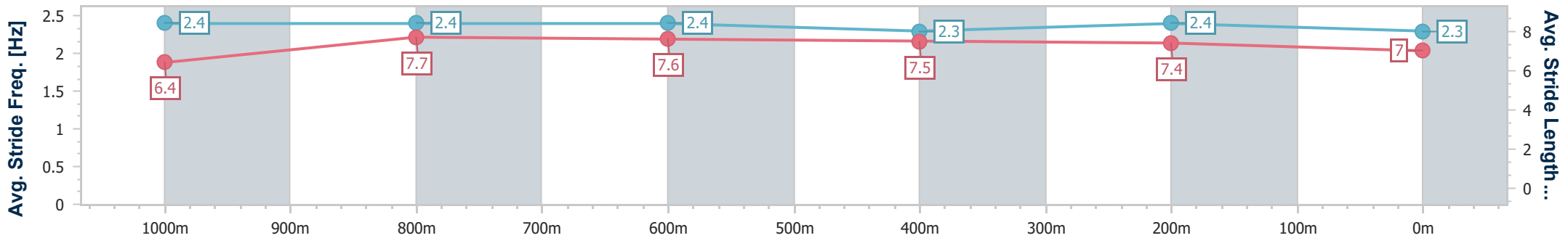
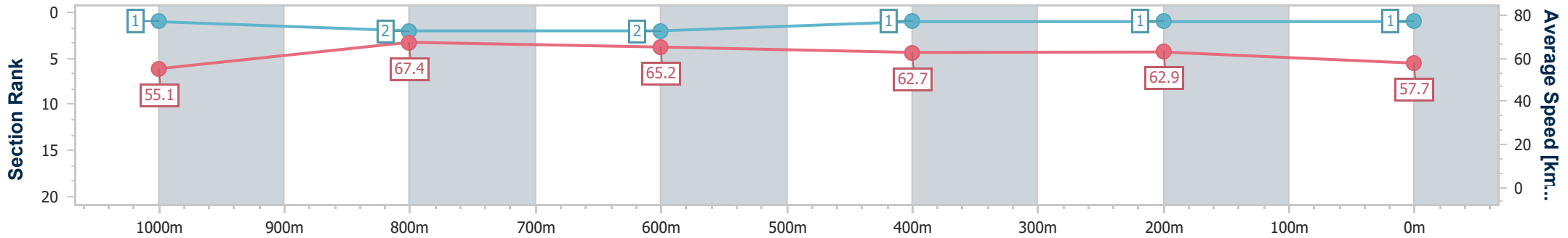
10 June 2023 - 14:04

Track Rating: Good 4, Weather: Fine, Rail Position: +4m Entire Course



BRISBANE RACING CLUB

Section	Overall	1000m	800m	600m	400m	200m
Section Times	1:10.64 [1] (0:13.10)	0:57.54 [1] (0:10.80)	0:46.74 [2] (0:11.16)	0:35.58 [2] (0:11.64)	0:23.94 [1] (0:11.45)	0:12.49 [1] (0:12.49)
Average Speed [km/h]	55.1	67.4	65.2	62.7	62.9	57.7
Top Speed [km/h]	69.5	69.5	66.9	64.0	64.6	60.9
Avg. Dist. to Rail [m]	3.8	2.0	2.5	2.9	3.3	4.1
Avg. Stride Freq. [Hz]	2.4	2.4	2.4	2.3	2.4	2.3
Avg. Stride Length [m]	6.4	7.7	7.6	7.5	7.4	7.0



- [] Ranking at each section and finish
- .-.- No data available at this section
- NA No data available



Horse/Jockey Name	Ef Troop
Final Rank	2
Fastest Section Time (Section)	0:10.85 (1000m)
Top Speed [km/h] (Section)	69.6 (1000m)
Race State	Finished



Eagle Farm QLD Professional

Race 5: MAKERS MARK HINKLER HANDICAP - 1200m

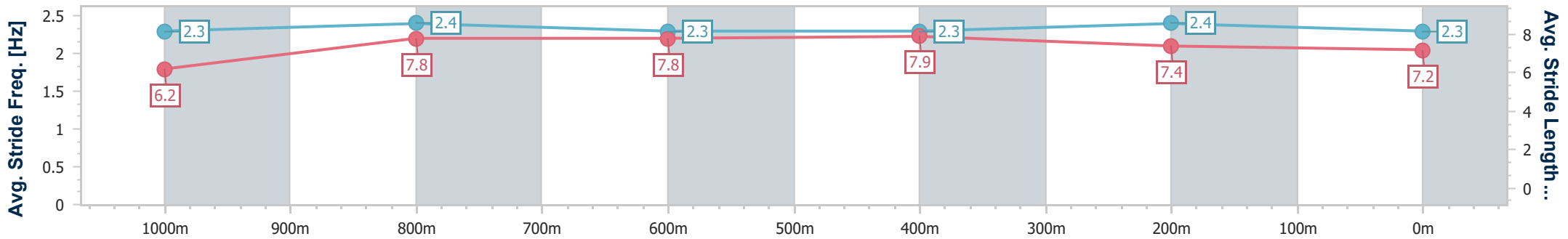
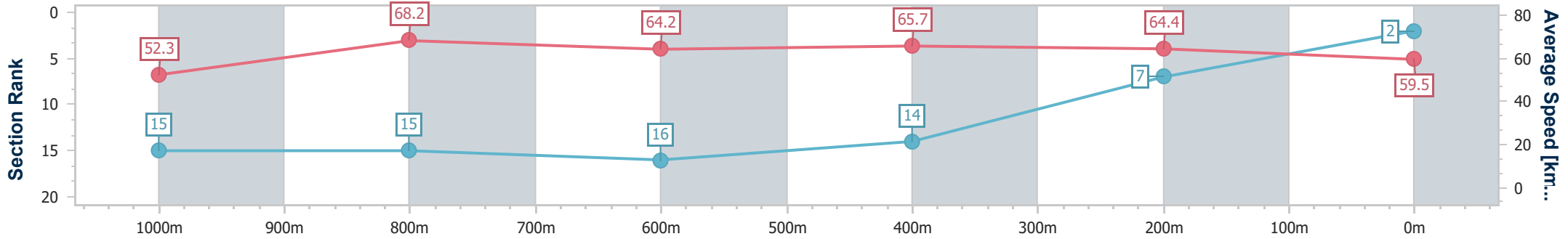
10 June 2023 - 14:04

Track Rating: Good 4, Weather: Fine, Rail Position: +4m Entire Course



BRISBANE RACING CLUB

Section	Overall	1000m	800m	600m	400m	200m
Section Times	1:10.76 [2] (0:13.87)	0:56.89 [15] (0:10.85)	0:46.04 [15] (0:11.51)	0:34.53 [16] (0:11.25)	0:23.28 [14] (0:11.17)	0:12.11 [7] (0:12.11)
Average Speed [km/h]	52.3	68.2	64.2	65.7	64.4	59.5
Top Speed [km/h]	69.1	69.6	66.8	67.2	65.4	62.7
Avg. Dist. to Rail [m]	12.6	5.6	5.8	5.5	8.6	9.2
Avg. Stride Freq. [Hz]	2.3	2.4	2.3	2.3	2.4	2.3
Avg. Stride Length [m]	6.2	7.8	7.8	7.9	7.4	7.2



- [] Ranking at each section and finish
- .-.- No data available at this section
- NA No data available



Horse/Jockey Name	Ranges
Final Rank	3
Fastest Section Time (Section)	0:11.03 (1000m)
Top Speed [km/h] (Section)	69.6 (Overall)
Race State	Finished



Eagle Farm QLD Professional

Race 5: MAKERS MARK HINKLER HANDICAP - 1200m

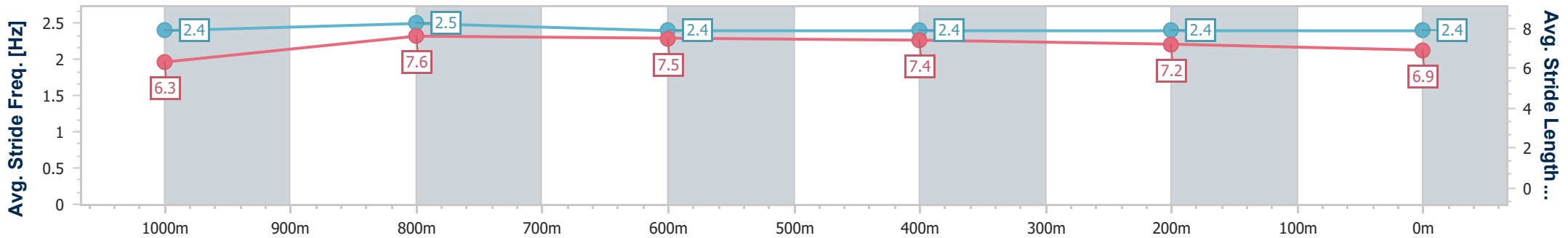
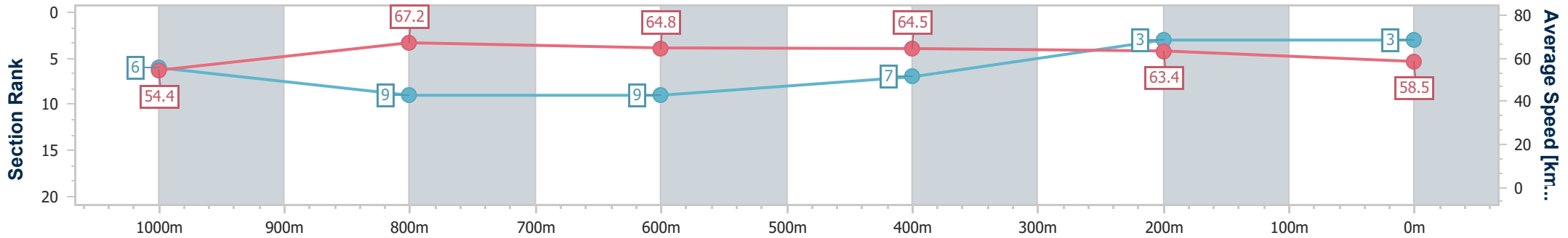
10 June 2023 - 14:04

Track Rating: Good 4, Weather: Fine, Rail Position: +4m Entire Course



BRISBANE RACING CLUB

Section	Overall	1000m	800m	600m	400m	200m
Section Times	1:10.78 [3] (0:13.30)	0:57.48 [6] (0:11.03)	0:46.45 [9] (0:11.35)	0:35.10 [9] (0:11.43)	0:23.67 [7] (0:11.36)	0:12.31 [3] (0:12.31)
Average Speed [km/h]	54.4	67.2	64.8	64.5	63.4	58.5
Top Speed [km/h]	69.6	68.5	66.0	65.9	65.1	61.5
Avg. Dist. to Rail [m]	10.4	6.0	4.4	4.9	7.0	6.4
Avg. Stride Freq. [Hz]	2.4	2.5	2.4	2.4	2.4	2.4
Avg. Stride Length [m]	6.3	7.6	7.5	7.4	7.2	6.9



- [] Ranking at each section and finish
- .-.- No data available at this section
- NA No data available



Horse/Jockey Name	The Big Goodbye
Final Rank	4
Fastest Section Time (Section)	0:10.86 (1000m)
Top Speed [km/h] (Section)	68.4 (1000m)
Race State	Finished



Eagle Farm QLD Professional

Race 5: MAKERS MARK HINKLER HANDICAP - 1200m

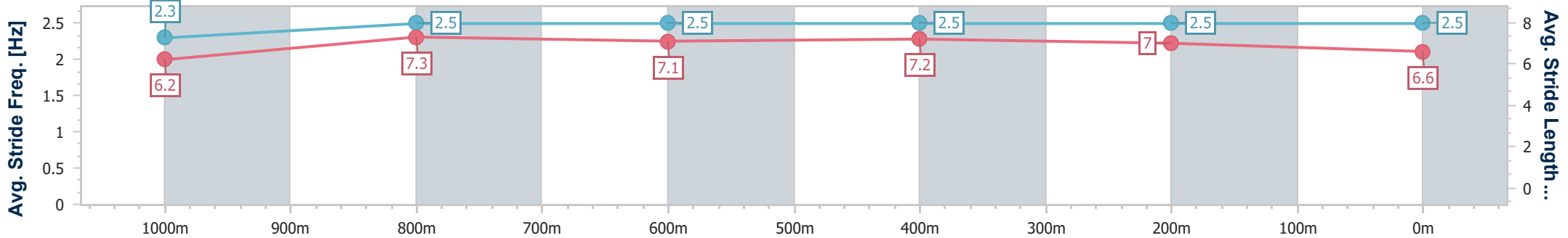
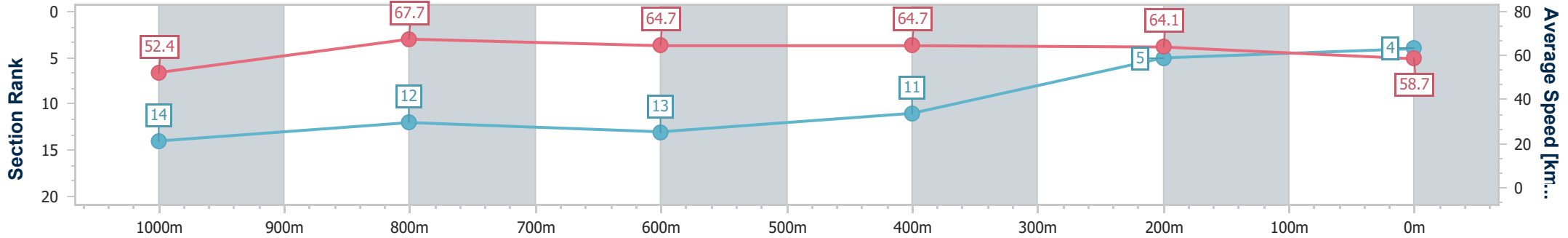
10 June 2023 - 14:04

Track Rating: Good 4, Weather: Fine, Rail Position: +4m Entire Course



BRISBANE RACING CLUB

Section	Overall	1000m	800m	600m	400m	200m
Section Times	1:10.82 [4] (0:13.80)	0:57.02 [14] (0:10.86)	0:46.16 [12] (0:11.31)	0:34.85 [13] (0:11.38)	0:23.47 [11] (0:11.23)	0:12.24 [5] (0:12.24)
Average Speed [km/h]	52.4	67.7	64.7	64.7	64.1	58.7
Top Speed [km/h]	68.3	68.4	66.5	65.1	65.4	62.3
Avg. Dist. to Rail [m]	10.4	4.1	3.7	4.4	8.1	10.3
Avg. Stride Freq. [Hz]	2.3	2.5	2.5	2.5	2.5	2.5
Avg. Stride Length [m]	6.2	7.3	7.1	7.2	7.0	6.6



- [] Ranking at each section and finish
- .-.- No data available at this section
- NA No data available



Horse/Jockey Name	The Inferno
Final Rank	5
Fastest Section Time (Section)	0:10.83 (1000m)
Top Speed [km/h] (Section)	68.4 (1000m)
Race State	Finished



Eagle Farm QLD Professional

Race 5: MAKERS MARK HINKLER HANDICAP - 1200m

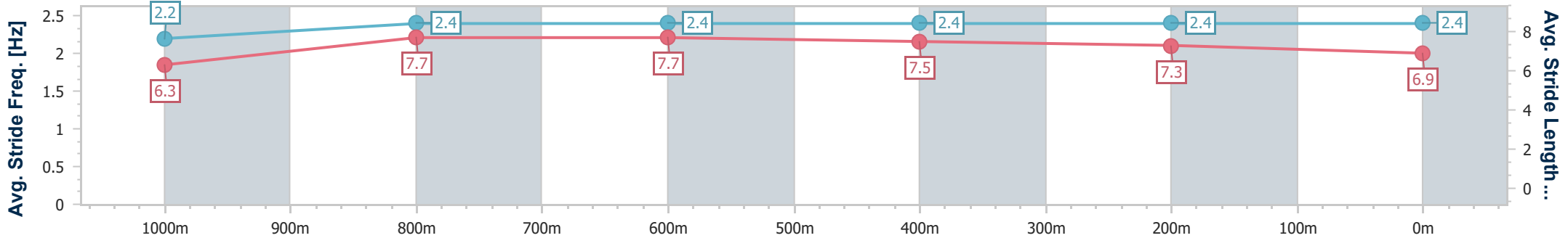
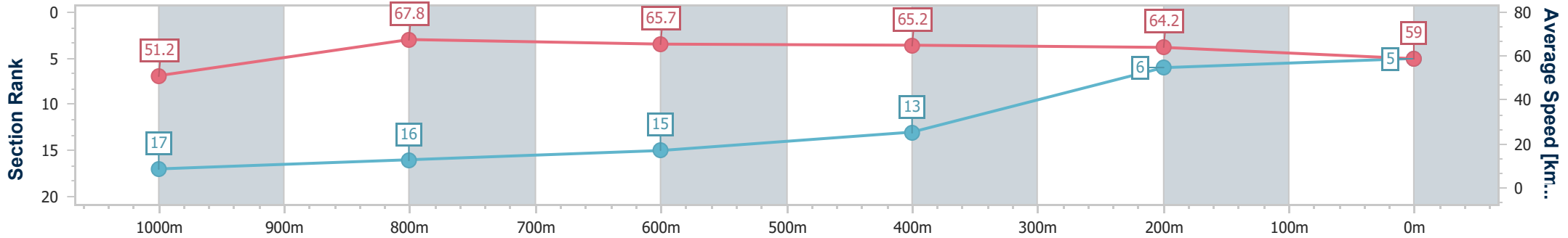
10 June 2023 - 14:04

Track Rating: Good 4, Weather: Fine, Rail Position: +4m Entire Course



BRISBANE RACING CLUB

Section	Overall	1000m	800m	600m	400m	200m
Section Times	1:10.86 [5] (0:14.15)	0:56.71 [17] (0:10.83)	0:45.88 [16] (0:11.14)	0:34.74 [15] (0:11.30)	0:23.44 [13] (0:11.21)	0:12.23 [6] (0:12.23)
Average Speed [km/h]	51.2	67.8	65.7	65.2	64.2	59.0
Top Speed [km/h]	67.2	68.4	68.4	66.0	65.7	62.1
Avg. Dist. to Rail [m]	13.8	4.0	3.4	5.1	8.0	7.9
Avg. Stride Freq. [Hz]	2.2	2.4	2.4	2.4	2.4	2.4
Avg. Stride Length [m]	6.3	7.7	7.7	7.5	7.3	6.9



- [] Ranking at each section and finish
- .-.- No data available at this section
- NA No data available



Horse/Jockey Name	Bacchanalia
Final Rank	6
Fastest Section Time (Section)	0:10.97 (1000m)
Top Speed [km/h] (Section)	68.1 (Overall)
Race State	Finished



Eagle Farm QLD Professional

Race 5: MAKERS MARK HINKLER HANDICAP - 1200m

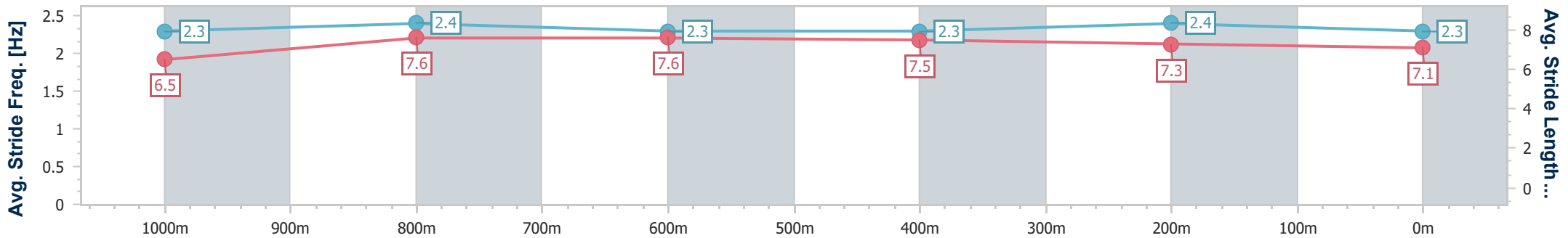
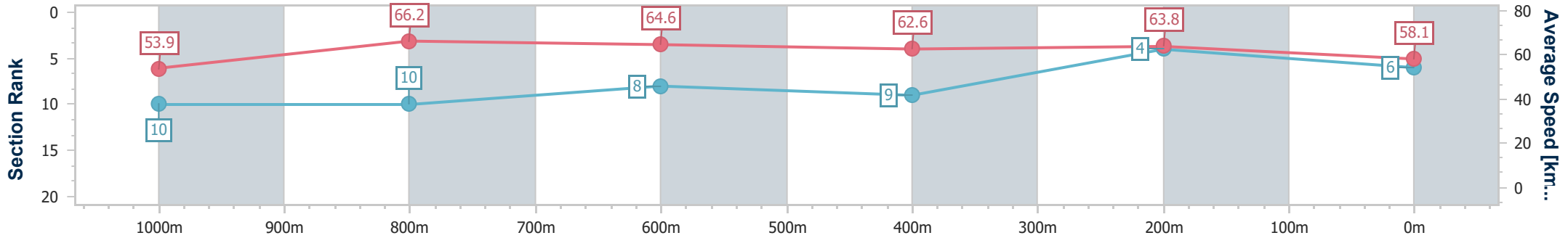
10 June 2023 - 14:04

Track Rating: Good 4, Weather: Fine, Rail Position: +4m Entire Course



BRISBANE RACING CLUB

Section	Overall	1000m	800m	600m	400m	200m
Section Times	1:10.93 [6] (0:13.38)	0:57.55 [10] (0:10.97)	0:46.58 [10] (0:11.28)	0:35.30 [8] (0:11.63)	0:23.67 [9] (0:11.28)	0:12.39 [4] (0:12.39)
Average Speed [km/h]	53.9	66.2	64.6	62.6	63.8	58.1
Top Speed [km/h]	68.1	67.5	65.8	63.7	64.4	62.6
Avg. Dist. to Rail [m]	2.1	1.9	2.5	2.1	2.5	2.4
Avg. Stride Freq. [Hz]	2.3	2.4	2.3	2.3	2.4	2.3
Avg. Stride Length [m]	6.5	7.6	7.6	7.5	7.3	7.1



- [] Ranking at each section and finish
- .-.- No data available at this section
- NA No data available



Horse/Jockey Name	Alpine Edge
Final Rank	7
Fastest Section Time (Section)	0:10.87 (1000m)
Top Speed [km/h] (Section)	68.5 (1000m)
Race State	Finished



Eagle Farm QLD Professional

Race 5: MAKERS MARK HINKLER HANDICAP - 1200m

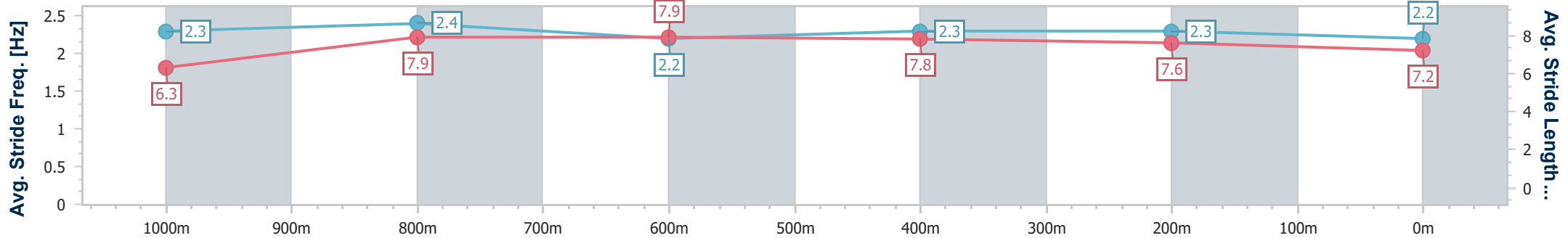
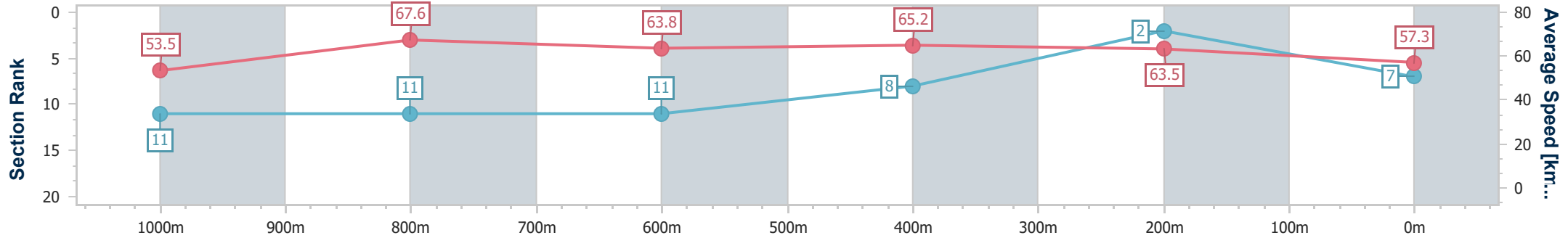
10 June 2023 - 14:04

Track Rating: Good 4, Weather: Fine, Rail Position: +4m Entire Course



BRISBANE RACING CLUB

Section	Overall	1000m	800m	600m	400m	200m
Section Times	1:11.03 [7] (0:13.53)	0:57.50 [11] (0:10.87)	0:46.63 [11] (0:11.44)	0:35.19 [11] (0:11.28)	0:23.91 [8] (0:11.34)	0:12.57 [2] (0:12.57)
Average Speed [km/h]	53.5	67.6	63.8	65.2	63.5	57.3
Top Speed [km/h]	68.2	68.5	65.8	65.6	65.6	60.9
Avg. Dist. to Rail [m]	12.1	4.4	2.7	4.2	6.0	6.4
Avg. Stride Freq. [Hz]	2.3	2.4	2.2	2.3	2.3	2.2
Avg. Stride Length [m]	6.3	7.9	7.9	7.8	7.6	7.2



- [] Ranking at each section and finish
- .-.- No data available at this section
- NA No data available



Horse/Jockey Name	Blondeau
Final Rank	8
Fastest Section Time (Section)	0:10.96 (1000m)
Top Speed [km/h] (Section)	67.1 (1000m)
Race State	Finished



Eagle Farm QLD Professional

Race 5: MAKERS MARK HINKLER HANDICAP - 1200m

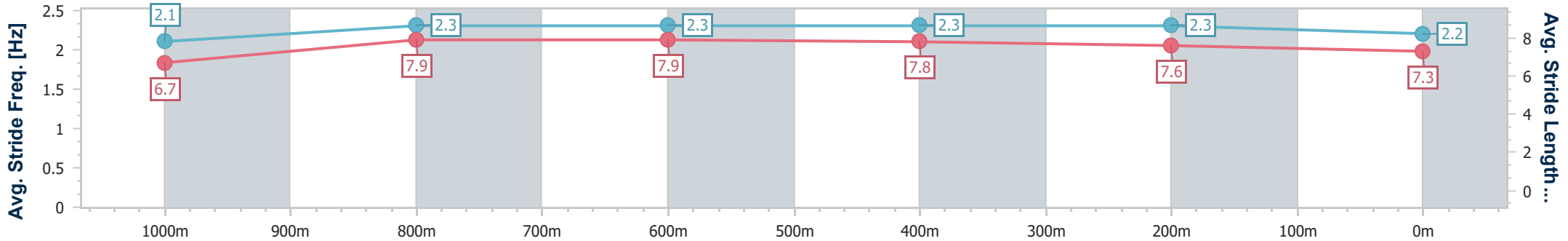
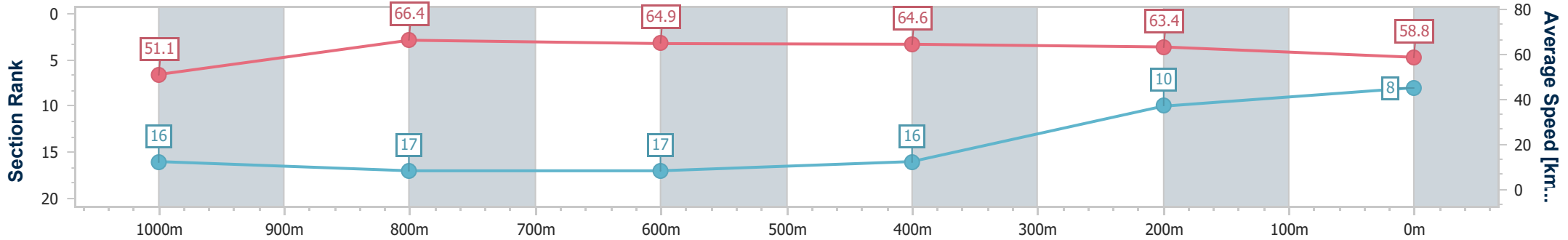
10 June 2023 - 14:04

Track Rating: Good 4, Weather: Fine, Rail Position: +4m Entire Course



BRISBANE RACING CLUB

Section	Overall	1000m	800m	600m	400m	200m
Section Times	1:11.17 [8] (0:14.09)	0:57.08 [16] (0:10.96)	0:46.12 [17] (0:11.21)	0:34.91 [17] (0:11.31)	0:23.60 [16] (0:11.35)	0:12.25 [10] (0:12.25)
Average Speed [km/h]	51.1	66.4	64.9	64.6	63.4	58.8
Top Speed [km/h]	65.5	67.1	67.0	65.4	64.8	61.2
Avg. Dist. to Rail [m]	4.2	1.9	2.3	3.2	6.3	7.9
Avg. Stride Freq. [Hz]	2.1	2.3	2.3	2.3	2.3	2.2
Avg. Stride Length [m]	6.7	7.9	7.9	7.8	7.6	7.3



- [] Ranking at each section and finish
- .-.- No data available at this section
- NA No data available



Horse/Jockey Name	Vespertine
Final Rank	9
Fastest Section Time (Section)	0:11.06 (1000m)
Top Speed [km/h] (Section)	67.2 (Overall)
Race State	Finished



Eagle Farm QLD Professional

Race 5: MAKERS MARK HINKLER HANDICAP - 1200m

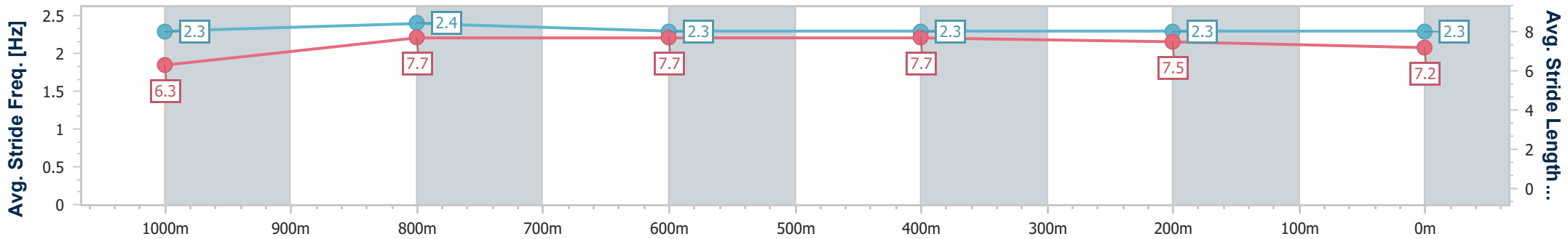
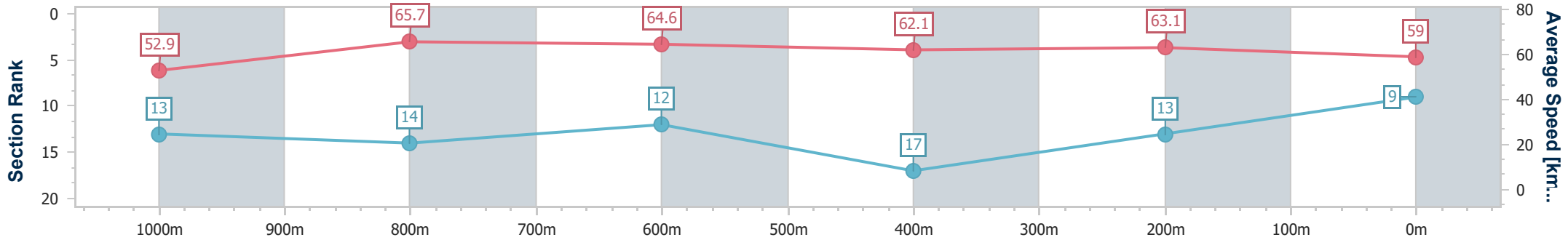
10 June 2023 - 14:04

Track Rating: Good 4, Weather: Fine, Rail Position: +4m Entire Course



BRISBANE RACING CLUB

Section	Overall	1000m	800m	600m	400m	200m
Section Times	1:11.21 [9] (0:13.64)	0:57.57 [13] (0:11.06)	0:46.51 [14] (0:11.20)	0:35.31 [12] (0:11.68)	0:23.63 [17] (0:11.43)	0:12.20 [13] (0:12.20)
Average Speed [km/h]	52.9	65.7	64.6	62.1	63.1	59.0
Top Speed [km/h]	67.2	67.0	65.5	63.8	64.7	61.9
Avg. Dist. to Rail [m]	1.9	2.1	1.1	1.4	0.9	1.9
Avg. Stride Freq. [Hz]	2.3	2.4	2.3	2.3	2.3	2.3
Avg. Stride Length [m]	6.3	7.7	7.7	7.7	7.5	7.2



- [] Ranking at each section and finish
- .-.- No data available at this section
- NA No data available



Horse/Jockey Name	Bandipur
Final Rank	10
Fastest Section Time (Section)	0:11.07 (1000m)
Top Speed [km/h] (Section)	68.7 (Overall)
Race State	Finished



Eagle Farm QLD Professional

Race 5: MAKERS MARK HINKLER HANDICAP - 1200m

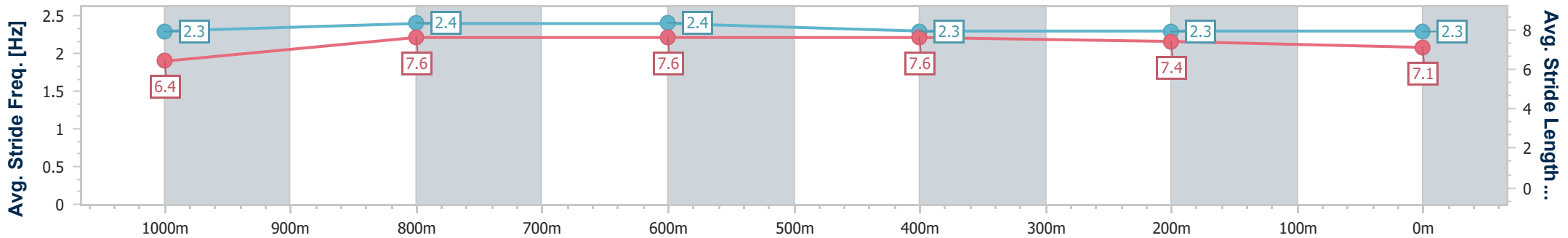
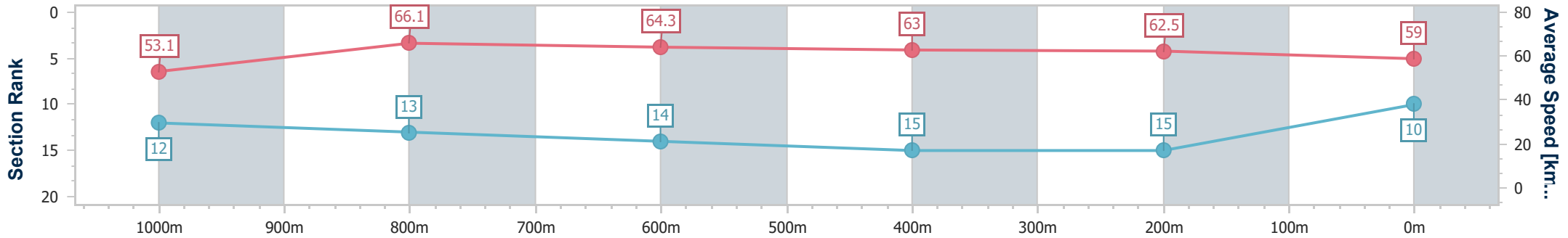
10 June 2023 - 14:04

Track Rating: Good 4, Weather: Fine, Rail Position: +4m Entire Course



BRISBANE RACING CLUB

Section	Overall	1000m	800m	600m	400m	200m
Section Times	1:11.30 [10] (0:13.60)	0:57.70 [12] (0:11.07)	0:46.63 [13] (0:11.33)	0:35.30 [14] (0:11.56)	0:23.74 [15] (0:11.53)	0:12.21 [15] (0:12.21)
Average Speed [km/h]	53.1	66.1	64.3	63.0	62.5	59.0
Top Speed [km/h]	68.7	67.5	66.8	66.3	64.0	62.2
Avg. Dist. to Rail [m]	7.6	2.8	3.0	2.5	4.8	4.2
Avg. Stride Freq. [Hz]	2.3	2.4	2.4	2.3	2.3	2.3
Avg. Stride Length [m]	6.4	7.6	7.6	7.6	7.4	7.1



- [] Ranking at each section and finish
- .-.- No data available at this section
- NA No data available



Horse/Jockey Name	Goldsborough
Final Rank	11
Fastest Section Time (Section)	0:10.97 (1000m)
Top Speed [km/h] (Section)	68.7 (1000m)
Race State	Finished



Eagle Farm QLD Professional

Race 5: MAKERS MARK HINKLER HANDICAP - 1200m

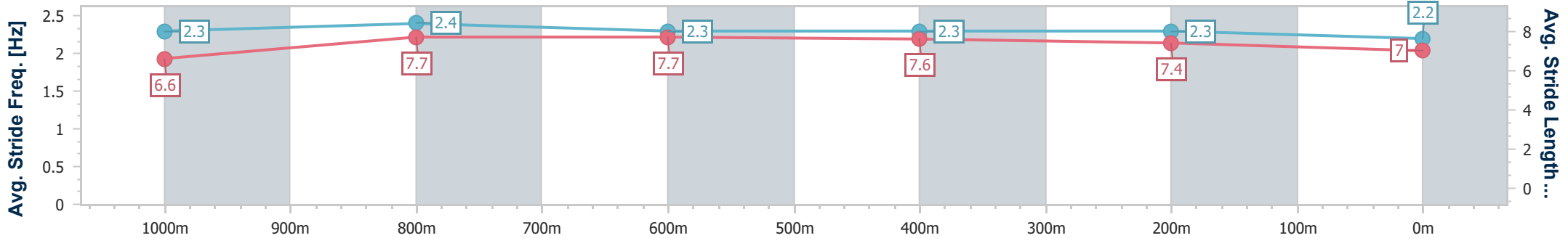
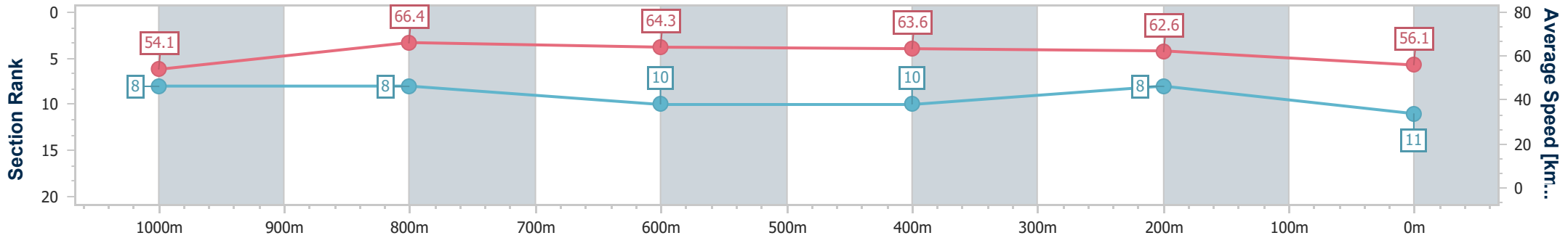
10 June 2023 - 14:04

Track Rating: Good 4, Weather: Fine, Rail Position: +4m Entire Course



BRISBANE RACING CLUB

Section	Overall	1000m	800m	600m	400m	200m
Section Times	1:11.63 [11] (0:13.33)	0:58.30 [8] (0:10.97)	0:47.33 [8] (0:11.44)	0:35.89 [10] (0:11.56)	0:24.33 [10] (0:11.50)	0:12.83 [8] (0:12.83)
Average Speed [km/h]	54.1	66.4	64.3	63.6	62.6	56.1
Top Speed [km/h]	68.3	68.7	65.6	66.7	64.3	60.4
Avg. Dist. to Rail [m]	3.5	2.4	4.8	4.1	5.9	5.8
Avg. Stride Freq. [Hz]	2.3	2.4	2.3	2.3	2.3	2.2
Avg. Stride Length [m]	6.6	7.7	7.7	7.6	7.4	7.0



- [] Ranking at each section and finish
- .-.- No data available at this section
- NA No data available



Horse/Jockey Name	Greyworm
Final Rank	12
Fastest Section Time (Section)	0:10.85 (1000m)
Top Speed [km/h] (Section)	68.3 (Overall)
Race State	Finished



Eagle Farm QLD Professional

Race 5: MAKERS MARK HINKLER HANDICAP - 1200m

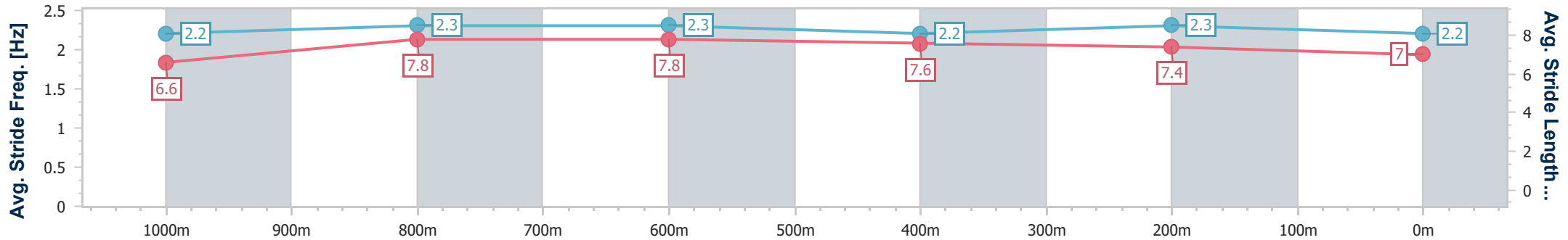
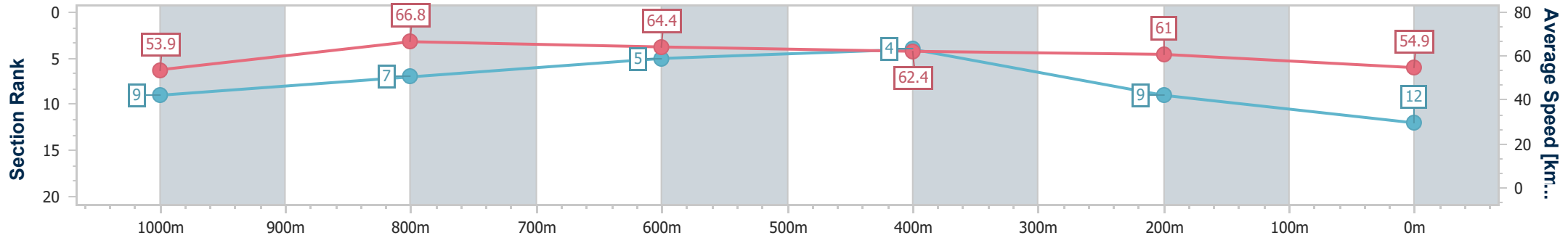
10 June 2023 - 14:04

Track Rating: Good 4, Weather: Fine, Rail Position: +4m Entire Course



BRISBANE RACING CLUB

Section	Overall	1000m	800m	600m	400m	200m
Section Times	1:11.94 [12] (0:13.33)	0:58.61 [9] (0:10.85)	0:47.76 [7] (0:11.29)	0:36.47 [5] (0:11.57)	0:24.90 [4] (0:11.81)	0:13.09 [9] (0:13.09)
Average Speed [km/h]	53.9	66.8	64.4	62.4	61.0	54.9
Top Speed [km/h]	68.3	68.1	65.8	62.9	62.6	58.9
Avg. Dist. to Rail [m]	0.7	1.6	1.6	0.8	0.8	0.2
Avg. Stride Freq. [Hz]	2.2	2.3	2.3	2.2	2.3	2.2
Avg. Stride Length [m]	6.6	7.8	7.8	7.6	7.4	7.0



- [] Ranking at each section and finish
- .-.- No data available at this section
- NA No data available



Horse/Jockey Name	Prime Candidate
Final Rank	13
Fastest Section Time (Section)	0:10.98 (1000m)
Top Speed [km/h] (Section)	68.4 (Overall)
Race State	Finished



Eagle Farm QLD Professional

Race 5: MAKERS MARK HINKLER HANDICAP - 1200m

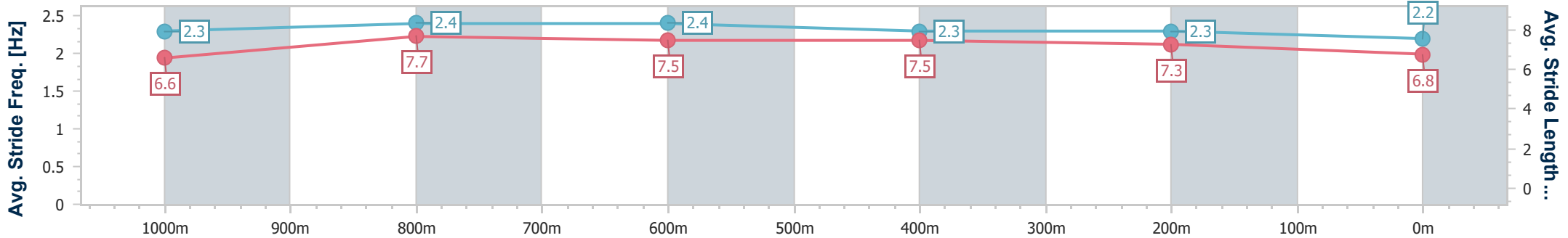
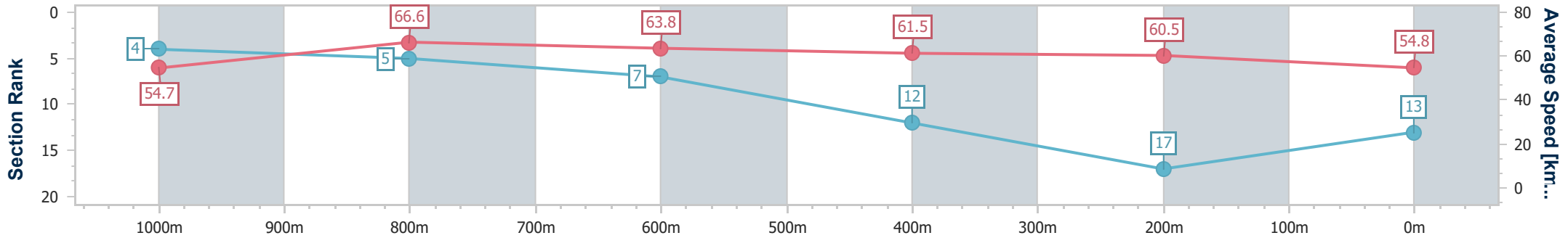
10 June 2023 - 14:04

Track Rating: Good 4, Weather: Fine, Rail Position: +4m Entire Course



BRISBANE RACING CLUB

Section	Overall	1000m	800m	600m	400m	200m
Section Times	1:12.45 [13] (0:13.16)	0:59.29 [4] (0:10.98)	0:48.31 [5] (0:11.42)	0:36.89 [7] (0:11.86)	0:25.03 [12] (0:11.92)	0:13.11 [17] (0:13.11)
Average Speed [km/h]	54.7	66.6	63.8	61.5	60.5	54.8
Top Speed [km/h]	68.4	68.4	64.9	63.1	62.8	59.1
Avg. Dist. to Rail [m]	5.2	3.0	2.4	3.0	4.6	7.1
Avg. Stride Freq. [Hz]	2.3	2.4	2.4	2.3	2.3	2.2
Avg. Stride Length [m]	6.6	7.7	7.5	7.5	7.3	6.8



- [] Ranking at each section and finish
- .-.- No data available at this section
- NA No data available



Horse/Jockey Name	Weona Smartone
Final Rank	14
Fastest Section Time (Section)	0:10.78 (1000m)
Top Speed [km/h] (Section)	70.2 (1000m)
Race State	Finished



Eagle Farm QLD Professional

Race 5: MAKERS MARK HINKLER HANDICAP - 1200m

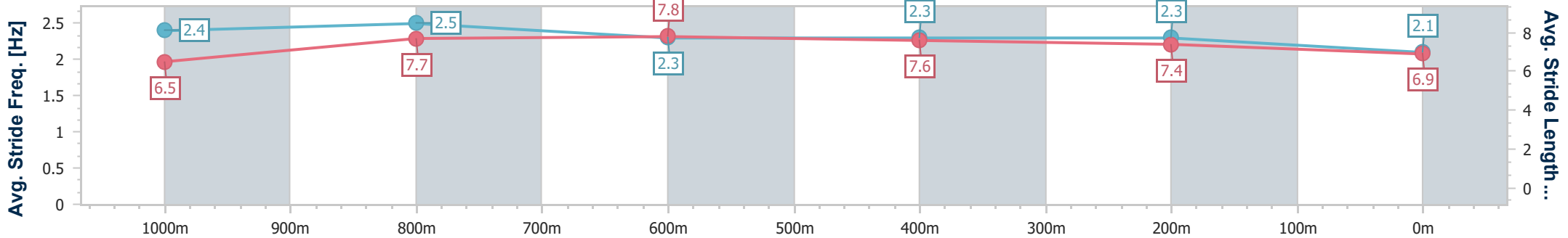
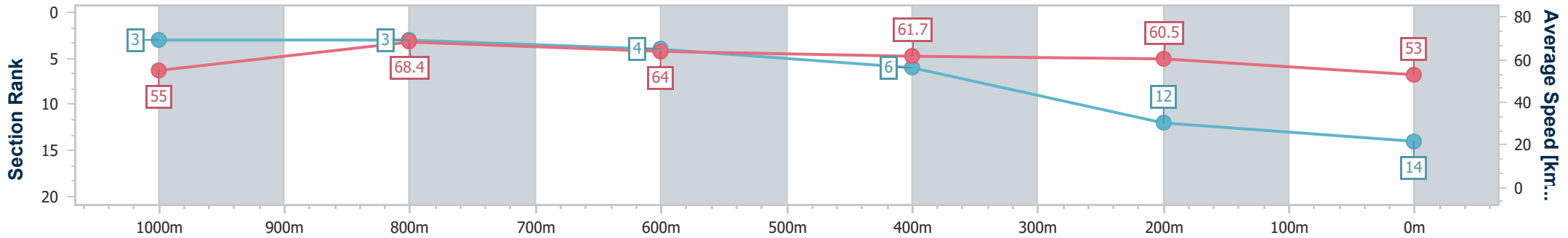
10 June 2023 - 14:04

Track Rating: Good 4, Weather: Fine, Rail Position: +4m Entire Course



BRISBANE RACING CLUB

Section	Overall	1000m	800m	600m	400m	200m
Section Times	1:12.56 [14] (0:13.15)	0:59.41 [3] (0:10.78)	0:48.63 [3] (0:11.38)	0:37.25 [4] (0:11.77)	0:25.48 [6] (0:11.91)	0:13.57 [12] (0:13.57)
Average Speed [km/h]	55.0	68.4	64.0	61.7	60.5	53.0
Top Speed [km/h]	69.8	70.2	66.6	62.8	62.2	59.2
Avg. Dist. to Rail [m]	8.3	4.8	2.8	1.7	2.2	2.6
Avg. Stride Freq. [Hz]	2.4	2.5	2.3	2.3	2.3	2.1
Avg. Stride Length [m]	6.5	7.7	7.8	7.6	7.4	6.9



- [] Ranking at each section and finish
- .-.- No data available at this section
- NA No data available



Horse/Jockey Name	Two Ya Got
Final Rank	15
Fastest Section Time (Section)	0:10.67 (1000m)
Top Speed [km/h] (Section)	70.6 (Overall)
Race State	Finished



Eagle Farm QLD Professional

Race 5: MAKERS MARK HINKLER HANDICAP - 1200m

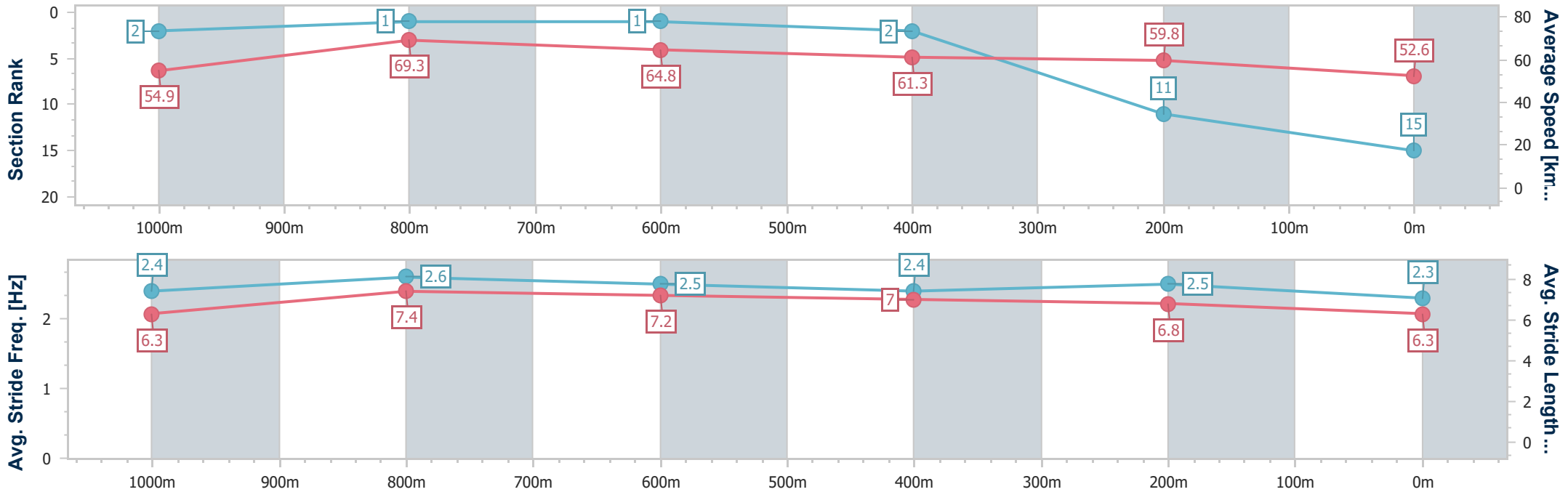
10 June 2023 - 14:04

Track Rating: Good 4, Weather: Fine, Rail Position: +4m Entire Course



BRISBANE RACING CLUB

Section	Overall	1000m	800m	600m	400m	200m
Section Times	1:12.64 [15] (0:13.15)	0:59.49 [2] (0:10.67)	0:48.82 [1] (0:11.22)	0:37.60 [1] (0:11.87)	0:25.73 [2] (0:12.04)	0:13.69 [11] (0:13.69)
Average Speed [km/h]	54.9	69.3	64.8	61.3	59.8	52.6
Top Speed [km/h]	70.6	70.6	68.3	62.4	61.5	58.0
Avg. Dist. to Rail [m]	9.0	4.8	2.4	2.2	3.3	3.9
Avg. Stride Freq. [Hz]	2.4	2.6	2.5	2.4	2.5	2.3
Avg. Stride Length [m]	6.3	7.4	7.2	7.0	6.8	6.3



- [] Ranking at each section and finish
- .-.- No data available at this section
- NA No data available



Horse/Jockey Name	Axe
Final Rank	16
Fastest Section Time (Section)	0:10.72 (1000m)
Top Speed [km/h] (Section)	70.7 (1000m)
Race State	Finished



Eagle Farm QLD Professional

Race 5: MAKERS MARK HINKLER HANDICAP - 1200m

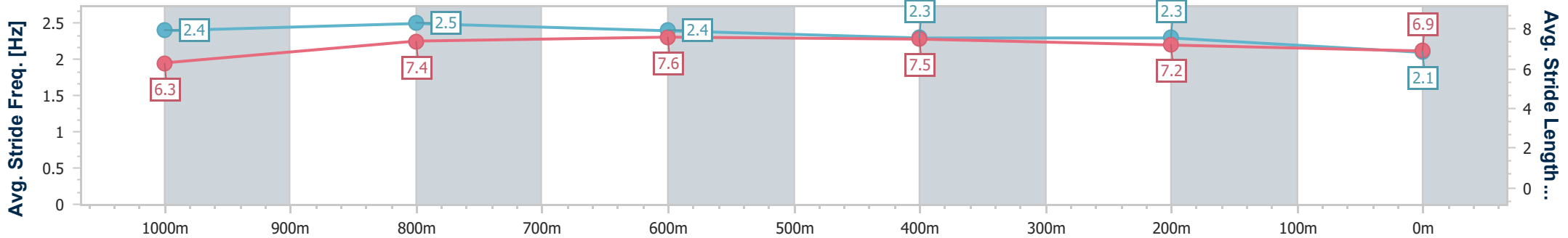
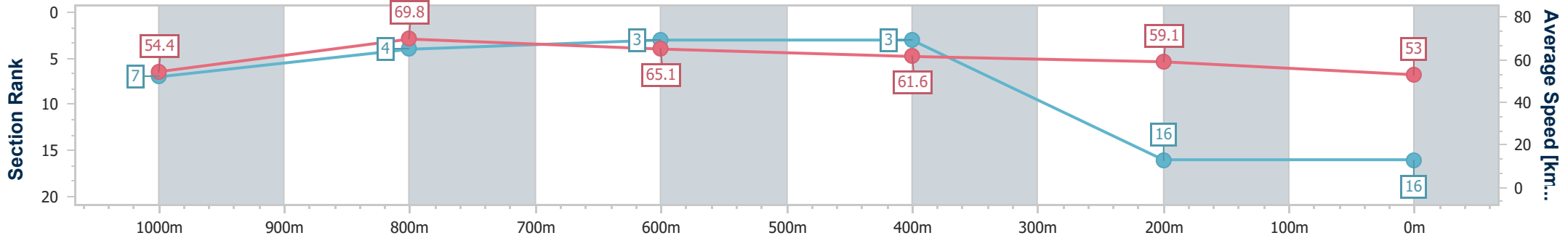
10 June 2023 - 14:04

Track Rating: Good 4, Weather: Fine, Rail Position: +4m Entire Course



BRISBANE RACING CLUB

Section	Overall	1000m	800m	600m	400m	200m
Section Times	1:12.75 [16] (0:13.31)	0:59.44 [7] (0:10.72)	0:48.72 [4] (0:11.25)	0:37.47 [3] (0:11.70)	0:25.77 [3] (0:12.18)	0:13.59 [16] (0:13.59)
Average Speed [km/h]	54.4	69.8	65.1	61.6	59.1	53.0
Top Speed [km/h]	68.9	70.7	68.9	63.0	61.1	55.9
Avg. Dist. to Rail [m]	12.8	7.6	3.8	0.5	1.5	1.2
Avg. Stride Freq. [Hz]	2.4	2.5	2.4	2.3	2.3	2.1
Avg. Stride Length [m]	6.3	7.4	7.6	7.5	7.2	6.9



- [] Ranking at each section and finish
- .-.- No data available at this section
- NA No data available



Horse/Jockey Name	Beauty Legacy
Final Rank	17
Fastest Section Time (Section)	0:10.85 (1000m)
Top Speed [km/h] (Section)	69.8 (1000m)
Race State	Finished



Eagle Farm QLD Professional

Race 5: MAKERS MARK HINKLER HANDICAP - 1200m

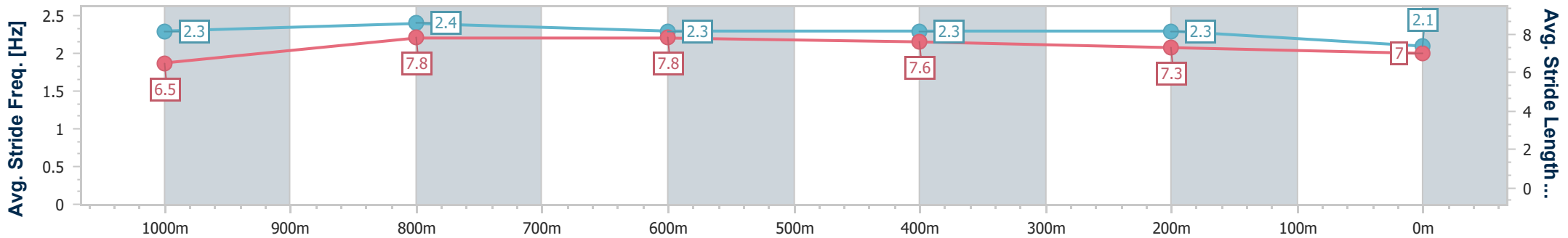
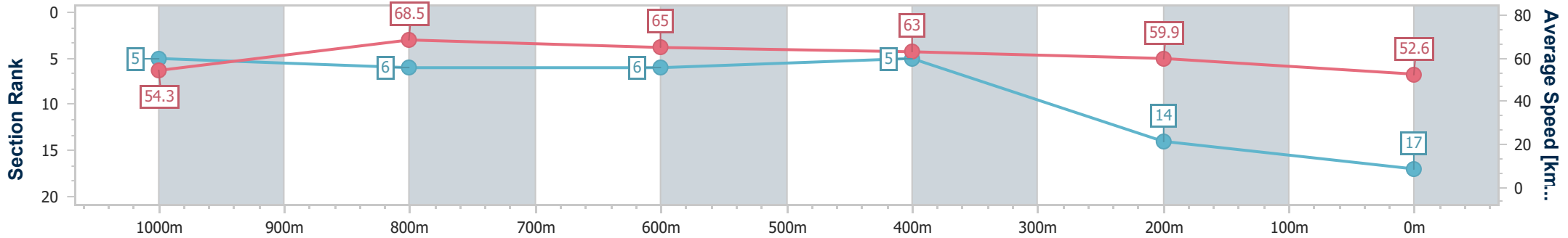
10 June 2023 - 14:04

Track Rating: Good 4, Weather: Fine, Rail Position: +4m Entire Course



BRISBANE RACING CLUB

Section	Overall	1000m	800m	600m	400m	200m
Section Times	1:12.78 [17] (0:13.29)	0:59.49 [5] (0:10.85)	0:48.64 [6] (0:11.33)	0:37.31 [6] (0:11.61)	0:25.70 [5] (0:12.00)	0:13.70 [14] (0:13.70)
Average Speed [km/h]	54.3	68.5	65.0	63.0	59.9	52.6
Top Speed [km/h]	69.2	69.8	67.1	64.3	62.9	57.0
Avg. Dist. to Rail [m]	8.3	6.3	4.9	3.1	5.0	5.6
Avg. Stride Freq. [Hz]	2.3	2.4	2.3	2.3	2.3	2.1
Avg. Stride Length [m]	6.5	7.8	7.8	7.6	7.3	7.0



- [] Ranking at each section and finish
- .-.- No data available at this section
- NA No data available