



Eagle Farm QLD Professional

Race 4: XXXX BRISBANE CUP - 3200m

10 June 2023 - 13:29



BRISBANE
RACING CLUB

Track Rating: Good 4, Weather: Fine, Rail Position: +4m Entire Course

Section													Overall	3000m	2800m	2600m	2400m	2200m	2000m	Last 600m
Field Times													3:23.55 (0:14.79)	3:08.76 (0:12.09)	2:56.67 (0:12.49)	2:44.18 (0:12.66)	2:31.52 (0:12.72)	2:18.80 (0:13.07)	2:05.73 (0:13.21)	0:37.30
Rank	TAB	Horse/Jockey	Barrier	Top Speed [km/h]	Fastest Section								Distance Travelled [m]							
1	3	SELINO Nash Rawiller	13	63.0 800m	0:11.85 800m	3:23.55 [1] (0:15.71)	3:07.84 [13] (0:12.35)	2:55.49 [13] (0:12.54)	2:42.95 [13] (0:12.78)	2:30.17 [12] (0:12.64)	2:17.53 [12] (0:13.24)	2:04.29 [12] (0:13.15)	0:36.61							
2	8	WARNING Jason Collett	10	61.2 1000m	0:12.10 800m	3:23.66 [2] (0:15.16)	3:08.50 [7] (0:12.49)	2:56.01 [8] (0:12.57)	2:43.44 [8] (0:12.82)	2:30.62 [8] (0:12.57)	2:18.05 [8] (0:13.19)	2:04.86 [7] (0:13.10)	0:37.13	-6						
3	5	TRUE MARVEL Kerrin McEvoy	8	60.7 600m	0:12.09 800m	3:24.11 [3] (0:14.92)	3:09.19 [4] (0:12.28)	2:56.91 [4] (0:12.56)	2:44.35 [4] (0:12.75)	2:31.60 [4] (0:12.68)	2:18.92 [4] (0:13.13)	2:05.79 [4] (0:13.20)	0:37.65	-15						
4	1	KUKERACHA James McDonald	2	61.2 600m	0:11.97 600m	3:24.13 [4] (0:15.23)	3:08.90 [8] (0:12.31)	2:56.59 [7] (0:12.62)	2:43.97 [7] (0:12.76)	2:31.21 [7] (0:12.67)	2:18.54 [7] (0:13.23)	2:05.31 [8] (0:13.03)	0:37.28	-17						
5	15	ESSENTIAL SKY Rachel King	3	61.4 1200m	0:11.97 600m	3:24.26 [5] (0:15.35)	3:08.91 [9] (0:12.39)	2:56.52 [9] (0:12.61)	2:43.91 [9] (0:12.73)	2:31.18 [9] (0:12.66)	2:18.52 [9] (0:13.24)	2:05.28 [9] (0:13.16)	0:37.32	-26						
6	12	YAPHET Ben Thompson	6	62.1 1000m	0:11.98 600m	3:24.54 [6] (0:15.76)	3:08.78 [14] (0:12.27)	2:56.51 [12] (0:12.47)	2:44.04 [12] (0:12.92)	2:31.12 [13] (0:12.66)	2:18.46 [13] (0:13.28)	2:05.18 [13] (0:13.08)	0:37.36	-23						
7	7	AL AABIR Michael Dee	5	62.3 1000m	0:12.06 600m	3:24.76 [7] (0:15.35)	3:09.41 [10] (0:12.51)	2:56.90 [10] (0:12.53)	2:44.37 [10] (0:12.81)	2:31.56 [10] (0:12.61)	2:18.95 [10] (0:13.21)	2:05.74 [10] (0:13.09)	0:37.80	-10						
8	2	PLATINUM INVADOR Ryan Elliot	16	62.1 1000m	0:12.00 1000m	3:24.83 [8] (0:15.95)	3:08.88 [15] (0:12.46)	2:56.42 [15] (0:12.55)	2:43.87 [15] (0:12.74)	2:31.13 [15] (0:12.67)	2:18.46 [15] (0:13.14)	2:05.32 [15] (0:13.18)	0:37.63	-18						
9	10	OUTLANDOS Tyler Schiller	12	62.0 1000m	0:12.07 1200m	3:24.95 [9] (0:15.51)	3:09.44 [11] (0:12.47)	2:56.97 [11] (0:12.45)	2:44.52 [11] (0:12.84)	2:31.68 [11] (0:12.63)	2:19.05 [11] (0:13.17)	2:05.88 [11] (0:13.24)	0:38.18	-6						
10	13	LONG ARM Craig Williams	9	61.0 3000m	0:12.12 3000m	3:25.04 [10] (0:14.87)	3:10.17 [3] (0:12.12)	2:58.05 [3] (0:12.70)	2:45.35 [3] (0:12.73)	2:32.62 [3] (0:12.68)	2:19.94 [3] (0:13.18)	2:06.76 [3] (0:13.09)	0:38.52	-14						

Scratched: Southern France (#6)

Report Created: Sat 10 June 2023 13:49 GMT+10 (Note: Timing is based on position data)

Page 1/21

[] Ranking at each section and finish
 -:-:- No data available at this section
 NA No data available

SCN Saddle cloth number
 DNF Did not finish
 DNT Did not track

data processed by TRIPLES DATA



Eagle Farm QLD Professional

Race 4: XXXX BRISBANE CUP - 3200m

10 June 2023 - 13:29



BRISBANE
RACING CLUB

Track Rating: Good 4, Weather: Fine, Rail Position: +4m Entire Course

Section		Overall	3000m	2800m	2600m	2400m	2200m	2000m	Last 600m				
Field Times		3:23.55 (0:14.79)	3:08.76 (0:12.09)	2:56.67 (0:12.49)	2:44.18 (0:12.66)	2:31.52 (0:12.72)	2:18.80 (0:13.07)	2:05.73 (0:13.21)	0:37.30				
Rank	TAB Horse/Jockey	Barrier	Top Speed [km/h]	Fastest Section	Distance Travelled [m]								
11	11 TAPPY'S LAD Mark Du Plessis	7	61.6 1000m	0:12.18 1000m	3:25.13 [11] (0:15.00)	3:10.13 [5] (0:12.47)	2:57.66 [6] (0:12.64)	2:45.02 [6] (0:12.61)	2:32.41 [6] (0:12.64)	2:19.77 [6] (0:13.25)	2:06.52 [6] (0:13.19)	0:38.32	-19
12	14 SOUTHERN STOCK Kyle Wilson-Taylor	15	62.6 1000m	0:11.96 800m	3:25.46 [12] (0:15.61)	3:09.85 [12] (0:12.67)	2:57.18 [14] (0:12.59)	2:44.59 [14] (0:12.77)	2:31.82 [14] (0:12.65)	2:19.17 [14] (0:13.09)	2:06.08 [14] (0:13.21)	0:38.25	-1
13	4 NERVE NOT VERVE Michael McNab	14	62.8 3000m	0:12.05 3000m	3:25.57 [13] (0:14.83)	3:10.74 [2] (0:12.05)	2:58.69 [1] (0:12.51)	2:46.18 [2] (0:12.67)	2:33.51 [2] (0:12.70)	2:20.81 [2] (0:13.18)	2:07.63 [2] (0:13.17)	0:39.26	-8
14	9 TEOFIL STAR Tim Clark	1	60.5 800m	0:12.11 3000m	3:27.24 [14] (0:14.79)	3:12.45 [1] (0:12.11)	3:00.34 [2] (0:12.47)	2:47.87 [1] (0:12.66)	2:35.21 [1] (0:12.72)	2:22.49 [1] (0:13.07)	2:09.42 [1] (0:13.21)	0:40.99	-21
15	16 CREDIT CRUNCH Damien Thornton	11	62.0 1000m	0:12.13 1000m	3:28.19 [15] (0:15.00)	3:13.19 [5] (0:12.28)	3:00.91 [5] (0:12.56)	2:48.35 [5] (0:12.75)	2:35.60 [5] (0:12.65)	2:22.95 [5] (0:13.25)	2:09.70 [5] (0:13.13)	0:41.51	-7

Scratched: Southern France (#6)



Eagle Farm QLD Professional

Race 4: XXXX BRISBANE CUP - 3200m

10 June 2023 - 13:29



BRISBANE
RACING CLUB

Track Rating: Good 4, Weather: Fine, Rail Position: +4m Entire Course

Section														
Field Times	1800m	1600m	1400m	1200m	1000m	800m	600m	Last 600m						
	1:52.52 (0:13.07)	1:39.45 (0:12.84)	1:26.61 (0:12.56)	1:14.05 (0:12.26)	1:01.79 (0:12.21)	0:49.58 (0:12.28)	0:37.30 (0:12.35)	0:37.30						
Rank	TAB	Horse/Jockey	Barrier	Top Speed [km/h]	Fastest Section								Distance Travelled [m]	
1	3	SELINO Nash Rawiller	13	63.0 800m	0:11.85 800m	1:51.14 [12] (0:13.14)	1:38.00 [12] (0:12.86)	1:25.14 [13] (0:12.40)	1:12.74 [13] (0:12.17)	1:00.57 [12] (0:12.11)	0:48.46 [13] (0:11.85)	0:36.61 [11] (0:11.86)	0:36.61	
2	8	WARNING Jason Collett	10	61.2 1000m	0:12.10 800m	1:51.76 [8] (0:13.18)	1:38.58 [8] (0:12.87)	1:25.71 [8] (0:12.19)	1:13.52 [6] (0:12.11)	1:01.41 [5] (0:12.18)	0:49.23 [5] (0:12.10)	0:37.13 [5] (0:12.12)	0:37.13	-6
3	5	TRUE MARVEL Kerrin McEvoy	8	60.7 600m	0:12.09 800m	1:52.59 [4] (0:13.16)	1:39.43 [4] (0:12.86)	1:26.57 [4] (0:12.49)	1:14.08 [4] (0:12.22)	1:01.86 [4] (0:12.12)	0:49.74 [4] (0:12.09)	0:37.65 [3] (0:12.21)	0:37.65	-15
4	1	KUKERACHA James McDonald	2	61.2 600m	0:11.97 600m	1:52.28 [7] (0:13.15)	1:39.13 [7] (0:12.86)	1:26.27 [7] (0:12.48)	1:13.79 [8] (0:12.20)	1:01.59 [9] (0:12.15)	0:49.44 [9] (0:12.16)	0:37.28 [9] (0:11.97)	0:37.28	-17
5	15	ESSENTIAL SKY Rachel King	3	61.4 1200m	0:11.97 600m	1:52.12 [10] (0:13.08)	1:39.04 [10] (0:12.85)	1:26.19 [10] (0:12.42)	1:13.77 [11] (0:12.29)	1:01.48 [11] (0:12.03)	0:49.45 [11] (0:12.13)	0:37.32 [10] (0:11.97)	0:37.32	-26
6	12	YAPHET Ben Thompson	6	62.1 1000m	0:11.98 600m	1:52.10 [13] (0:13.14)	1:38.96 [13] (0:12.82)	1:26.14 [12] (0:12.39)	1:13.75 [12] (0:12.28)	1:01.47 [14] (0:12.09)	0:49.38 [14] (0:12.02)	0:37.36 [13] (0:11.98)	0:37.36	-23
7	7	AL AABIR Michael Dee	5	62.3 1000m	0:12.06 600m	1:52.65 [9] (0:13.04)	1:39.61 [9] (0:12.92)	1:26.69 [9] (0:12.37)	1:14.32 [9] (0:12.20)	1:02.12 [10] (0:12.16)	0:49.96 [10] (0:12.16)	0:37.80 [12] (0:12.06)	0:37.80	-10
8	2	PLATINUM INVADOR Ryan Elliot	16	62.1 1000m	0:12.00 1000m	1:52.14 [15] (0:13.07)	1:39.07 [15] (0:12.81)	1:26.26 [15] (0:12.36)	1:13.90 [15] (0:12.12)	1:01.78 [13] (0:12.00)	0:49.78 [12] (0:12.15)	0:37.63 [14] (0:12.09)	0:37.63	-18
9	10	OUTLANDOS Tyler Schiller	12	62.0 1000m	0:12.07 1200m	1:52.64 [11] (0:13.04)	1:39.60 [11] (0:12.89)	1:26.71 [11] (0:12.23)	1:14.48 [10] (0:12.07)	1:02.41 [8] (0:12.12)	0:50.29 [8] (0:12.11)	0:38.18 [7] (0:12.20)	0:38.18	-6
10	13	LONG ARM Craig Williams	9	61.0 3000m	0:12.12 3000m	1:53.67 [3] (0:13.20)	1:40.47 [3] (0:12.88)	1:27.59 [3] (0:12.55)	1:15.04 [3] (0:12.21)	1:02.83 [3] (0:12.15)	0:50.68 [3] (0:12.16)	0:38.52 [4] (0:12.31)	0:38.52	-14

Scratched: Southern France (#6)

Report Created: Sat 10 June 2023 13:49 GMT+10 (Note: Timing is based on position data)

Page 3/21

[] Ranking at each section and finish
 -:-:- No data available at this section
 NA No data available

SCN Saddle cloth number
 DNF Did not finish
 DNT Did not track

data processed by TRIPLES DATA



Eagle Farm QLD Professional
Race 4: XXXX BRISBANE CUP - 3200m
10 June 2023 - 13:29



Track Rating: Good 4, Weather: Fine, Rail Position: +4m Entire Course

Section		1800m	1600m	1400m	1200m	1000m	800m	600m	Last 600m				
Field Times		1:52.52 (0:13.07)	1:39.45 (0:12.84)	1:26.61 (0:12.56)	1:14.05 (0:12.26)	1:01.79 (0:12.21)	0:49.58 (0:12.28)	0:37.30 (0:12.35)	0:37.30				
Rank	TAB Horse/Jockey	Barrier	Top Speed [km/h]	Fastest Section									Distance Travelled [m]
11	11 TAPPY'S LAD Mark Du Plessis	7	61.6 1000m	0:12.18 1000m	1:53.33 [6] (0:13.06)	1:40.27 [6] (0:12.90)	1:27.37 [6] (0:12.45)	1:14.92 [7] (0:12.24)	1:02.68 [7] (0:12.18)	0:50.50 [7] (0:12.18)	0:38.32 [8] (0:12.30)	0:38.32	-19
12	14 SOUTHERN STOCK Kyle Wilson-Taylor	15	62.6 1000m	0:11.96 800m	1:52.87 [14] (0:13.06)	1:39.81 [14] (0:12.82)	1:26.99 [14] (0:12.37)	1:14.62 [14] (0:12.23)	1:02.39 [14] (0:12.18)	0:50.21 [15] (0:11.96)	0:38.25 [15] (0:12.42)	0:38.25	-1
13	4 NERVE NOT VERVE Michael McNab	14	62.8 3000m	0:12.05 3000m	1:54.46 [2] (0:13.19)	1:41.27 [2] (0:12.91)	1:28.36 [2] (0:12.56)	1:15.80 [2] (0:12.22)	1:03.58 [2] (0:12.17)	0:51.41 [2] (0:12.15)	0:39.26 [2] (0:12.29)	0:39.26	-8
14	9 TEOFIL STAR Tim Clark	1	60.5 800m	0:12.11 3000m	1:56.21 [1] (0:13.07)	1:43.14 [1] (0:12.84)	1:30.30 [1] (0:12.56)	1:17.74 [1] (0:12.26)	1:05.48 [1] (0:12.21)	0:53.27 [1] (0:12.28)	0:40.99 [1] (0:12.36)	0:40.99	-21
15	16 CREDIT CRUNCH Damien Thornton	11	62.0 1000m	0:12.13 1000m	1:56.57 [5] (0:13.19)	1:43.38 [5] (0:12.86)	1:30.52 [5] (0:12.42)	1:18.10 [5] (0:12.32)	1:05.78 [6] (0:12.13)	0:53.65 [6] (0:12.14)	0:41.51 [6] (0:12.34)	0:41.51	-7

Scratched: Southern France (#6)

[] Ranking at each section and finish
 -:-:- No data available at this section
 NA No data available

SCN Saddle cloth number
 DNF Did not finish
 DNT Did not track



Eagle Farm QLD Professional

Race 4: XXXX BRISBANE CUP - 3200m

10 June 2023 - 13:29



Track Rating: Good 4, Weather: Fine, Rail Position: +4m Entire Course

Section					400m	200m				Last 600m	
Field Times					0:24.95 (0:12.29)	0:12.66 (0:12.66)				0:37.30	
Rank	TAB	Horse/Jockey	Barrier	Top Speed [km/h]	Fastest Section			Margin			Distance Travelled [m]
1	3	SELINO Nash Rawiller	13	63.0 800m	0:11.85 800m	0:24.75 [5] (0:12.09)	0:12.66 [1] (0:12.66)	3:23.55			0:36.61
2	8	WARNING Jason Collett	10	61.2 1000m	0:12.10 800m	0:25.01 [3] (0:12.27)	0:12.74 [2] (0:12.74)	0.63L			0:37.13 -6
3	5	TRUE MARVEL Kerrin McEvoy	8	60.7 600m	0:12.09 800m	0:25.44 [4] (0:12.45)	0:12.99 [4] (0:12.99)	3.26L			0:37.65 -15
4	1	KUKERACHA James McDonald	2	61.2 600m	0:11.97 600m	0:25.31 [6] (0:12.22)	0:13.09 [3] (0:13.09)	3.39L			0:37.28 -17
5	15	ESSENTIAL SKY Rachel King	3	61.4 1200m	0:11.97 600m	0:25.35 [8] (0:12.40)	0:12.95 [5] (0:12.95)	4.13L			0:37.32 -26
6	12	YAPHET Ben Thompson	6	62.1 1000m	0:11.98 600m	0:25.38 [13] (0:12.40)	0:12.98 [11] (0:12.98)	5.8L			0:37.36 -23
7	7	AL AABIR Michael Dee	5	62.3 1000m	0:12.06 600m	0:25.74 [11] (0:12.45)	0:13.29 [7] (0:13.29)	7.11L			0:37.80 -10
8	2	PLATINUM INVADOR Ryan Elliot	16	62.1 1000m	0:12.00 1000m	0:25.54 [14] (0:12.27)	0:13.27 [10] (0:13.27)	7.53L			0:37.63 -18
9	10	OUTLANDOS Tyler Schiller	12	62.0 1000m	0:12.07 1200m	0:25.98 [9] (0:12.51)	0:13.47 [8] (0:13.47)	8.22L			0:38.18 -6
10	13	LONG ARM Craig Williams	9	61.0 3000m	0:12.12 3000m	0:26.21 [7] (0:12.50)	0:13.71 [6] (0:13.71)	8.74L			0:38.52 -14

Scratched: Southern France (#6)



Eagle Farm QLD Professional
Race 4: XXXX BRISBANE CUP - 3200m
10 June 2023 - 13:29



Track Rating: Good 4, Weather: Fine, Rail Position: +4m Entire Course

Section				400m	200m			Last 600m		
Field Times				0:24.95 (0:12.29)	0:12.66 (0:12.66)			0:37.30		
Rank	TAB	Horse/Jockey	Barrier	Top Speed [km/h]	Fastest Section	Margin				Distance Travelled [m]
11	11	TAPPY'S LAD Mark Du Plessis	7	61.6 1000m	0:12.18 1000m	0:26.02 [12] (0:12.66)	0:13.36 [13] (0:13.36)	9.29L	0:38.32	-19
12	14	SOUTHERN STOCK Kyle Wilson-Taylor	15	62.6 1000m	0:11.96 800m	0:25.83 [15] (0:12.49)	0:13.34 [15] (0:13.34)	11.23L	0:38.25	-1
13	4	NERVE NOT VERVE Michael McNab	14	62.8 3000m	0:12.05 3000m	0:26.97 [1] (0:12.90)	0:14.07 [9] (0:14.07)	11.87L	0:39.26	-8
14	9	TEOFILO STAR Tim Clark	1	60.5 800m	0:12.11 3000m	0:28.63 [2] (0:13.01)	0:15.62 [12] (0:15.62)	21.68L	0:40.99	-21
15	16	CREDIT CRUNCH Damien Thornton	11	62.0 1000m	0:12.13 1000m	0:29.17 [10] (0:12.99)	0:16.18 [14] (0:16.18)	27.28L	0:41.51	-7

Scratched: Southern France (#6)

[] Ranking at each section and finish
 -:-:- No data available at this section
 NA No data available

SCN Saddle cloth number
 DNF Did not finish
 DNT Did not track



Horse/Jockey Name	Selino
Final Rank	1
Fastest Section Time (Section)	0:11.85 (800m)
Top Speed [km/h] (Section)	63.0 (800m)
Race State	Finished



Eagle Farm QLD Professional

Race 4: XXXX BRISBANE CUP - 3200m

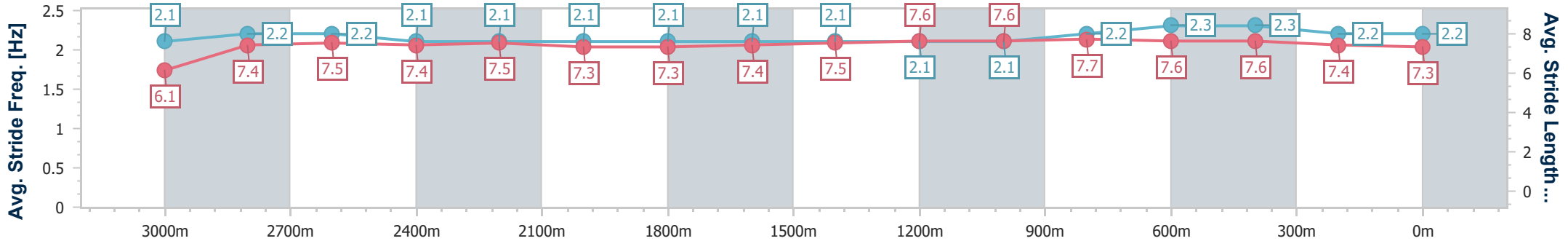
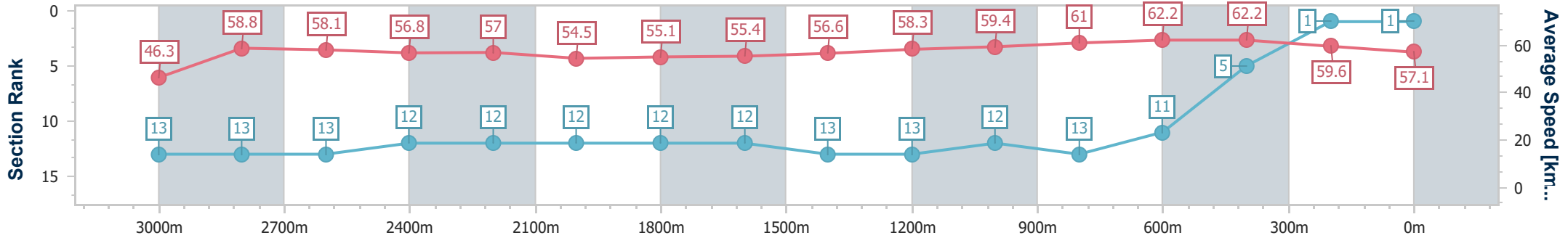
10 June 2023 - 13:29

Track Rating: Good 4, Weather: Fine, Rail Position: +4m Entire Course



BRISBANE RACING CLUB

Section	2600m	2400m	2200m	2000m	1800m	1600m	1400m	1200m	1000m	800m	600m	400m	200m
Section Times	2:42.95 [13] (0:12.78)	2:30.17 [12] (0:12.64)	2:17.53 [12] (0:13.24)	2:04.29 [12] (0:13.15)	1:51.14 [12] (0:13.14)	1:38.00 [12] (0:12.86)	1:25.14 [13] (0:12.40)	1:12.74 [13] (0:12.17)	1:00.57 [12] (0:12.11)	0:48.46 [13] (0:11.85)	0:36.61 [11] (0:11.86)	0:24.75 [5] (0:12.09)	0:12.66 [1] (0:12.66)
Average Speed [km/h]	56.8	57.0	54.5	55.1	55.4	56.6	58.3	59.4	61.0	62.2	62.2	59.6	57.1
Top Speed [km/h]	58.5	57.7	55.8	57.7	57.0	57.7	59.1	60.0	62.7	63.0	63.0	61.4	58.4
Avg. Dist. to Rail [m]	2.6	2.4	1.0	1.1	2.3	3.2	4.2	5.5	5.2	5.3	4.9	6.3	3.4
Avg. Stride Freq. [Hz]	2.1	2.1	2.1	2.1	2.1	2.1	2.1	2.1	2.2	2.3	2.3	2.2	2.2
Avg. Stride Length [m]	7.4	7.5	7.3	7.3	7.4	7.5	7.6	7.6	7.7	7.6	7.6	7.4	7.3



- [] Ranking at each section and finish
- .-.- No data available at this section
- NA No data available



Horse/Jockey Name	Warning
Final Rank	2
Fastest Section Time (Section)	0:12.10 (800m)
Top Speed [km/h] (Section)	61.2 (1000m)
Race State	Finished



Eagle Farm QLD Professional

Race 4: XXXX BRISBANE CUP - 3200m

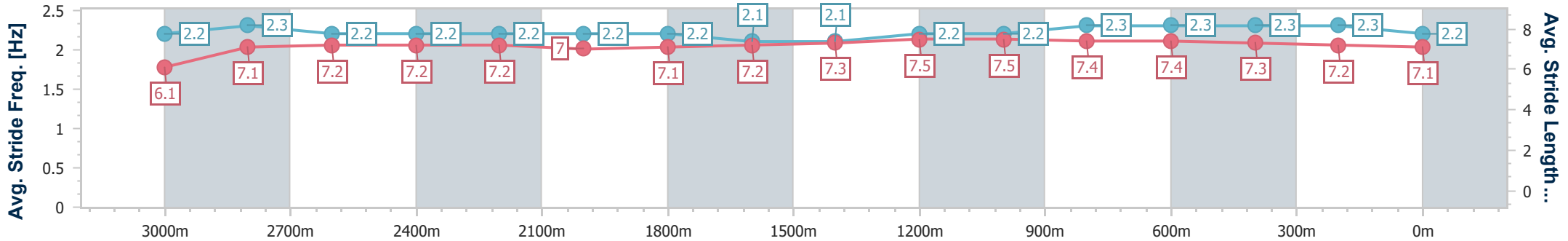
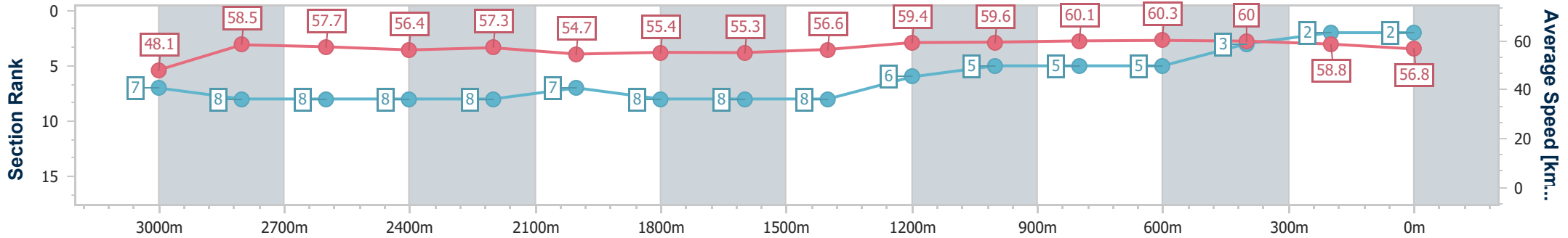
10 June 2023 - 13:29

Track Rating: Good 4, Weather: Fine, Rail Position: +4m Entire Course



BRISBANE RACING CLUB

Section	2600m	2400m	2200m	2000m	1800m	1600m	1400m	1200m	1000m	800m	600m	400m	200m
Section Times	2:43.44 [8] (0:12.82)	2:30.62 [8] (0:12.57)	2:18.05 [8] (0:13.19)	2:04.86 [7] (0:13.10)	1:51.76 [8] (0:13.18)	1:38.58 [8] (0:12.87)	1:25.71 [8] (0:12.19)	1:13.52 [6] (0:12.11)	1:01.41 [5] (0:12.18)	0:49.23 [5] (0:12.10)	0:37.13 [5] (0:12.12)	0:25.01 [3] (0:12.27)	0:12.74 [2] (0:12.74)
Average Speed [km/h]	56.4	57.3	54.7	55.4	55.3	56.6	59.4	59.6	60.1	60.3	60.0	58.8	56.8
Top Speed [km/h]	57.7	57.8	56.1	57.1	57.1	57.5	60.6	60.1	61.2	60.9	61.0	60.1	58.1
Avg. Dist. to Rail [m]	1.7	1.3	1.5	1.3	2.4	3.2	4.7	5.4	3.5	2.8	2.5	5.0	4.0
Avg. Stride Freq. [Hz]	2.2	2.2	2.2	2.2	2.1	2.1	2.2	2.2	2.3	2.3	2.3	2.3	2.2
Avg. Stride Length [m]	7.2	7.2	7.0	7.1	7.2	7.3	7.5	7.5	7.4	7.4	7.3	7.2	7.1



- [] Ranking at each section and finish
- .-.- No data available at this section
- NA No data available



Horse/Jockey Name	True Marvel
Final Rank	3
Fastest Section Time (Section)	0:12.09 (800m)
Top Speed [km/h] (Section)	60.7 (600m)
Race State	Finished



Eagle Farm QLD Professional

Race 4: XXXX BRISBANE CUP - 3200m

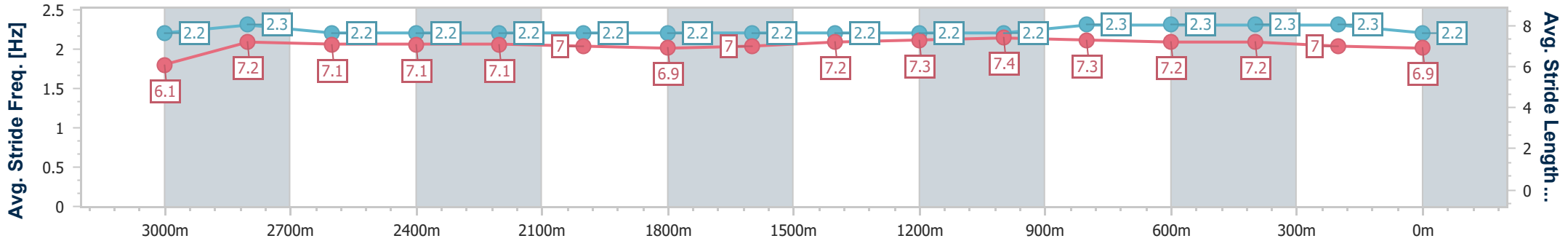
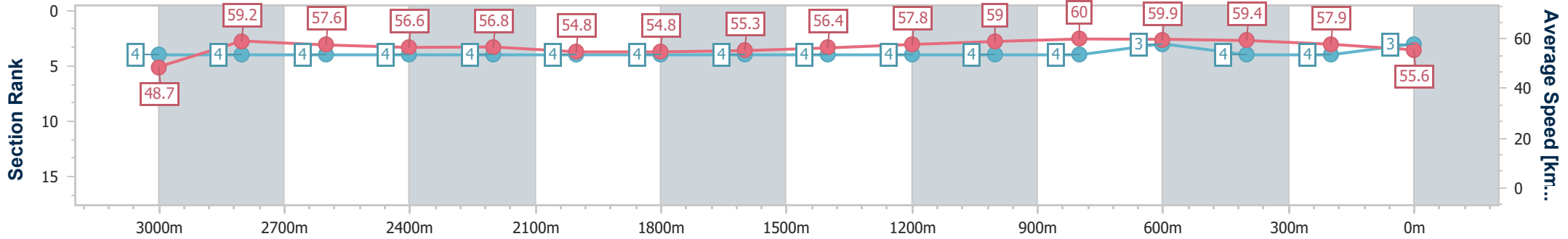
10 June 2023 - 13:29

Track Rating: Good 4, Weather: Fine, Rail Position: +4m Entire Course



BRISBANE RACING CLUB

Section	2600m	2400m	2200m	2000m	1800m	1600m	1400m	1200m	1000m	800m	600m	400m	200m
Section Times	2:44.35 [4] (0:12.75)	2:31.60 [4] (0:12.68)	2:18.92 [4] (0:13.13)	2:05.79 [4] (0:13.20)	1:52.59 [4] (0:13.16)	1:39.43 [4] (0:12.86)	1:26.57 [4] (0:12.49)	1:14.08 [4] (0:12.22)	1:01.86 [4] (0:12.12)	0:49.74 [4] (0:12.09)	0:37.65 [3] (0:12.21)	0:25.44 [4] (0:12.45)	0:12.99 [4] (0:12.99)
Average Speed [km/h]	56.6	56.8	54.8	54.8	55.3	56.4	57.8	59.0	60.0	59.9	59.4	57.9	55.6
Top Speed [km/h]	57.2	57.5	55.9	55.3	55.7	57.2	58.2	59.7	60.6	60.5	60.7	59.1	57.3
Avg. Dist. to Rail [m]	0.9	0.6	0.4	1.1	2.0	2.3	2.5	2.6	2.0	1.3	1.9	1.1	0.7
Avg. Stride Freq. [Hz]	2.2	2.2	2.2	2.2	2.2	2.2	2.2	2.2	2.3	2.3	2.3	2.3	2.2
Avg. Stride Length [m]	7.1	7.1	7.0	6.9	7.0	7.2	7.3	7.4	7.3	7.2	7.2	7.0	6.9



- [] Ranking at each section and finish
- .-.- No data available at this section
- NA No data available



Horse/Jockey Name	Kukeracha
Final Rank	4
Fastest Section Time (Section)	0:11.97 (600m)
Top Speed [km/h] (Section)	61.2 (600m)
Race State	Finished



Eagle Farm QLD Professional

Race 4: XXXX BRISBANE CUP - 3200m

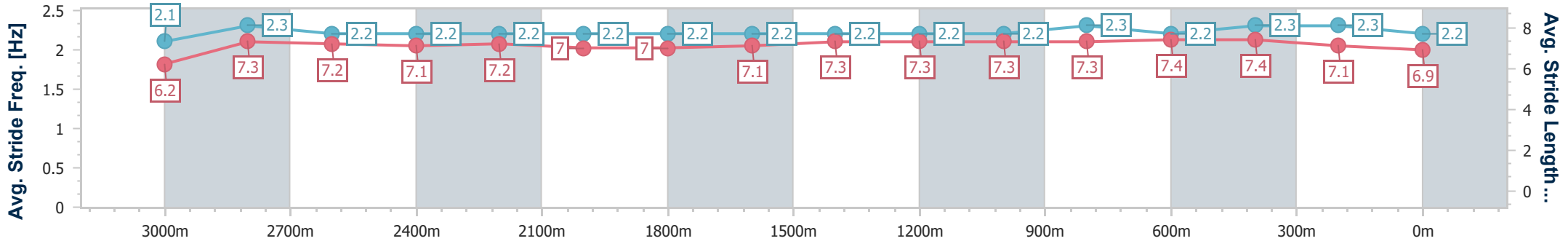
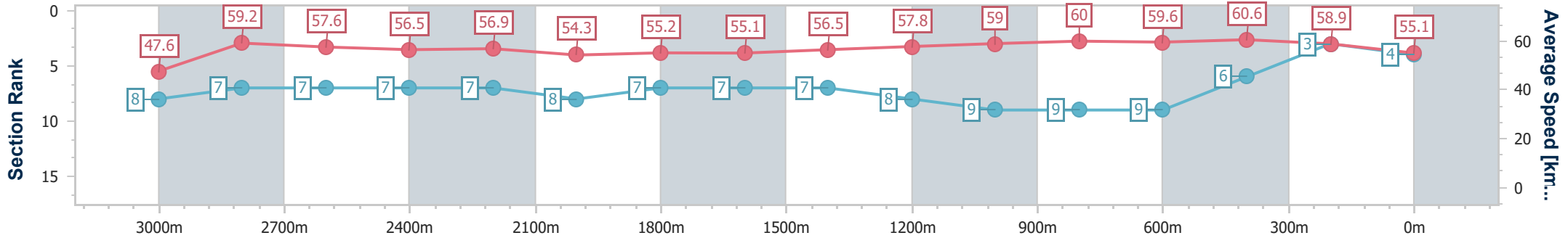
10 June 2023 - 13:29

Track Rating: Good 4, Weather: Fine, Rail Position: +4m Entire Course



BRISBANE RACING CLUB

Section	2600m	2400m	2200m	2000m	1800m	1600m	1400m	1200m	1000m	800m	600m	400m	200m
Section Times	2:43.97 [7] (0:12.76)	2:31.21 [7] (0:12.67)	2:18.54 [7] (0:13.23)	2:05.31 [8] (0:13.03)	1:52.28 [7] (0:13.15)	1:39.13 [7] (0:12.86)	1:26.27 [7] (0:12.48)	1:13.79 [8] (0:12.20)	1:01.59 [9] (0:12.15)	0:49.44 [9] (0:12.16)	0:37.28 [9] (0:11.97)	0:25.31 [6] (0:12.22)	0:13.09 [3] (0:13.09)
Average Speed [km/h]	56.5	56.9	54.3	55.2	55.1	56.5	57.8	59.0	60.0	59.6	60.6	58.9	55.1
Top Speed [km/h]	57.3	57.4	55.5	56.2	56.0	57.1	58.3	59.8	61.1	60.2	61.2	61.0	56.8
Avg. Dist. to Rail [m]	0.5	0.5	0.8	0.9	1.2	2.1	2.0	2.2	2.2	1.5	1.5	3.8	1.7
Avg. Stride Freq. [Hz]	2.2	2.2	2.2	2.2	2.2	2.2	2.2	2.2	2.3	2.2	2.3	2.3	2.2
Avg. Stride Length [m]	7.1	7.2	7.0	7.0	7.1	7.3	7.3	7.3	7.3	7.4	7.4	7.1	6.9



- [] Ranking at each section and finish
- .-.- No data available at this section
- NA No data available



Horse/Jockey Name	Essential Sky
Final Rank	5
Fastest Section Time (Section)	0:11.97 (600m)
Top Speed [km/h] (Section)	61.4 (1200m)
Race State	Finished



Eagle Farm QLD Professional

Race 4: XXXX BRISBANE CUP - 3200m

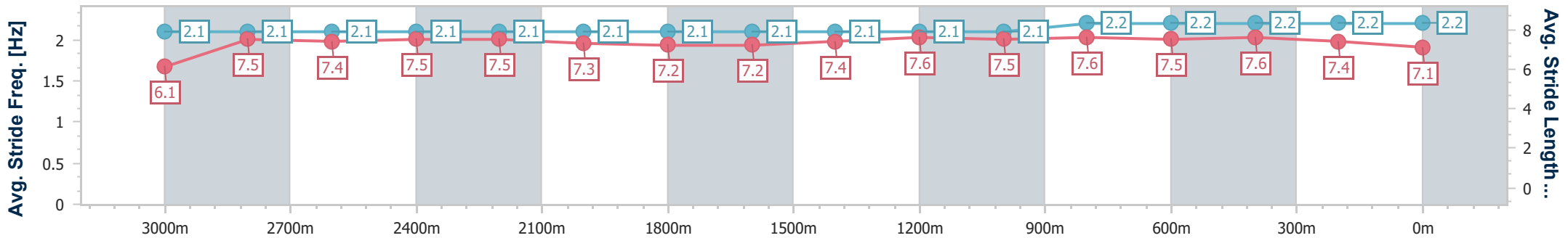
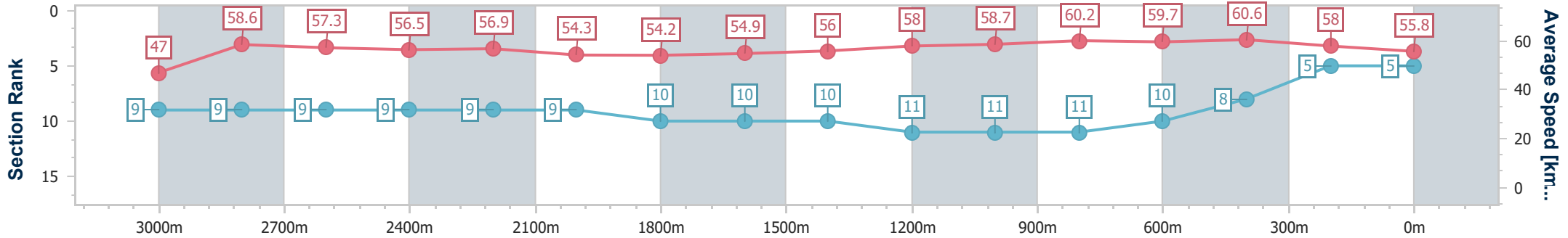
10 June 2023 - 13:29

Track Rating: Good 4, Weather: Fine, Rail Position: +4m Entire Course



BRISBANE RACING CLUB

Section	2600m	2400m	2200m	2000m	1800m	1600m	1400m	1200m	1000m	800m	600m	400m	200m
Section Times	2:43.91 [9] (0:12.73)	2:31.18 [9] (0:12.66)	2:18.52 [9] (0:13.24)	2:05.28 [9] (0:13.16)	1:52.12 [10] (0:13.08)	1:39.04 [10] (0:12.85)	1:26.19 [10] (0:12.42)	1:13.77 [11] (0:12.29)	1:01.48 [11] (0:12.03)	0:49.45 [11] (0:12.13)	0:37.32 [10] (0:11.97)	0:25.35 [8] (0:12.40)	0:12.95 [5] (0:12.95)
Average Speed [km/h]	56.5	56.9	54.3	54.2	54.9	56.0	58.0	58.7	60.2	59.7	60.6	58.0	55.8
Top Speed [km/h]	57.4	57.6	55.1	56.4	57.9	57.2	58.8	61.4	61.3	60.0	61.2	60.1	57.0
Avg. Dist. to Rail [m]	0.5	0.5	1.4	1.8	0.5	0.1	0.7	1.4	1.2	1.3	1.4	2.7	4.1
Avg. Stride Freq. [Hz]	2.1	2.1	2.1	2.1	2.1	2.1	2.1	2.1	2.2	2.2	2.2	2.2	2.2
Avg. Stride Length [m]	7.5	7.5	7.3	7.2	7.2	7.4	7.6	7.5	7.6	7.5	7.6	7.4	7.1



- [] Ranking at each section and finish
- .-.- No data available at this section
- NA No data available



Horse/Jockey Name	Yaphet
Final Rank	6
Fastest Section Time (Section)	0:11.98 (600m)
Top Speed [km/h] (Section)	62.1 (1000m)
Race State	Finished



Eagle Farm QLD Professional

Race 4: XXXX BRISBANE CUP - 3200m

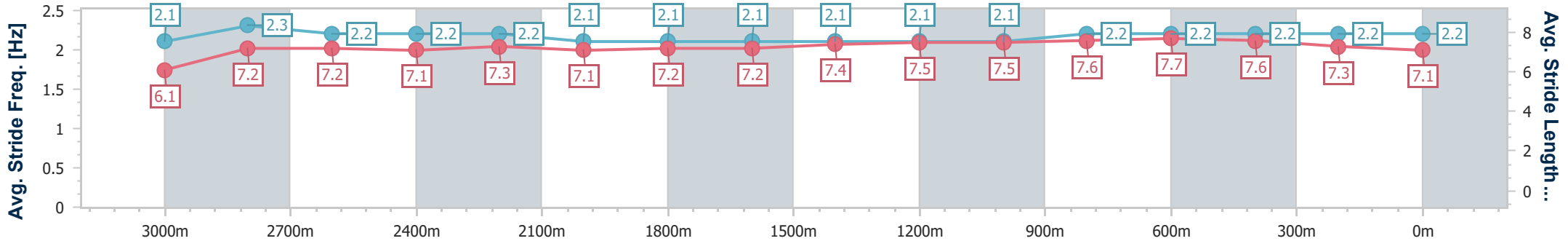
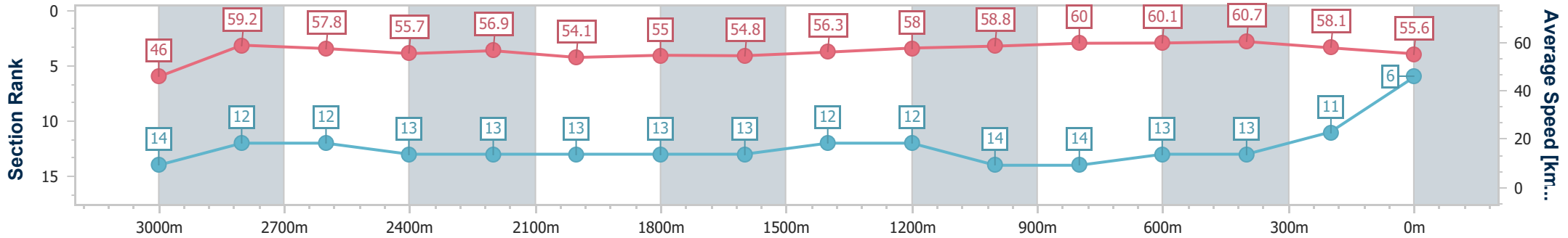
10 June 2023 - 13:29

Track Rating: Good 4, Weather: Fine, Rail Position: +4m Entire Course



BRISBANE RACING CLUB

Section	2600m	2400m	2200m	2000m	1800m	1600m	1400m	1200m	1000m	800m	600m	400m	200m
Section Times	2:44.04 [12] (0:12.92)	2:31.12 [13] (0:12.66)	2:18.46 [13] (0:13.28)	2:05.18 [13] (0:13.08)	1:52.10 [13] (0:13.14)	1:38.96 [13] (0:12.82)	1:26.14 [12] (0:12.39)	1:13.75 [12] (0:12.28)	1:01.47 [14] (0:12.09)	0:49.38 [14] (0:12.02)	0:37.36 [13] (0:11.98)	0:25.38 [13] (0:12.40)	0:12.98 [11] (0:12.98)
Average Speed [km/h]	55.7	56.9	54.1	55.0	54.8	56.3	58.0	58.8	60.0	60.1	60.7	58.1	55.6
Top Speed [km/h]	57.0	57.6	55.8	57.9	57.4	57.4	59.2	59.6	62.1	62.0	61.1	59.2	56.8
Avg. Dist. to Rail [m]	0.4	0.3	0.2	0.7	0.3	0.5	1.3	2.3	1.8	0.8	1.8	4.1	1.9
Avg. Stride Freq. [Hz]	2.2	2.2	2.1	2.1	2.1	2.1	2.1	2.1	2.2	2.2	2.2	2.2	2.2
Avg. Stride Length [m]	7.1	7.3	7.1	7.2	7.2	7.4	7.5	7.5	7.6	7.7	7.6	7.3	7.1



- [] Ranking at each section and finish
- .-.- No data available at this section
- NA No data available



Horse/Jockey Name	Al Aabir
Final Rank	7
Fastest Section Time (Section)	0:12.06 (600m)
Top Speed [km/h] (Section)	62.3 (1000m)
Race State	Finished



Eagle Farm QLD Professional

Race 4: XXXX BRISBANE CUP - 3200m

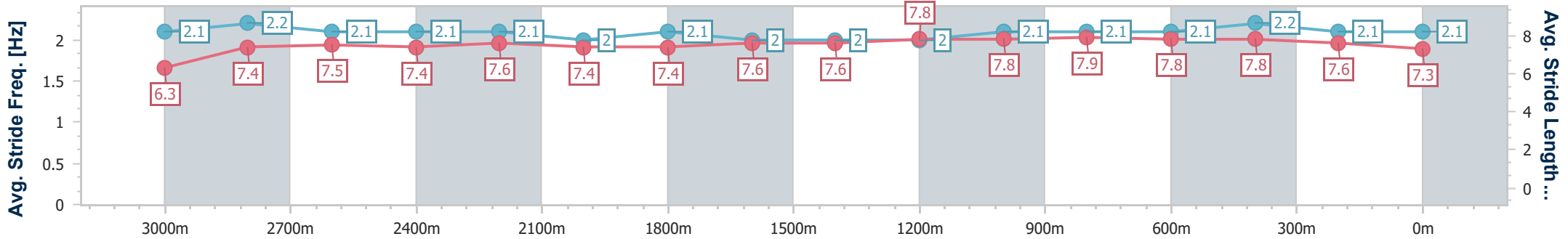
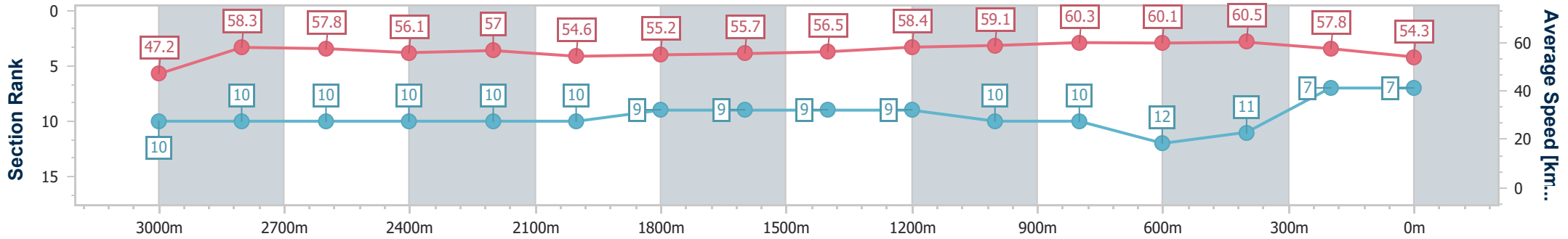
10 June 2023 - 13:29

Track Rating: Good 4, Weather: Fine, Rail Position: +4m Entire Course



BRISBANE RACING CLUB

Section	2600m	2400m	2200m	2000m	1800m	1600m	1400m	1200m	1000m	800m	600m	400m	200m
Section Times	2:44.37 [10] (0:12.81)	2:31.56 [10] (0:12.61)	2:18.95 [10] (0:13.21)	2:05.74 [10] (0:13.09)	1:52.65 [9] (0:13.04)	1:39.61 [9] (0:12.92)	1:26.69 [9] (0:12.37)	1:14.32 [9] (0:12.20)	1:02.12 [10] (0:12.16)	0:49.96 [10] (0:12.16)	0:37.80 [12] (0:12.06)	0:25.74 [11] (0:12.45)	0:13.29 [7] (0:13.29)
Average Speed [km/h]	56.1	57.0	54.6	55.2	55.7	56.5	58.4	59.1	60.3	60.1	60.5	57.8	54.3
Top Speed [km/h]	57.2	57.7	55.5	57.5	57.5	57.3	59.2	59.8	62.3	61.1	62.0	59.5	55.9
Avg. Dist. to Rail [m]	0.4	0.7	1.7	0.8	1.6	3.5	3.3	3.6	3.6	3.4	2.4	4.5	4.4
Avg. Stride Freq. [Hz]	2.1	2.1	2.0	2.1	2.0	2.0	2.0	2.1	2.1	2.1	2.2	2.1	2.1
Avg. Stride Length [m]	7.4	7.6	7.4	7.4	7.6	7.6	7.8	7.8	7.9	7.8	7.8	7.6	7.3



- [] Ranking at each section and finish
- .-.- No data available at this section
- NA No data available



Horse/Jockey Name	Platinum Invador
Final Rank	8
Fastest Section Time (Section)	0:12.00 (1000m)
Top Speed [km/h] (Section)	62.1 (1000m)
Race State	Finished



Eagle Farm QLD Professional

Race 4: XXXX BRISBANE CUP - 3200m

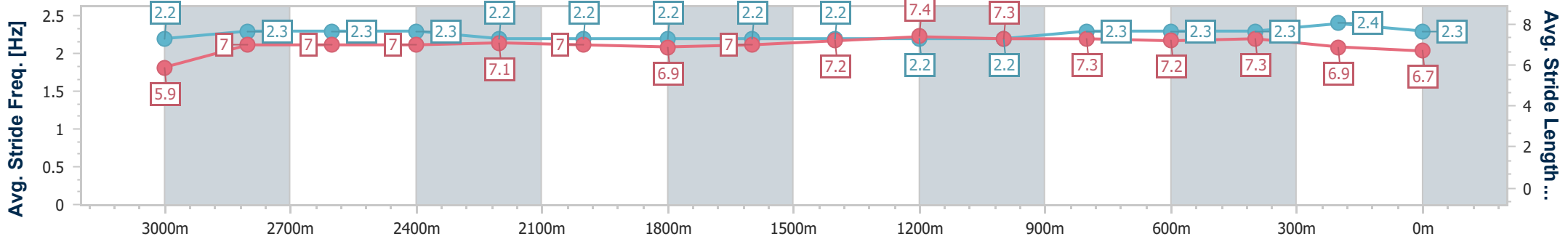
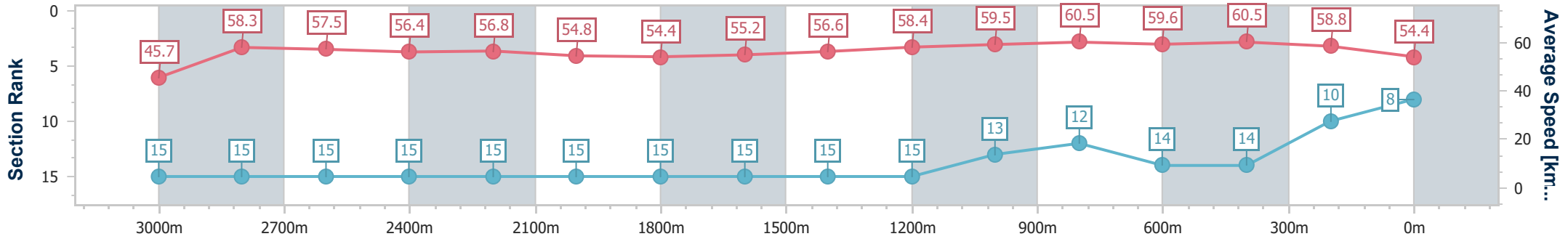
10 June 2023 - 13:29

Track Rating: Good 4, Weather: Fine, Rail Position: +4m Entire Course



BRISBANE RACING CLUB

Section	2600m	2400m	2200m	2000m	1800m	1600m	1400m	1200m	1000m	800m	600m	400m	200m
Section Times	2:43.87 [15] (0:12.74)	2:31.13 [15] (0:12.67)	2:18.46 [15] (0:13.14)	2:05.32 [15] (0:13.18)	1:52.14 [15] (0:13.07)	1:39.07 [15] (0:12.81)	1:26.26 [15] (0:12.36)	1:13.90 [15] (0:12.12)	1:01.78 [13] (0:12.00)	0:49.78 [12] (0:12.15)	0:37.63 [14] (0:12.09)	0:25.54 [14] (0:12.27)	0:13.27 [10] (0:13.27)
Average Speed [km/h]	56.4	56.8	54.8	54.4	55.2	56.6	58.4	59.5	60.5	59.6	60.5	58.8	54.4
Top Speed [km/h]	58.1	57.6	55.6	57.9	57.8	57.4	59.3	61.5	62.1	61.1	61.9	59.9	57.1
Avg. Dist. to Rail [m]	0.6	0.5	0.7	1.0	0.5	1.7	2.3	2.6	1.4	1.3	3.5	8.1	6.7
Avg. Stride Freq. [Hz]	2.3	2.2	2.2	2.2	2.2	2.2	2.2	2.2	2.3	2.3	2.3	2.4	2.3
Avg. Stride Length [m]	7.0	7.1	7.0	6.9	7.0	7.2	7.4	7.3	7.3	7.2	7.3	6.9	6.7



- [] Ranking at each section and finish
- .-.- No data available at this section
- NA No data available



Horse/Jockey Name	Outlandos
Final Rank	9
Fastest Section Time (Section)	0:12.07 (1200m)
Top Speed [km/h] (Section)	62.0 (1000m)
Race State	Finished



Eagle Farm QLD Professional

Race 4: XXXX BRISBANE CUP - 3200m

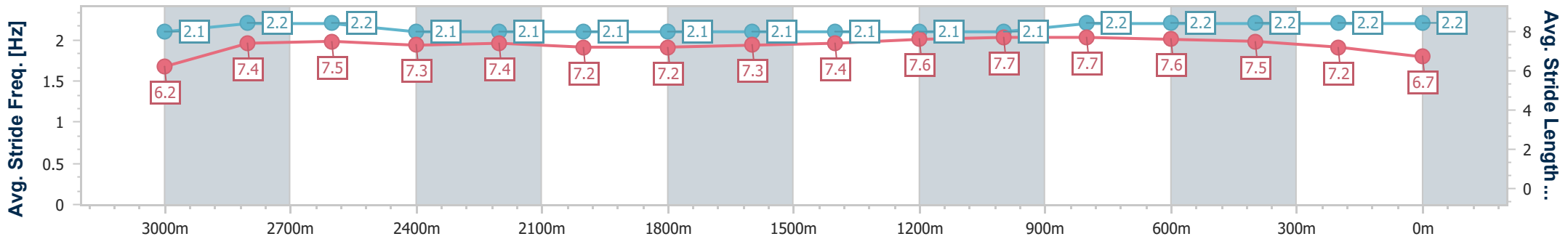
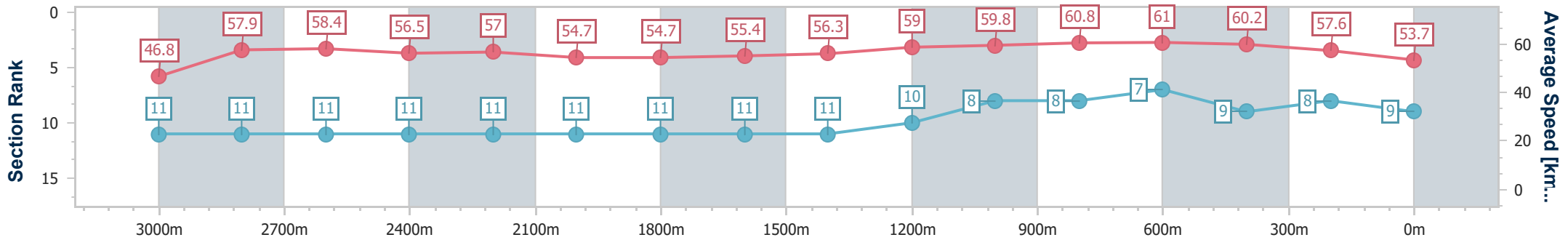
10 June 2023 - 13:29

Track Rating: Good 4, Weather: Fine, Rail Position: +4m Entire Course



BRISBANE RACING CLUB

Section	2600m	2400m	2200m	2000m	1800m	1600m	1400m	1200m	1000m	800m	600m	400m	200m
Section Times	2:44.52 [11] (0:12.84)	2:31.68 [11] (0:12.63)	2:19.05 [11] (0:13.17)	2:05.88 [11] (0:13.24)	1:52.64 [11] (0:13.04)	1:39.60 [11] (0:12.89)	1:26.71 [11] (0:12.23)	1:14.48 [10] (0:12.07)	1:02.41 [8] (0:12.12)	0:50.29 [8] (0:12.11)	0:38.18 [7] (0:12.20)	0:25.98 [9] (0:12.51)	0:13.47 [8] (0:13.47)
Average Speed [km/h]	56.5	57.0	54.7	54.7	55.4	56.3	59.0	59.8	60.8	61.0	60.2	57.6	53.7
Top Speed [km/h]	58.2	57.6	56.0	56.5	56.7	57.8	59.7	60.5	62.0	61.8	61.1	59.7	55.9
Avg. Dist. to Rail [m]	2.4	2.4	1.7	0.9	0.8	1.8	2.7	3.9	4.7	5.6	4.1	7.1	7.3
Avg. Stride Freq. [Hz]	2.1	2.1	2.1	2.1	2.1	2.1	2.1	2.1	2.2	2.2	2.2	2.2	2.2
Avg. Stride Length [m]	7.3	7.4	7.2	7.2	7.3	7.4	7.6	7.7	7.7	7.6	7.5	7.2	6.7



- [] Ranking at each section and finish
- .-.- No data available at this section
- NA No data available



Horse/Jockey Name	Long Arm
Final Rank	10
Fastest Section Time (Section)	0:12.12 (3000m)
Top Speed [km/h] (Section)	61.0 (3000m)
Race State	Finished



Eagle Farm QLD Professional

Race 4: XXXX BRISBANE CUP - 3200m

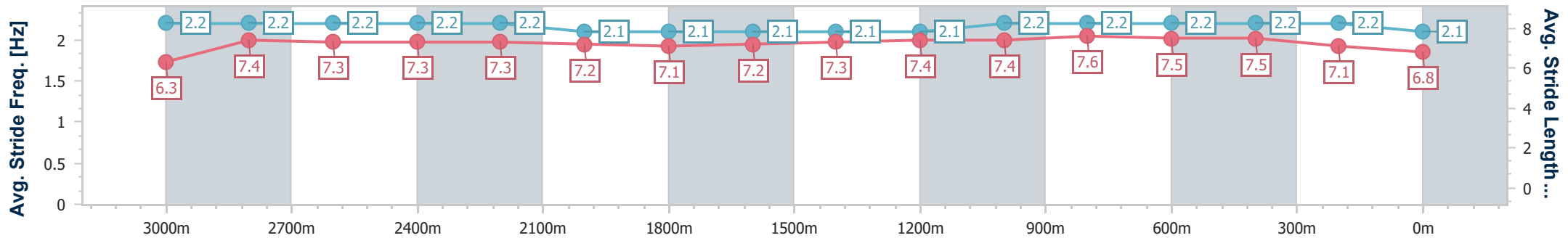
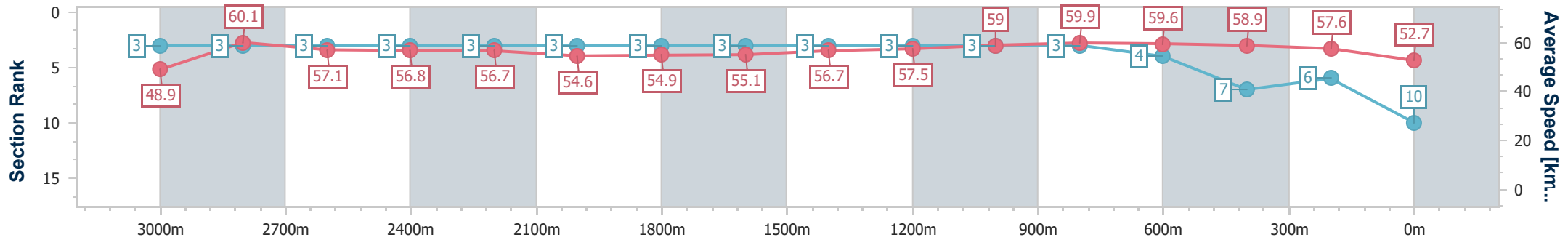
10 June 2023 - 13:29

Track Rating: Good 4, Weather: Fine, Rail Position: +4m Entire Course



BRISBANE RACING CLUB

Section	2600m	2400m	2200m	2000m	1800m	1600m	1400m	1200m	1000m	800m	600m	400m	200m
Section Times	2:45.35 [3] (0:12.73)	2:32.62 [3] (0:12.68)	2:19.94 [3] (0:13.18)	2:06.76 [3] (0:13.09)	1:53.67 [3] (0:13.20)	1:40.47 [3] (0:12.88)	1:27.59 [3] (0:12.55)	1:15.04 [3] (0:12.21)	1:02.83 [3] (0:12.15)	0:50.68 [3] (0:12.16)	0:38.52 [4] (0:12.31)	0:26.21 [7] (0:12.50)	0:13.71 [6] (0:13.71)
Average Speed [km/h]	56.8	56.7	54.6	54.9	55.1	56.7	57.5	59.0	59.9	59.6	58.9	57.6	52.7
Top Speed [km/h]	57.6	58.0	55.9	55.3	55.8	57.7	58.1	60.0	60.6	60.0	60.0	59.9	55.0
Avg. Dist. to Rail [m]	1.1	0.9	0.2	1.1	1.8	4.4	3.3	3.0	2.3	1.2	1.6	4.0	3.8
Avg. Stride Freq. [Hz]	2.2	2.2	2.1	2.1	2.1	2.1	2.1	2.2	2.2	2.2	2.2	2.2	2.1
Avg. Stride Length [m]	7.3	7.3	7.2	7.1	7.2	7.3	7.4	7.4	7.6	7.5	7.5	7.1	6.8



- [] Ranking at each section and finish
- .-.- No data available at this section
- NA No data available



Horse/Jockey Name	Tappy's Lad
Final Rank	11
Fastest Section Time (Section)	0:12.18 (1000m)
Top Speed [km/h] (Section)	61.6 (1000m)
Race State	Finished



Eagle Farm QLD Professional

Race 4: XXXX BRISBANE CUP - 3200m

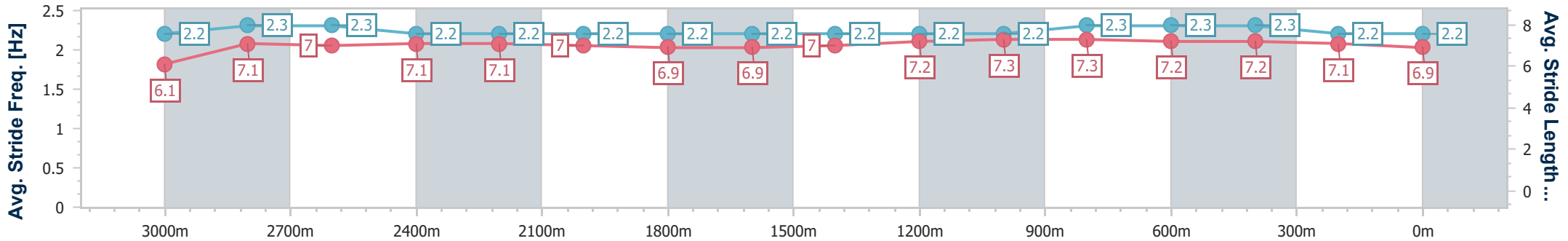
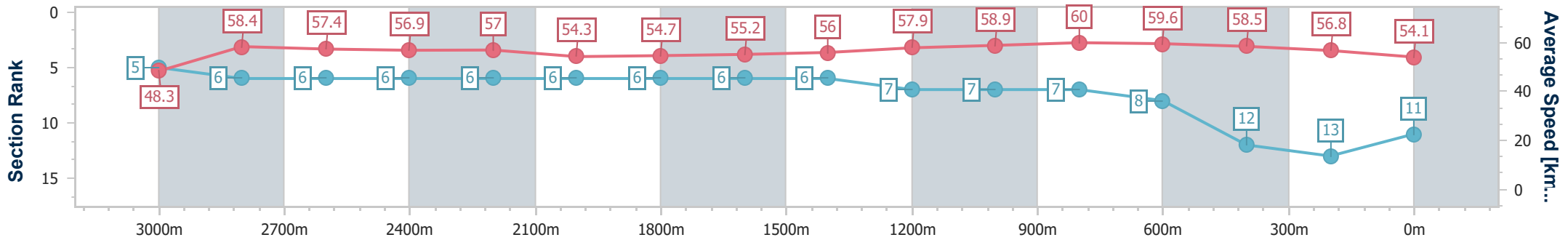
10 June 2023 - 13:29

Track Rating: Good 4, Weather: Fine, Rail Position: +4m Entire Course



BRISBANE RACING CLUB

Section	2600m	2400m	2200m	2000m	1800m	1600m	1400m	1200m	1000m	800m	600m	400m	200m
Section Times	2:45.02 [6] (0:12.61)	2:32.41 [6] (0:12.64)	2:19.77 [6] (0:13.25)	2:06.52 [6] (0:13.19)	1:53.33 [6] (0:13.06)	1:40.27 [6] (0:12.90)	1:27.37 [6] (0:12.45)	1:14.92 [7] (0:12.24)	1:02.68 [7] (0:12.18)	0:50.50 [7] (0:12.18)	0:38.32 [8] (0:12.30)	0:26.02 [12] (0:12.66)	0:13.36 [13] (0:13.36)
Average Speed [km/h]	56.9	57.0	54.3	54.7	55.2	56.0	57.9	58.9	60.0	59.6	58.5	56.8	54.1
Top Speed [km/h]	58.1	57.7	55.8	55.9	55.8	57.7	58.9	60.7	61.6	60.4	59.4	58.3	54.9
Avg. Dist. to Rail [m]	1.0	1.0	0.5	0.5	0.4	0.7	2.0	3.0	3.0	1.8	0.4	0.5	0.2
Avg. Stride Freq. [Hz]	2.2	2.2	2.2	2.2	2.2	2.2	2.2	2.2	2.3	2.3	2.3	2.2	2.2
Avg. Stride Length [m]	7.1	7.1	7.0	6.9	6.9	7.0	7.2	7.3	7.3	7.2	7.2	7.1	6.9



- [] Ranking at each section and finish
- .-.- No data available at this section
- NA No data available



Horse/Jockey Name	Southern Stock
Final Rank	12
Fastest Section Time (Section)	0:11.96 (800m)
Top Speed [km/h] (Section)	62.6 (1000m)
Race State	Finished



Eagle Farm QLD Professional

Race 4: XXXX BRISBANE CUP - 3200m

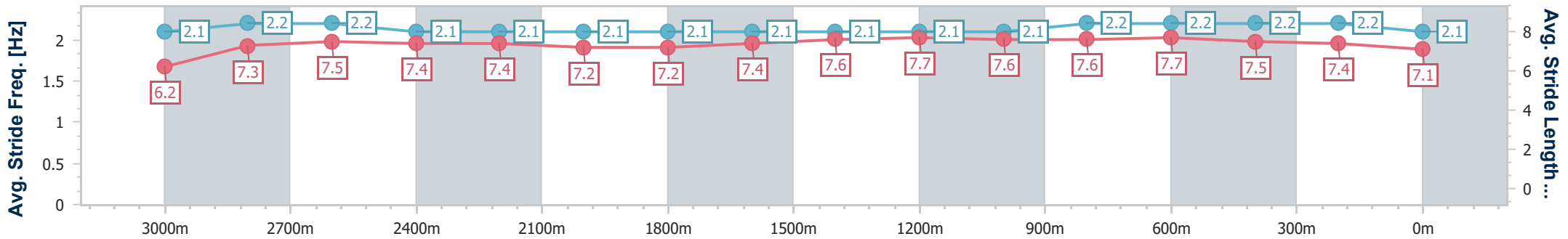
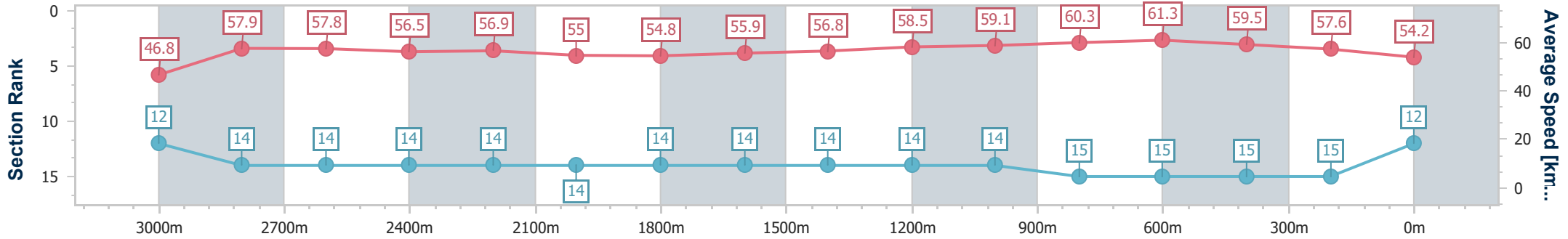
10 June 2023 - 13:29

Track Rating: Good 4, Weather: Fine, Rail Position: +4m Entire Course



BRISBANE RACING CLUB

Section	2600m	2400m	2200m	2000m	1800m	1600m	1400m	1200m	1000m	800m	600m	400m	200m
Section Times	2:44.59 [14] (0:12.77)	2:31.82 [14] (0:12.65)	2:19.17 [14] (0:13.09)	2:06.08 [14] (0:13.21)	1:52.87 [14] (0:13.06)	1:39.81 [14] (0:12.82)	1:26.99 [14] (0:12.37)	1:14.62 [14] (0:12.23)	1:02.39 [14] (0:12.18)	0:50.21 [15] (0:11.96)	0:38.25 [15] (0:12.42)	0:25.83 [15] (0:12.49)	0:13.34 [15] (0:13.34)
Average Speed [km/h]	56.5	56.9	55.0	54.8	55.9	56.8	58.5	59.1	60.3	61.3	59.5	57.6	54.2
Top Speed [km/h]	58.4	57.3	56.2	57.7	57.7	57.5	59.2	60.5	62.6	62.5	60.7	59.5	56.0
Avg. Dist. to Rail [m]	1.1	1.2	0.4	1.2	2.6	3.4	3.9	5.0	3.9	4.0	5.2	7.3	6.5
Avg. Stride Freq. [Hz]	2.1	2.1	2.1	2.1	2.1	2.1	2.1	2.1	2.2	2.2	2.2	2.2	2.1
Avg. Stride Length [m]	7.4	7.4	7.2	7.2	7.4	7.6	7.7	7.6	7.6	7.7	7.5	7.4	7.1



- [] Ranking at each section and finish
- .-.- No data available at this section
- NA No data available



Horse/Jockey Name	Nerve Not Verve
Final Rank	13
Fastest Section Time (Section)	0:12.05 (3000m)
Top Speed [km/h] (Section)	62.8 (3000m)
Race State	Finished



Eagle Farm QLD Professional

Race 4: XXXX BRISBANE CUP - 3200m

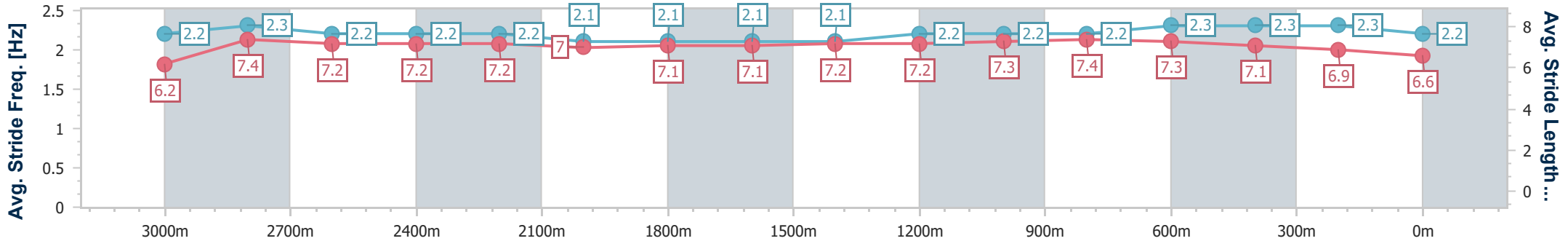
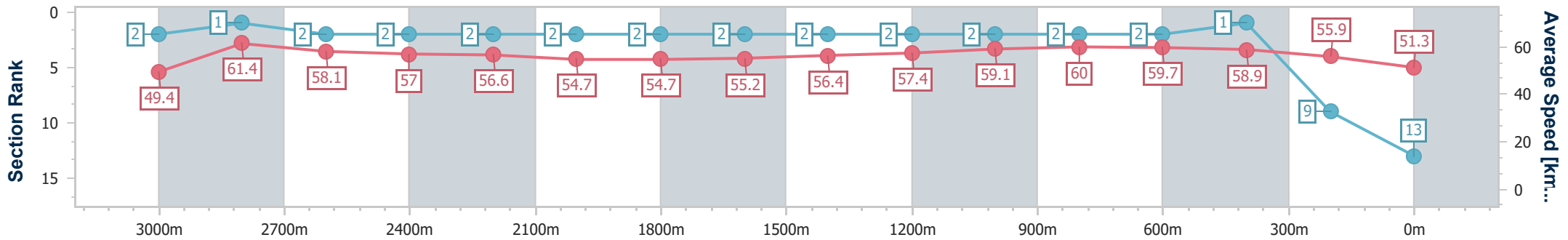
10 June 2023 - 13:29

Track Rating: Good 4, Weather: Fine, Rail Position: +4m Entire Course



BRISBANE RACING CLUB

Section	2600m	2400m	2200m	2000m	1800m	1600m	1400m	1200m	1000m	800m	600m	400m	200m
Section Times	2:46.18 [2] (0:12.67)	2:33.51 [2] (0:12.70)	2:20.81 [2] (0:13.18)	2:07.63 [2] (0:13.17)	1:54.46 [2] (0:13.19)	1:41.27 [2] (0:12.91)	1:28.36 [2] (0:12.56)	1:15.80 [2] (0:12.22)	1:03.58 [2] (0:12.17)	0:51.41 [2] (0:12.15)	0:39.26 [2] (0:12.29)	0:26.97 [1] (0:12.90)	0:14.07 [9] (0:14.07)
Average Speed [km/h]	57.0	56.6	54.7	54.7	55.2	56.4	57.4	59.1	60.0	59.7	58.9	55.9	51.3
Top Speed [km/h]	57.8	57.5	55.6	55.5	55.6	57.4	57.9	60.0	60.5	60.3	59.6	58.3	53.4
Avg. Dist. to Rail [m]	0.8	0.9	0.2	0.9	2.2	3.0	3.1	3.4	2.6	1.8	1.2	2.1	0.6
Avg. Stride Freq. [Hz]	2.2	2.2	2.1	2.1	2.1	2.1	2.2	2.2	2.2	2.3	2.3	2.3	2.2
Avg. Stride Length [m]	7.2	7.2	7.0	7.1	7.1	7.2	7.2	7.3	7.4	7.3	7.1	6.9	6.6



- [] Ranking at each section and finish
- .-.- No data available at this section
- NA No data available



Horse/Jockey Name	Teofilo Star
Final Rank	14
Fastest Section Time (Section)	0:12.11 (3000m)
Top Speed [km/h] (Section)	60.5 (800m)
Race State	Finished



Eagle Farm QLD Professional

Race 4: XXXX BRISBANE CUP - 3200m

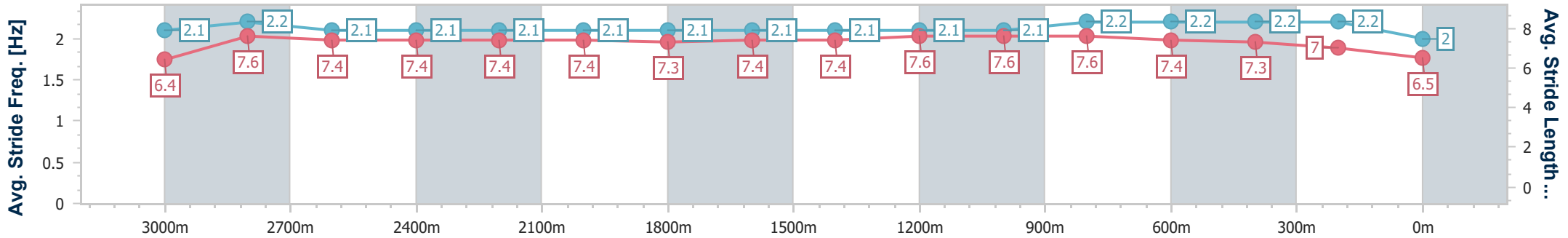
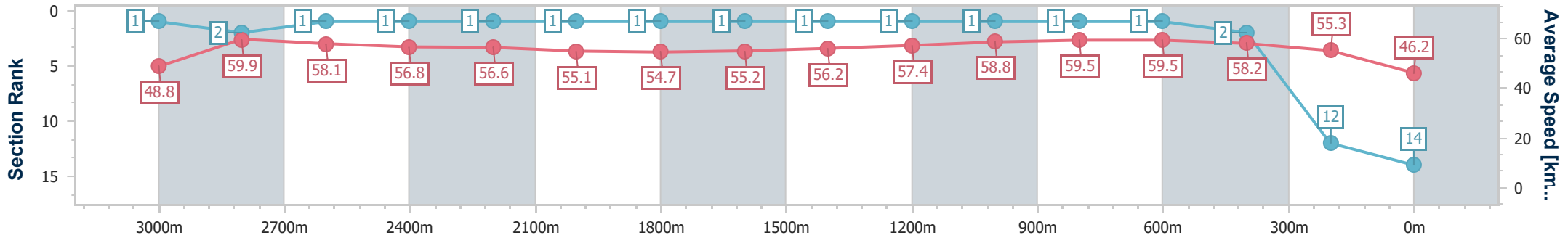
10 June 2023 - 13:29

Track Rating: Good 4, Weather: Fine, Rail Position: +4m Entire Course



BRISBANE RACING CLUB

Section	2600m	2400m	2200m	2000m	1800m	1600m	1400m	1200m	1000m	800m	600m	400m	200m
Section Times	2:47.87 [1] (0:12.66)	2:35.21 [1] (0:12.72)	2:22.49 [1] (0:13.07)	2:09.42 [1] (0:13.21)	1:56.21 [1] (0:13.07)	1:43.14 [1] (0:12.84)	1:30.30 [1] (0:12.56)	1:17.74 [1] (0:12.26)	1:05.48 [1] (0:12.21)	0:53.27 [1] (0:12.28)	0:40.99 [1] (0:12.36)	0:28.63 [2] (0:13.01)	0:15.62 [12] (0:15.62)
Average Speed [km/h]	56.8	56.6	55.1	54.7	55.2	56.2	57.4	58.8	59.5	59.5	58.2	55.3	46.2
Top Speed [km/h]	57.3	57.3	56.0	55.9	55.9	57.1	57.8	59.6	59.8	60.5	59.2	57.7	52.1
Avg. Dist. to Rail [m]	0.3	0.2	0.5	0.5	0.3	0.8	0.8	1.2	2.0	3.0	0.8	1.1	0.8
Avg. Stride Freq. [Hz]	2.1	2.1	2.1	2.1	2.1	2.1	2.1	2.1	2.2	2.2	2.2	2.2	2.0
Avg. Stride Length [m]	7.4	7.4	7.4	7.3	7.4	7.4	7.4	7.6	7.6	7.6	7.4	7.3	6.5



- [] Ranking at each section and finish
- .-.- No data available at this section
- NA No data available



Horse/Jockey Name	Credit Crunch
Final Rank	15
Fastest Section Time (Section)	0:12.13 (1000m)
Top Speed [km/h] (Section)	62.0 (1000m)
Race State	Finished



Eagle Farm QLD Professional

Race 4: XXXX BRISBANE CUP - 3200m

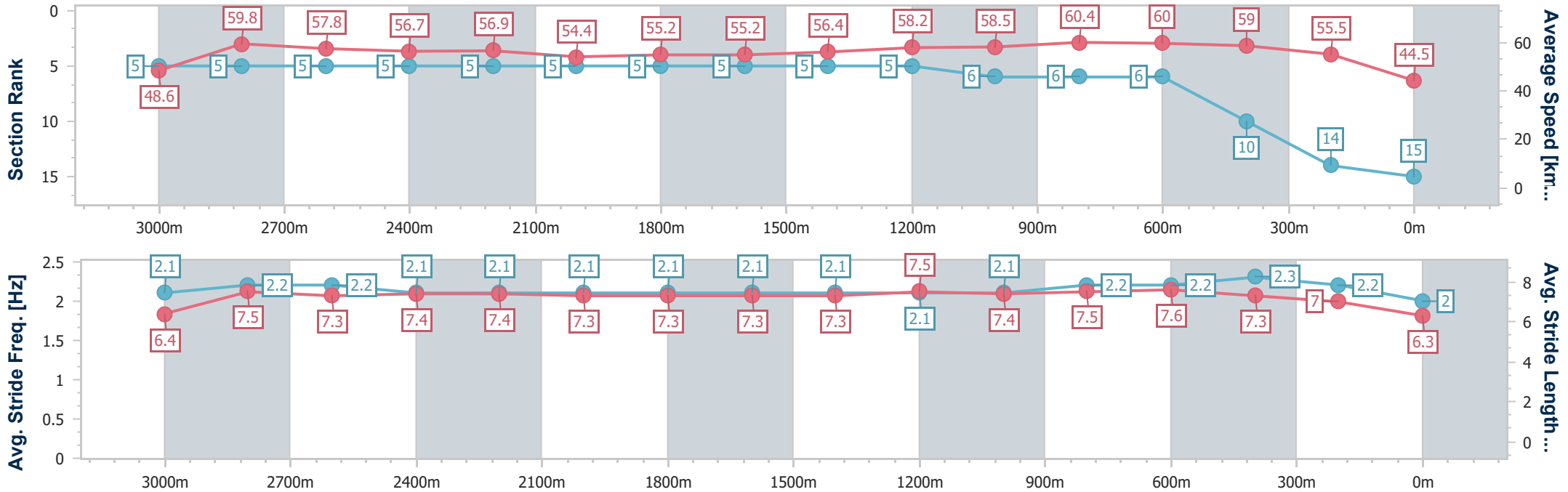
10 June 2023 - 13:29

Track Rating: Good 4, Weather: Fine, Rail Position: +4m Entire Course



BRISBANE RACING CLUB

Section	2600m	2400m	2200m	2000m	1800m	1600m	1400m	1200m	1000m	800m	600m	400m	200m
Section Times	2:48.35 [5] (0:12.75)	2:35.60 [5] (0:12.65)	2:22.95 [5] (0:13.25)	2:09.70 [5] (0:13.13)	1:56.57 [5] (0:13.19)	1:43.38 [5] (0:12.86)	1:30.52 [5] (0:12.42)	1:18.10 [5] (0:12.32)	1:05.78 [6] (0:12.13)	0:53.65 [6] (0:12.14)	0:41.51 [6] (0:12.34)	0:29.17 [10] (0:12.99)	0:16.18 [14] (0:16.18)
Average Speed [km/h]	56.7	56.9	54.4	55.2	55.2	56.4	58.2	58.5	60.4	60.0	59.0	55.5	44.5
Top Speed [km/h]	57.5	57.8	55.7	56.3	55.7	57.3	58.8	59.5	62.0	61.1	60.3	57.4	51.8
Avg. Dist. to Rail [m]	1.3	1.2	1.3	1.3	2.2	2.5	3.1	3.7	3.5	2.6	2.3	5.5	4.0
Avg. Stride Freq. [Hz]	2.1	2.1	2.1	2.1	2.1	2.1	2.1	2.1	2.2	2.2	2.3	2.2	2.0
Avg. Stride Length [m]	7.4	7.4	7.3	7.3	7.3	7.3	7.3	7.5	7.4	7.5	7.6	7.3	6.3



- [] Ranking at each section and finish
- .-.- No data available at this section
- NA No data available