



Eagle Farm QLD Professional

Race 2: ASCOT GREEN GUNSYND CLASSIC - 1600m

10 June 2023 - 12:19



BRISBANE
RACING CLUB

Track Rating: Good 4, Weather: Fine, Rail Position: +4m Entire Course

Section														
Field Times	Overall	1400m	1200m	1000m	800m	600m	400m	Last 600m						
	1:36.52 (0:13.31)	1:23.21 (0:11.05)	1:12.16 (0:11.76)	1:00.40 (0:12.48)	0:47.92 (0:12.69)	0:35.23 (0:12.31)	0:22.92 (0:11.02)	0:35.23						
Rank	TAB	Horse/Jockey	Barrier	Top Speed [km/h]	Fastest Section								Distance Travelled [m]	
1	4	REDIENER James McDonald	4	66.4 1400m	0:11.04 400m	1:36.52 [1] (0:13.55)	1:22.97 [3] (0:11.23)	1:11.74 [3] (0:11.76)	0:59.98 [3] (0:12.33)	0:47.65 [3] (0:12.57)	0:35.08 [3] (0:12.16)	0:22.92 [1] (0:11.04)	0:35.08	
2	1	YELLOW BRICK Ben Thompson	3	65.8 400m	0:11.07 400m	1:36.55 [2] (0:13.87)	1:22.68 [5] (0:11.45)	1:11.23 [6] (0:11.79)	0:59.44 [6] (0:12.37)	0:47.07 [7] (0:12.37)	0:34.70 [7] (0:11.94)	0:22.76 [6] (0:11.07)	0:34.70	+0
3	2	SOOTHSAYER Boris Thornton	5	66.9 400m	0:10.86 400m	1:36.57 [3] (0:13.75)	1:22.82 [4] (0:11.43)	1:11.39 [4] (0:11.73)	0:59.66 [5] (0:12.38)	0:47.28 [5] (0:12.48)	0:34.80 [5] (0:11.99)	0:22.81 [4] (0:10.86)	0:34.80	+1
4	5	BROOKHAVEN Martin Harley	10	65.5 400m	0:11.17 400m	1:36.95 [4] (0:14.31)	1:22.64 [8] (0:11.47)	1:11.17 [9] (0:11.69)	0:59.48 [9] (0:12.13)	0:47.35 [8] (0:12.37)	0:34.98 [8] (0:11.91)	0:23.07 [7] (0:11.17)	0:34.98	-3
5	3	SANDPAPER Nash Rawiller	9	66.0 400m	0:11.08 400m	1:36.98 [5] (0:14.11)	1:22.87 [7] (0:11.49)	1:11.38 [7] (0:11.83)	0:59.55 [8] (0:12.27)	0:47.28 [9] (0:12.39)	0:34.89 [9] (0:11.95)	0:22.94 [9] (0:11.08)	0:34.89	+1
6	8	END ASSEMBLY James Orman	8	67.3 Overall	0:11.19 1400m	1:37.03 [6] (0:13.44)	1:23.59 [2] (0:11.19)	1:12.40 [2] (0:11.71)	1:00.69 [2] (0:12.31)	0:48.38 [2] (0:12.71)	0:35.67 [2] (0:12.28)	0:23.39 [2] (0:11.27)	0:35.67	-2
7	7	THE RACKETEER Jason Collett	6	68.5 Overall	0:11.05 1400m	1:37.54 [7] (0:13.31)	1:24.23 [1] (0:11.05)	1:13.18 [1] (0:11.76)	1:01.42 [1] (0:12.48)	0:48.94 [1] (0:12.69)	0:36.25 [1] (0:12.42)	0:23.83 [3] (0:11.48)	0:36.25	-1
8	6	PAIENBARA Justin Huxtable	2	66.9 400m	0:11.00 400m	1:37.54 [8] (0:14.34)	1:23.20 [9] (0:11.38)	1:11.82 [8] (0:11.54)	1:00.28 [7] (0:12.17)	0:48.11 [6] (0:12.40)	0:35.71 [6] (0:12.05)	0:23.66 [7] (0:11.00)	0:35.71	-6
9	10	BETTCHA THE CROWN Damien Thornton	1	65.9 1400m	0:11.23 1400m	1:37.81 [9] (0:14.08)	1:23.73 [6] (0:11.23)	1:12.50 [5] (0:11.48)	1:01.02 [4] (0:12.23)	0:48.79 [4] (0:12.50)	0:36.29 [4] (0:12.25)	0:24.04 [5] (0:11.43)	0:36.29	-4

Scratched: Houston Rocket (#9), Resistible (#11)

[] Ranking at each section and finish
 -:-:- No data available at this section
 NA No data available

SCN Saddle cloth number
 DNF Did not finish
 DNT Did not track



Eagle Farm QLD Professional

Race 2: ASCOT GREEN GUNSYND CLASSIC - 1600m

10 June 2023 - 12:19



Track Rating: Good 4, Weather: Fine, Rail Position: +4m Entire Course

Section							200m			Last 600m
Field Times							0:11.90			0:35.23
Rank	TAB	Horse/Jockey	Barrier	Top Speed [km/h]	Fastest Section	Margin			Distance Travelled [m]	
1	4	REDIENER James McDonald	4	66.4 1400m	0:11.04 400m	0:11.88 [2] (0:11.88)	1:36.52		0:35.08	
2	1	YELLOW BRICK Ben Thompson	3	65.8 400m	0:11.07 400m	0:11.69 [3] (0:11.69)	0.15L		0:34.70 +0	
3	2	SOOTHSAYER Boris Thornton	5	66.9 400m	0:10.86 400m	0:11.95 [1] (0:11.95)	0.27L		0:34.80 +1	
4	5	BROOKHAVEN Martin Harley	10	65.5 400m	0:11.17 400m	0:11.90 [6] (0:11.90)	2.52L		0:34.98 -3	
5	3	SANDPAPER Nash Rawiller	9	66.0 400m	0:11.08 400m	0:11.86 [7] (0:11.86)	2.71L		0:34.89 +1	
6	8	END ASSEMBLY James Orman	8	67.3 Overall	0:11.19 1400m	0:12.12 [5] (0:12.12)	2.98L		0:35.67 -2	
7	7	THE RACKETEER Jason Collett	6	68.5 Overall	0:11.05 1400m	0:12.35 [8] (0:12.35)	5.99L		0:36.25 -1	
8	6	PAIENBARA Justin Huxtable	2	66.9 400m	0:11.00 400m	0:12.66 [4] (0:12.66)	6L		0:35.71 -6	
9	10	BETTCHA THE CROWN Damien Thornton	1	65.9 1400m	0:11.23 1400m	0:12.61 [9] (0:12.61)	7.61L		0:36.29 -4	

Scratched: Houston Rocket (#9), Resistible (#11)



Horse/Jockey Name	Rediener
Final Rank	1
Fastest Section Time (Section)	0:11.04 (400m)
Top Speed [km/h] (Section)	66.4 (1400m)
Race State	Finished



Eagle Farm QLD Professional

Race 2: ASCOT GREEN GUNSYND CLASSIC - 1600m

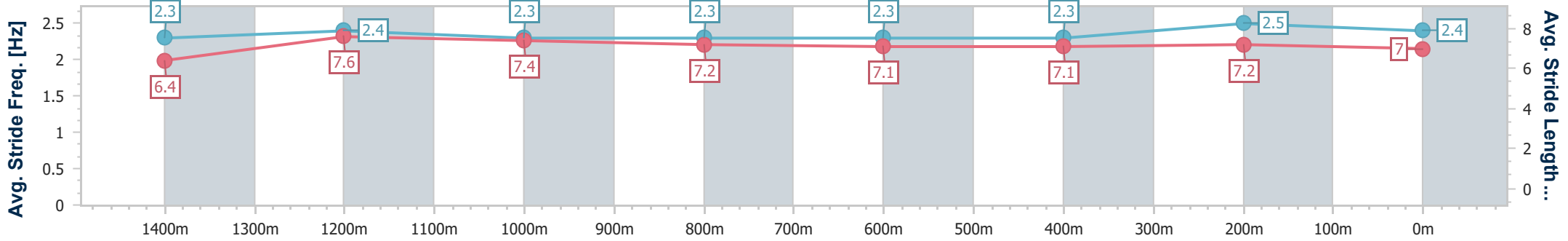
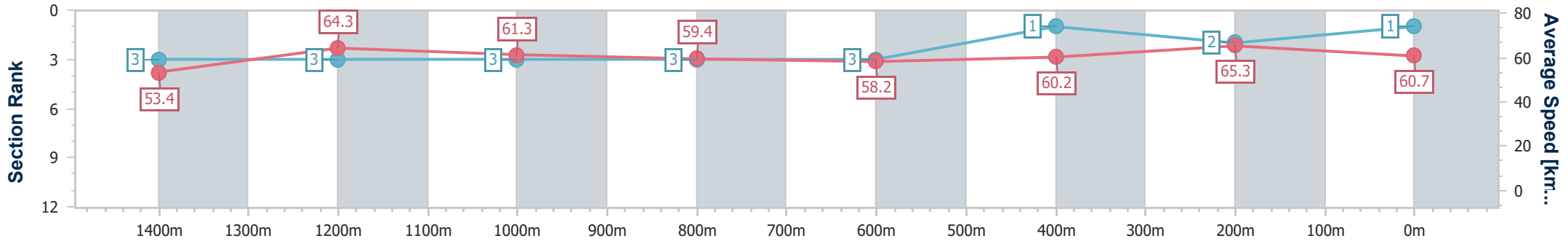
10 June 2023 - 12:19

Track Rating: Good 4, Weather: Fine, Rail Position: +4m Entire Course



BRISBANE RACING CLUB

Section	Overall	1400m	1200m	1000m	800m	600m	400m	200m
Section Times	1:36.52 [1] (0:13.55)	1:22.97 [3] (0:11.23)	1:11.74 [3] (0:11.76)	0:59.98 [3] (0:12.33)	0:47.65 [3] (0:12.57)	0:35.08 [3] (0:12.16)	0:22.92 [1] (0:11.04)	0:11.88 [2] (0:11.88)
Average Speed [km/h]	53.4	64.3	61.3	59.4	58.2	60.2	65.3	60.7
Top Speed [km/h]	66.0	66.4	62.1	59.8	58.9	65.2	66.2	64.1
Avg. Dist. to Rail [m]	7.9	3.6	3.6	3.6	3.4	3.4	4.8	1.3
Avg. Stride Freq. [Hz]	2.3	2.4	2.3	2.3	2.3	2.3	2.5	2.4
Avg. Stride Length [m]	6.4	7.6	7.4	7.2	7.1	7.1	7.2	7.0



- [] Ranking at each section and finish
- .-.- No data available at this section
- NA No data available



Horse/Jockey Name	Yellow Brick
Final Rank	2
Fastest Section Time (Section)	0:11.07 (400m)
Top Speed [km/h] (Section)	65.8 (400m)
Race State	Finished



Eagle Farm QLD Professional

Race 2: ASCOT GREEN GUNSYND CLASSIC - 1600m

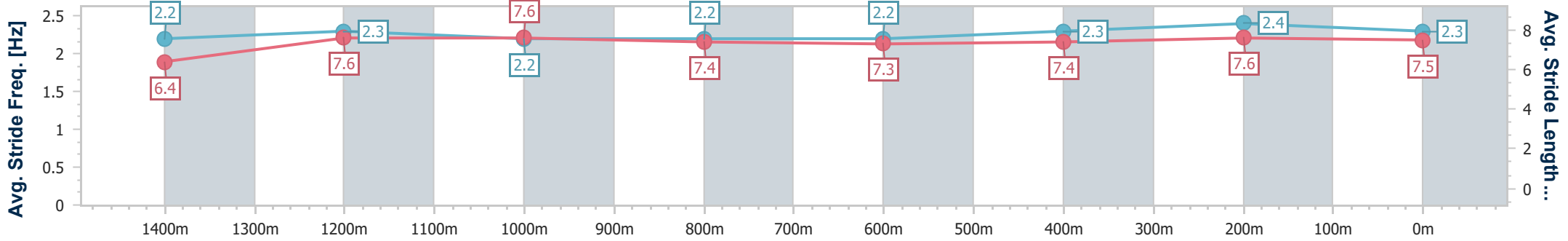
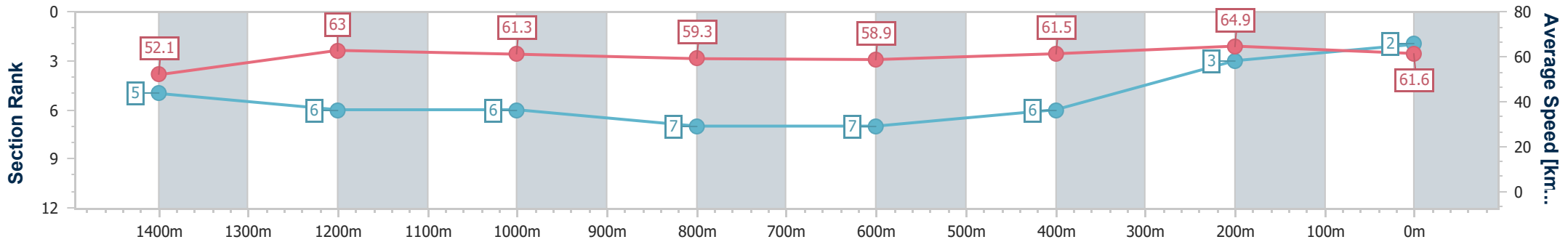
10 June 2023 - 12:19

Track Rating: Good 4, Weather: Fine, Rail Position: +4m Entire Course



BRISBANE RACING CLUB

Section	Overall	1400m	1200m	1000m	800m	600m	400m	200m
Section Times	1:36.55 [2] (0:13.87)	1:22.68 [5] (0:11.45)	1:11.23 [6] (0:11.79)	0:59.44 [6] (0:12.37)	0:47.07 [7] (0:12.37)	0:34.70 [7] (0:11.94)	0:22.76 [6] (0:11.07)	0:11.69 [3] (0:11.69)
Average Speed [km/h]	52.1	63.0	61.3	59.3	58.9	61.5	64.9	61.6
Top Speed [km/h]	64.1	64.0	61.9	60.7	59.4	65.0	65.8	64.1
Avg. Dist. to Rail [m]	6.9	4.4	4.4	3.7	3.0	3.7	5.4	4.2
Avg. Stride Freq. [Hz]	2.2	2.3	2.2	2.2	2.2	2.3	2.4	2.3
Avg. Stride Length [m]	6.4	7.6	7.6	7.4	7.3	7.4	7.6	7.5



- [] Ranking at each section and finish
- .-.- No data available at this section
- NA No data available



Horse/Jockey Name	Soothsayer
Final Rank	3
Fastest Section Time (Section)	0:10.86 (400m)
Top Speed [km/h] (Section)	66.9 (400m)
Race State	Finished



Eagle Farm QLD Professional

Race 2: ASCOT GREEN GUNSYND CLASSIC - 1600m

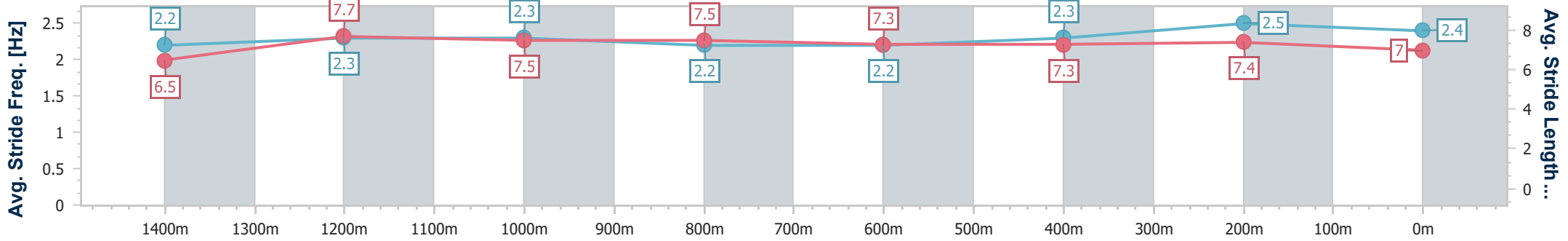
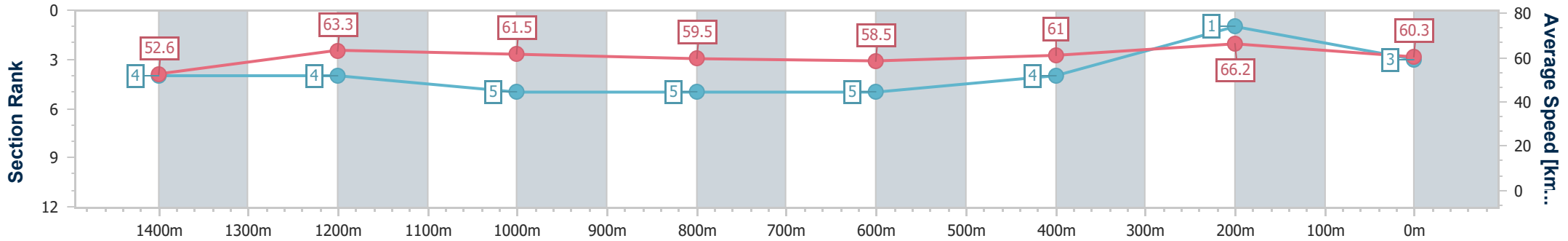
10 June 2023 - 12:19

Track Rating: Good 4, Weather: Fine, Rail Position: +4m Entire Course



BRISBANE RACING CLUB

Section	Overall	1400m	1200m	1000m	800m	600m	400m	200m
Section Times	1:36.57 [3] (0:13.75)	1:22.82 [4] (0:11.43)	1:11.39 [4] (0:11.73)	0:59.66 [5] (0:12.38)	0:47.28 [5] (0:12.48)	0:34.80 [5] (0:11.99)	0:22.81 [4] (0:10.86)	0:11.95 [1] (0:11.95)
Average Speed [km/h]	52.6	63.3	61.5	59.5	58.5	61.0	66.2	60.3
Top Speed [km/h]	64.2	64.7	62.0	60.9	59.2	65.3	66.9	63.9
Avg. Dist. to Rail [m]	8.5	4.8	4.8	4.4	3.1	3.2	4.2	1.8
Avg. Stride Freq. [Hz]	2.2	2.3	2.3	2.2	2.2	2.3	2.5	2.4
Avg. Stride Length [m]	6.5	7.7	7.5	7.5	7.3	7.3	7.4	7.0



- [] Ranking at each section and finish
- .-.- No data available at this section
- NA No data available



Horse/Jockey Name	Brookhaven
Final Rank	4
Fastest Section Time (Section)	0:11.17 (400m)
Top Speed [km/h] (Section)	65.5 (400m)
Race State	Finished



Eagle Farm QLD Professional

Race 2: ASCOT GREEN GUNSYND CLASSIC - 1600m

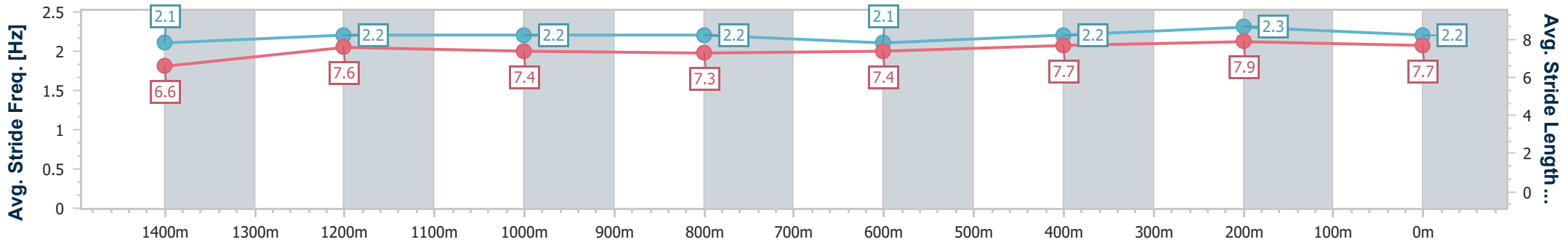
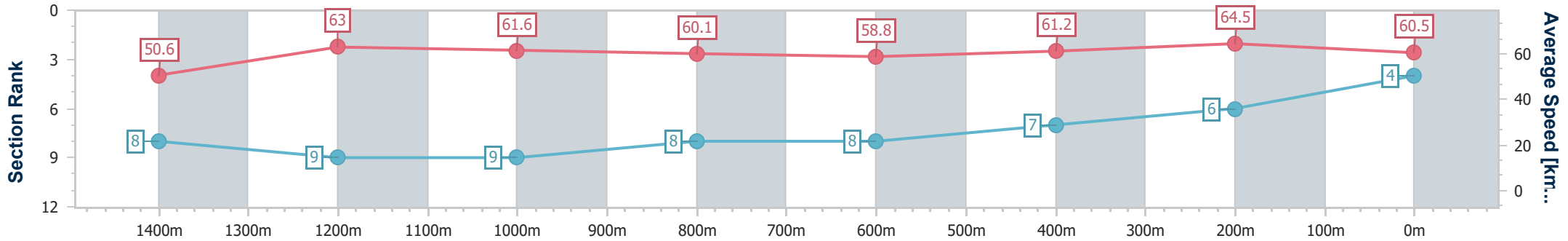
10 June 2023 - 12:19

Track Rating: Good 4, Weather: Fine, Rail Position: +4m Entire Course



BRISBANE RACING CLUB

Section	Overall	1400m	1200m	1000m	800m	600m	400m	200m
Section Times	1:36.95 [4] (0:14.31)	1:22.64 [8] (0:11.47)	1:11.17 [9] (0:11.69)	0:59.48 [9] (0:12.13)	0:47.35 [8] (0:12.37)	0:34.98 [8] (0:11.91)	0:23.07 [7] (0:11.17)	0:11.90 [6] (0:11.90)
Average Speed [km/h]	50.6	63.0	61.6	60.1	58.8	61.2	64.5	60.5
Top Speed [km/h]	65.1	65.1	62.1	61.5	59.7	64.9	65.5	63.1
Avg. Dist. to Rail [m]	10.0	3.7	3.0	2.4	2.0	2.7	3.7	3.3
Avg. Stride Freq. [Hz]	2.1	2.2	2.2	2.2	2.1	2.2	2.3	2.2
Avg. Stride Length [m]	6.6	7.6	7.4	7.3	7.4	7.7	7.9	7.7



- [] Ranking at each section and finish
- .-.- No data available at this section
- NA No data available



Horse/Jockey Name	Sandpaper
Final Rank	5
Fastest Section Time (Section)	0:11.08 (400m)
Top Speed [km/h] (Section)	66.0 (400m)
Race State	Finished



Eagle Farm QLD Professional

Race 2: ASCOT GREEN GUNSYND CLASSIC - 1600m

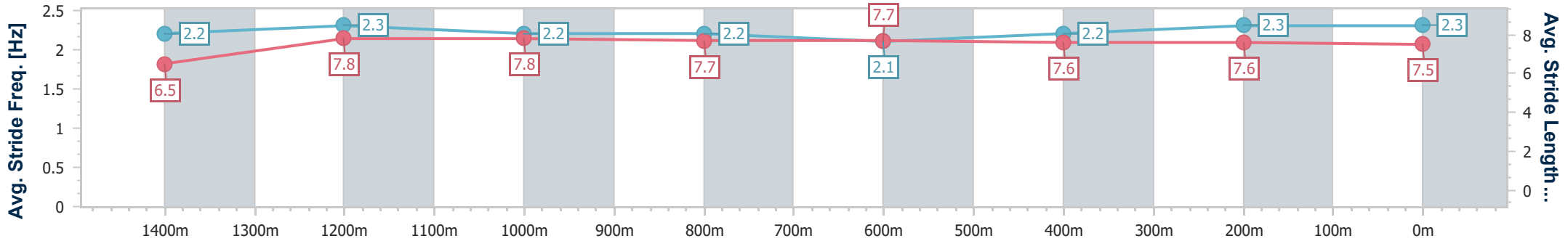
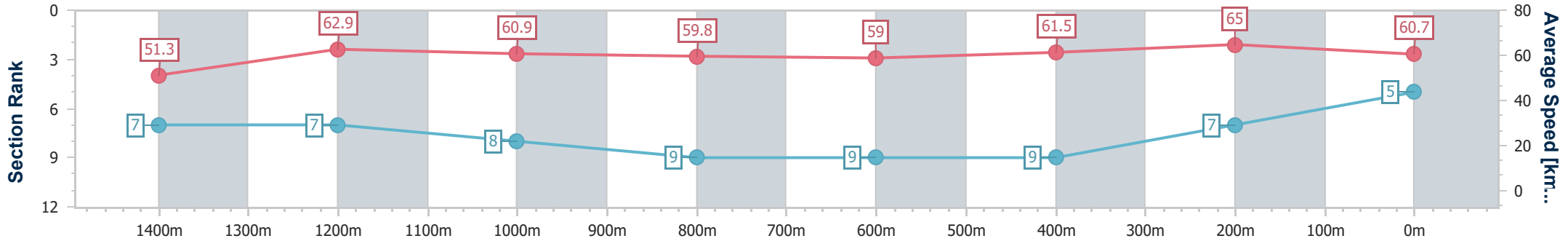
10 June 2023 - 12:19

Track Rating: Good 4, Weather: Fine, Rail Position: +4m Entire Course



BRISBANE RACING CLUB

Section	Overall	1400m	1200m	1000m	800m	600m	400m	200m
Section Times	1:36.98 [5] (0:14.11)	1:22.87 [7] (0:11.49)	1:11.38 [7] (0:11.83)	0:59.55 [8] (0:12.27)	0:47.28 [9] (0:12.39)	0:34.89 [9] (0:11.95)	0:22.94 [9] (0:11.08)	0:11.86 [7] (0:11.86)
Average Speed [km/h]	51.3	62.9	60.9	59.8	59.0	61.5	65.0	60.7
Top Speed [km/h]	64.3	63.7	62.3	61.3	59.7	64.6	66.0	64.2
Avg. Dist. to Rail [m]	9.6	4.0	4.1	3.8	3.4	4.0	5.4	4.3
Avg. Stride Freq. [Hz]	2.2	2.3	2.2	2.2	2.1	2.2	2.3	2.3
Avg. Stride Length [m]	6.5	7.8	7.8	7.7	7.7	7.6	7.6	7.5



- [] Ranking at each section and finish
- .-.- No data available at this section
- NA No data available



Horse/Jockey Name	End Assembly
Final Rank	6
Fastest Section Time (Section)	0:11.19 (1400m)
Top Speed [km/h] (Section)	67.3 (Overall)
Race State	Finished



Eagle Farm QLD Professional

Race 2: ASCOT GREEN GUNSYND CLASSIC - 1600m

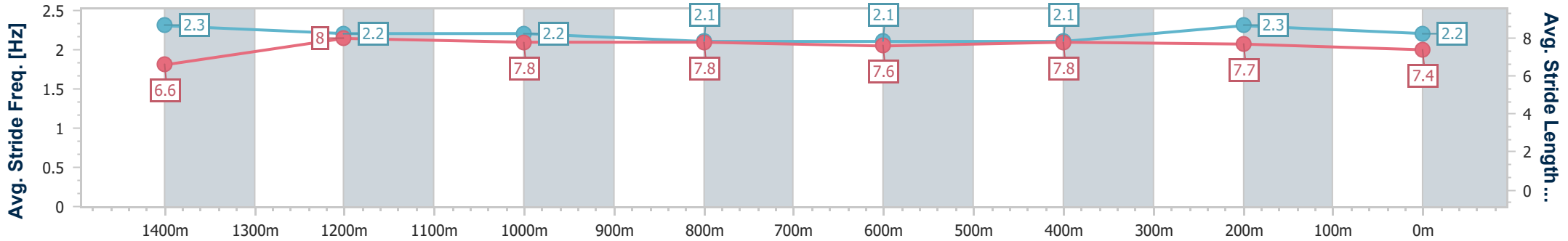
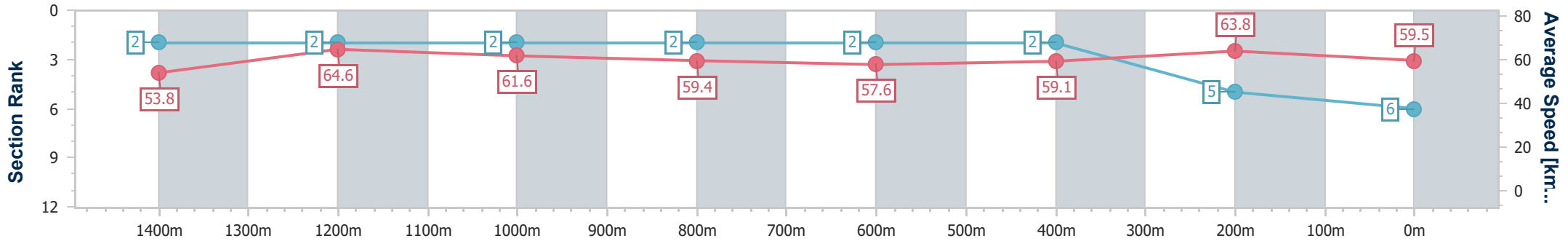
10 June 2023 - 12:19

Track Rating: Good 4, Weather: Fine, Rail Position: +4m Entire Course



BRISBANE RACING CLUB

Section	Overall	1400m	1200m	1000m	800m	600m	400m	200m
Section Times	1:37.03 [6] (0:13.44)	1:23.59 [2] (0:11.19)	1:12.40 [2] (0:11.71)	1:00.69 [2] (0:12.31)	0:48.38 [2] (0:12.71)	0:35.67 [2] (0:12.28)	0:23.39 [2] (0:11.27)	0:12.12 [5] (0:12.12)
Average Speed [km/h]	53.8	64.6	61.6	59.4	57.6	59.1	63.8	59.5
Top Speed [km/h]	67.3	67.2	62.5	60.6	58.6	63.9	65.0	62.4
Avg. Dist. to Rail [m]	10.3	4.4	3.6	3.2	3.5	1.8	2.8	0.4
Avg. Stride Freq. [Hz]	2.3	2.2	2.2	2.1	2.1	2.1	2.3	2.2
Avg. Stride Length [m]	6.6	8.0	7.8	7.8	7.6	7.8	7.7	7.4



- [] Ranking at each section and finish
- .-.- No data available at this section
- NA No data available



Horse/Jockey Name	The Racketeer
Final Rank	7
Fastest Section Time (Section)	0:11.05 (1400m)
Top Speed [km/h] (Section)	68.5 (Overall)
Race State	Finished



Eagle Farm QLD Professional

Race 2: ASCOT GREEN GUNSYND CLASSIC - 1600m

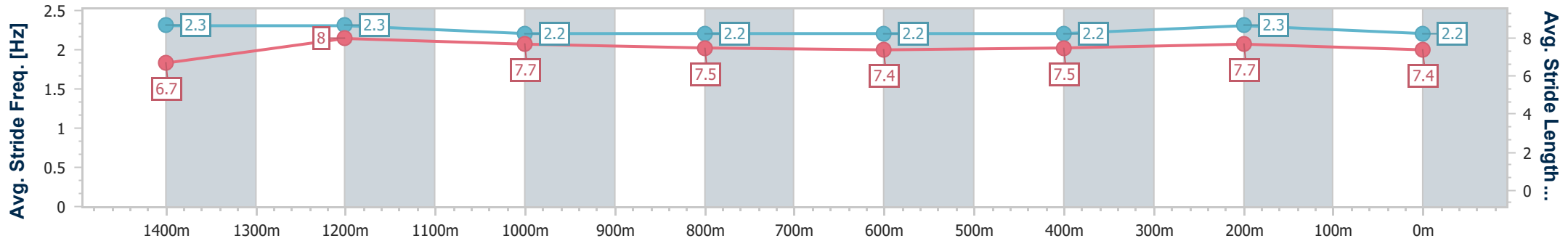
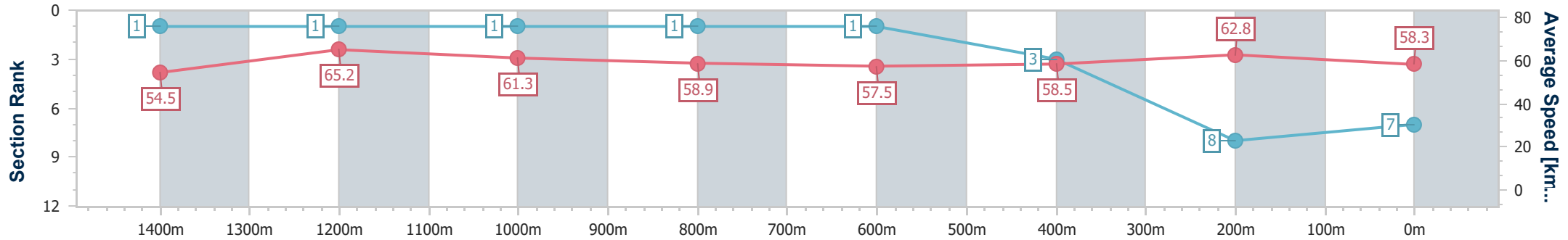
10 June 2023 - 12:19

Track Rating: Good 4, Weather: Fine, Rail Position: +4m Entire Course



BRISBANE RACING CLUB

Section	Overall	1400m	1200m	1000m	800m	600m	400m	200m
Section Times	1:37.54 [7] (0:13.31)	1:24.23 [1] (0:11.05)	1:13.18 [1] (0:11.76)	1:01.42 [1] (0:12.48)	0:48.94 [1] (0:12.69)	0:36.25 [1] (0:12.42)	0:23.83 [3] (0:11.48)	0:12.35 [8] (0:12.35)
Average Speed [km/h]	54.5	65.2	61.3	58.9	57.5	58.5	62.8	58.3
Top Speed [km/h]	68.5	67.9	62.4	60.2	59.1	62.4	64.4	62.1
Avg. Dist. to Rail [m]	9.4	3.6	3.2	4.0	3.2	1.6	2.3	1.0
Avg. Stride Freq. [Hz]	2.3	2.3	2.2	2.2	2.2	2.2	2.3	2.2
Avg. Stride Length [m]	6.7	8.0	7.7	7.5	7.4	7.5	7.7	7.4



- [] Ranking at each section and finish
- .-.- No data available at this section
- NA No data available



Horse/Jockey Name	Paienbara
Final Rank	8
Fastest Section Time (Section)	0:11.00 (400m)
Top Speed [km/h] (Section)	66.9 (400m)
Race State	Finished



Eagle Farm QLD Professional

Race 2: ASCOT GREEN GUNSYND CLASSIC - 1600m

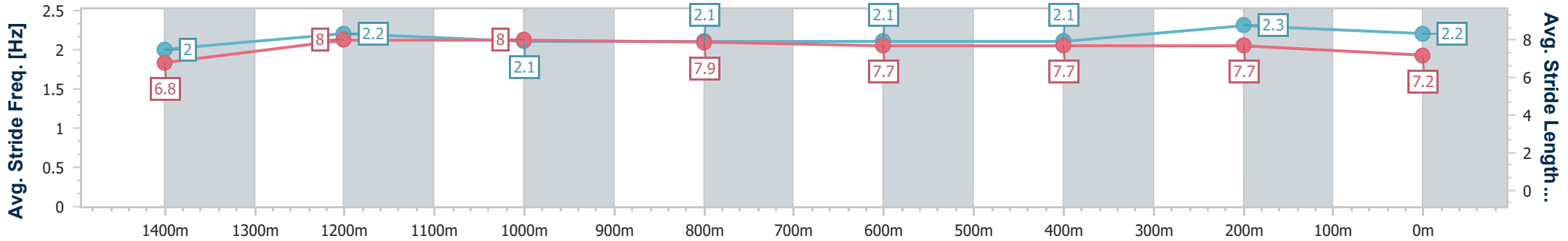
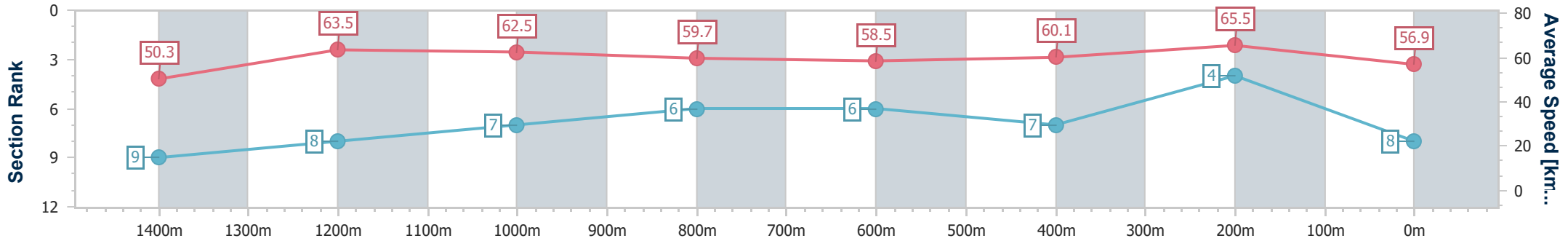
10 June 2023 - 12:19

Track Rating: Good 4, Weather: Fine, Rail Position: +4m Entire Course



BRISBANE RACING CLUB

Section	Overall	1400m	1200m	1000m	800m	600m	400m	200m
Section Times	1:37.54 [8] (0:14.34)	1:23.20 [9] (0:11.38)	1:11.82 [8] (0:11.54)	1:00.28 [7] (0:12.17)	0:48.11 [6] (0:12.40)	0:35.71 [6] (0:12.05)	0:23.66 [7] (0:11.00)	0:12.66 [4] (0:12.66)
Average Speed [km/h]	50.3	63.5	62.5	59.7	58.5	60.1	65.5	56.9
Top Speed [km/h]	65.2	65.2	63.5	60.8	59.7	64.1	66.9	62.8
Avg. Dist. to Rail [m]	6.4	2.8	2.7	1.9	1.4	1.6	3.0	2.4
Avg. Stride Freq. [Hz]	2.0	2.2	2.1	2.1	2.1	2.1	2.3	2.2
Avg. Stride Length [m]	6.8	8.0	8.0	7.9	7.7	7.7	7.7	7.2



- [] Ranking at each section and finish
- .-.- No data available at this section
- NA No data available



Horse/Jockey Name	Bettcha The Crown
Final Rank	9
Fastest Section Time (Section)	0:11.23 (1400m)
Top Speed [km/h] (Section)	65.9 (1400m)
Race State	Finished



Eagle Farm QLD Professional

Race 2: ASCOT GREEN GUNSYND CLASSIC - 1600m

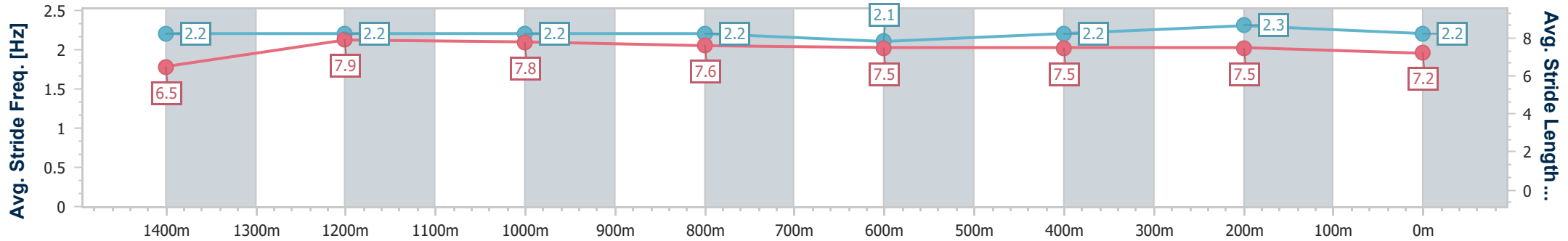
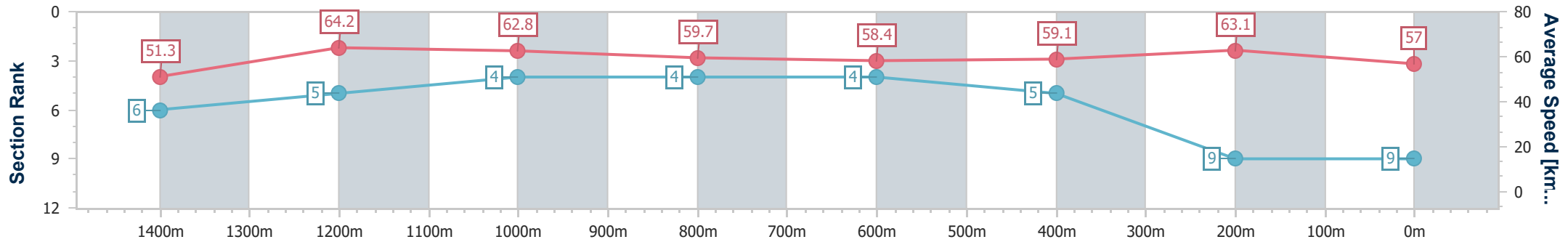
10 June 2023 - 12:19

Track Rating: Good 4, Weather: Fine, Rail Position: +4m Entire Course



BRISBANE RACING CLUB

Section	Overall	1400m	1200m	1000m	800m	600m	400m	200m
Section Times	1:37.81 [9] (0:14.08)	1:23.73 [6] (0:11.23)	1:12.50 [5] (0:11.48)	1:01.02 [4] (0:12.23)	0:48.79 [4] (0:12.50)	0:36.29 [4] (0:12.25)	0:24.04 [5] (0:11.43)	0:12.61 [9] (0:12.61)
Average Speed [km/h]	51.3	64.2	62.8	59.7	58.4	59.1	63.1	57.0
Top Speed [km/h]	65.6	65.9	63.5	61.4	59.1	64.4	64.6	61.0
Avg. Dist. to Rail [m]	5.5	3.4	3.3	2.8	2.5	1.6	2.9	1.8
Avg. Stride Freq. [Hz]	2.2	2.2	2.2	2.2	2.1	2.2	2.3	2.2
Avg. Stride Length [m]	6.5	7.9	7.8	7.6	7.5	7.5	7.5	7.2



- [] Ranking at each section and finish
- .-.- No data available at this section
- NA No data available