



Aquis Park Gold Coast Poly QLD Professional

Race 7: CORDNER PRIVATE ADVISORY Class 1 Handicap - 1200m



10 June 2023 - 16:09

Track Rating: Synthetic , Weather: Fine, Rail Position: True

| Section | | Overall | 1000m | 800m | 600m | 400m | 200m | Last 600m | | | | | |
|-------------|--|----------------------|----------------------|----------------------|--------------------------|--------------------------|--------------------------|--------------------------|--------------------------|--------------------------|---------|------------------------|-----|
| Field Times | | 1:11.00 (0:13.33) | 0:57.67 (0:10.52) | 0:47.15 (0:11.06) | 0:36.09 (0:11.54) | 0:24.55 (0:12.28) | 0:12.27 (0:12.27) | 0:36.09 | | | | | |
| Rank | TAB Horse/Jockey | Barrier | Top Speed [km/h] | Fastest Section | | | | | | | Margin | Distance Travelled [m] | |
| 1 | 4 DEVINE FALLS Danny Peisley | 11 | 67.1 600m | 0:11.03 600m | 1:11.00 [1] (0:14.13) | 0:56.87 [8] (0:11.26) | 0:45.61 [8] (0:11.20) | 0:34.41 [8] (0:11.03) | 0:23.38 [8] (0:11.53) | 0:11.85 [7] (0:11.85) | 1:11.00 | 0:34.41 | |
| 2 | 2 ROCKIN' ARTIE Bailey Wheeler | 5 | 68.7 1000m | 0:10.73 1000m | 1:11.34 [2] (0:13.68) | 0:57.66 [4] (0:10.73) | 0:46.93 [4] (0:11.26) | 0:35.67 [5] (0:11.37) | 0:24.30 [4] (0:11.79) | 0:12.51 [2] (0:12.51) | 1.8L | 0:35.67 | +3 |
| 3 | 5 PALATIAL PRINCE Matthew McGillivray | 6 | 68.6 1000m | 0:10.85 1000m | 1:11.50 [3] (0:13.73) | 0:57.77 [6] (0:10.85) | 0:46.92 [6] (0:11.19) | 0:35.73 [7] (0:11.35) | 0:24.38 [5] (0:11.87) | 0:12.51 [4] (0:12.51) | 2.6L | 0:35.73 | +1 |
| 4 | 8 KLINSMANN Michael Murphy | 7 | 69.9 1000m | 0:10.52 1000m | 1:11.82 [4] (0:13.33) | 0:58.49 [1] (0:10.52) | 0:47.97 [1] (0:11.06) | 0:36.91 [1] (0:11.54) | 0:25.37 [1] (0:12.28) | 0:13.09 [1] (0:13.09) | 4.4L | 0:36.91 | -6 |
| 5 | 9 RUBIGAL Andrew Spinks | 2 | 69.0 Overall | 0:10.74 1000m | 1:11.85 [5] (0:13.69) | 0:58.16 [5] (0:10.74) | 0:47.42 [5] (0:11.16) | 0:36.26 [4] (0:11.56) | 0:24.70 [6] (0:11.93) | 0:12.77 [5] (0:12.77) | 4.6L | 0:36.26 | -3 |
| 6 | 3 DEEP MILLIONS Georgina Cartwright | 3 | 68.7 1000m | 0:10.83 1000m | 1:11.86 [6] (0:13.77) | 0:58.09 [7] (0:10.83) | 0:47.26 [7] (0:11.08) | 0:36.18 [6] (0:11.48) | 0:24.70 [7] (0:11.93) | 0:12.77 [6] (0:12.77) | 4.7L | 0:36.18 | -1 |
| 7 | 7 DEVILS WHERE Jai Williams | 1 | 68.6 1000m | 0:10.60 1000m | 1:12.13 [7] (0:13.36) | 0:58.77 [2] (0:10.60) | 0:48.17 [2] (0:11.21) | 0:36.96 [2] (0:11.60) | 0:25.36 [2] (0:12.15) | 0:13.21 [3] (0:13.21) | 6.2L | 0:36.96 | -5 |
| 8 | 10 WAR TOO ALL Montana Philpot | 4 | 69.6 1000m | 0:10.73 1000m | 1:12.17 [8] (0:13.43) | 0:58.74 [3] (0:10.73) | 0:48.01 [3] (0:11.22) | 0:36.79 [3] (0:11.64) | 0:25.15 [3] (0:12.13) | 0:13.02 [8] (0:13.02) | 6.4L | 0:36.79 | +10 |

Scratched: Award Me (#1), Super League (#6), Super Art (#11)



| | |
|--------------------------------|----------------|
| Horse/Jockey Name | Devine Falls |
| Final Rank | 1 |
| Fastest Section Time (Section) | 0:11.03 (600m) |
| Top Speed [km/h] (Section) | 67.1 (600m) |
| Race State | Finished |



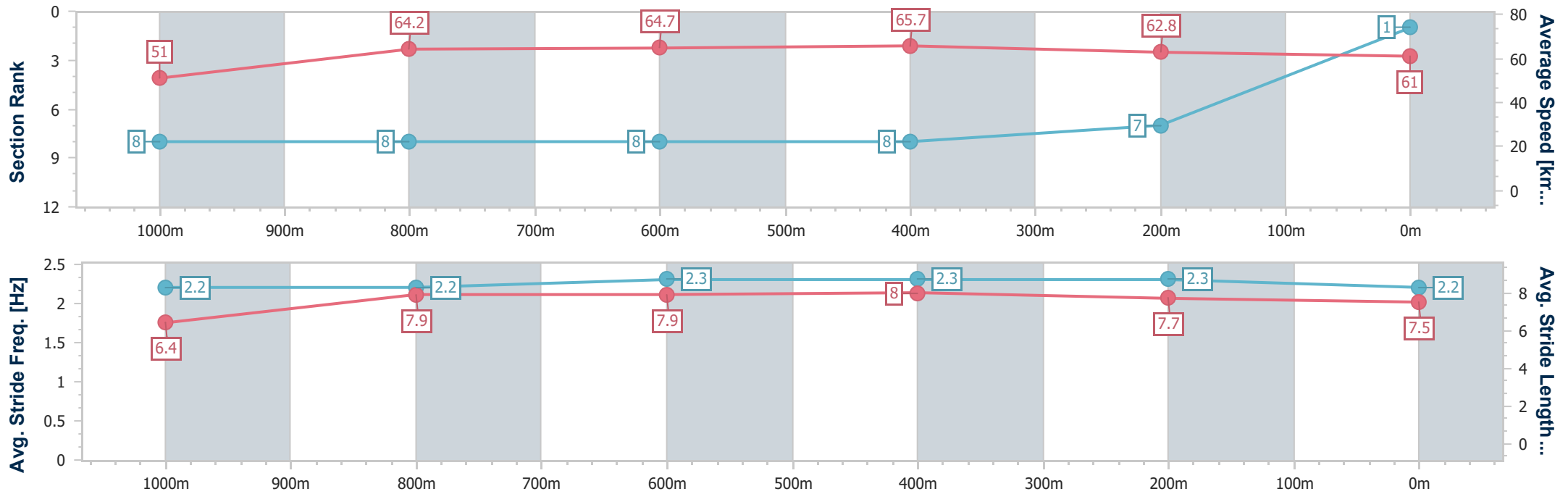
Aquis Park Gold Coast Poly QLD Professional
Race 7: CORDNER PRIVATE ADVISORY Class 1 Handicap - 1200m



10 June 2023 - 16:09

Track Rating: Synthetic , Weather: Fine, Rail Position: True

| Section | Overall | 1000m | 800m | 600m | 400m | 200m |
|------------------------|--------------------------|--------------------------|--------------------------|--------------------------|--------------------------|--------------------------|
| Section Times | 1:11.00 [1] (0:14.13) | 0:56.87 [8] (0:11.26) | 0:45.61 [8] (0:11.20) | 0:34.41 [8] (0:11.03) | 0:23.38 [8] (0:11.53) | 0:11.85 [7] (0:11.85) |
| Average Speed [km/h] | 51.0 | 64.2 | 64.7 | 65.7 | 62.8 | 61.0 |
| Top Speed [km/h] | 64.3 | 64.9 | 66.8 | 67.1 | 63.3 | 62.9 |
| Avg. Dist. to Rail [m] | 4.3 | 0.9 | 1.7 | 1.8 | 4.4 | 4.9 |
| Avg. Stride Freq. [Hz] | 2.2 | 2.2 | 2.3 | 2.3 | 2.3 | 2.2 |
| Avg. Stride Length [m] | 6.4 | 7.9 | 7.9 | 8.0 | 7.7 | 7.5 |



- [] Ranking at each section and finish
- .-.- No data available at this section
- NA No data available



| | |
|--------------------------------|-----------------|
| Horse/Jockey Name | Rockin' Artie |
| Final Rank | 2 |
| Fastest Section Time (Section) | 0:10.73 (1000m) |
| Top Speed [km/h] (Section) | 68.7 (1000m) |
| Race State | Finished |



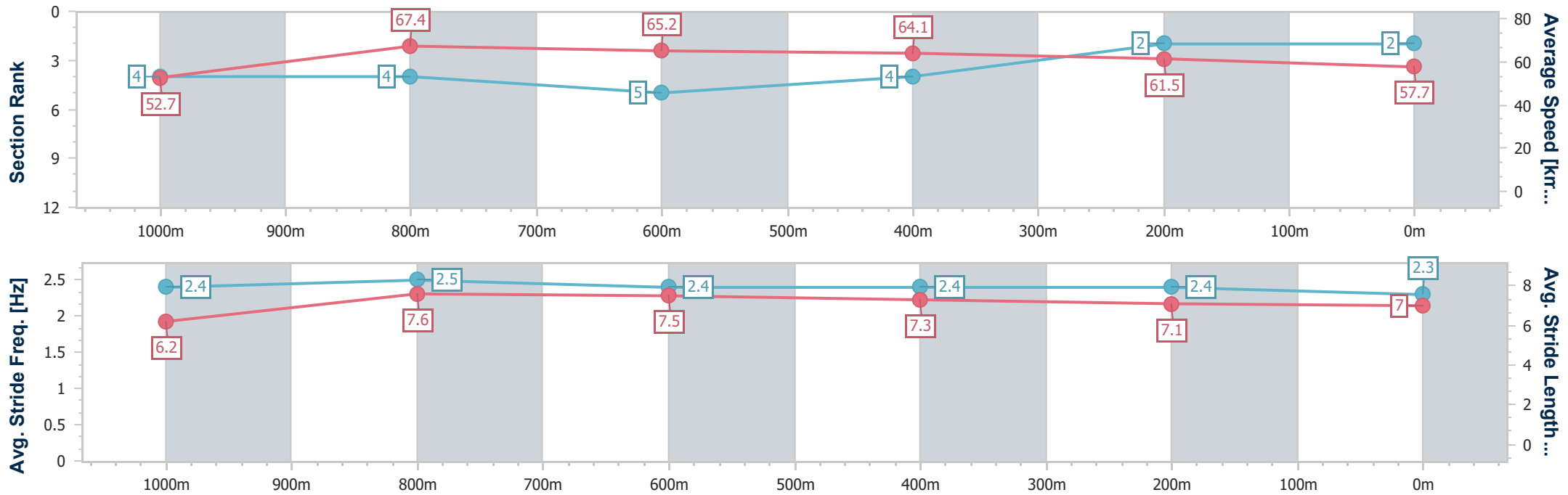
Aquis Park Gold Coast Poly QLD Professional
Race 7: CORDNER PRIVATE ADVISORY Class 1 Handicap - 1200m



10 June 2023 - 16:09

Track Rating: Synthetic , Weather: Fine, Rail Position: True

| Section | Overall | 1000m | 800m | 600m | 400m | 200m |
|------------------------|--------------------------|--------------------------|--------------------------|--------------------------|--------------------------|--------------------------|
| Section Times | 1:11.34 [2] (0:13.68) | 0:57.66 [4] (0:10.73) | 0:46.93 [4] (0:11.26) | 0:35.67 [5] (0:11.37) | 0:24.30 [4] (0:11.79) | 0:12.51 [2] (0:12.51) |
| Average Speed [km/h] | 52.7 | 67.4 | 65.2 | 64.1 | 61.5 | 57.7 |
| Top Speed [km/h] | 66.5 | 68.7 | 66.0 | 66.1 | 63.0 | 59.9 |
| Avg. Dist. to Rail [m] | 2.9 | 1.6 | 3.6 | 2.8 | 3.3 | 2.5 |
| Avg. Stride Freq. [Hz] | 2.4 | 2.5 | 2.4 | 2.4 | 2.4 | 2.3 |
| Avg. Stride Length [m] | 6.2 | 7.6 | 7.5 | 7.3 | 7.1 | 7.0 |





| | |
|--------------------------------|-----------------|
| Horse/Jockey Name | Palatial Prince |
| Final Rank | 3 |
| Fastest Section Time (Section) | 0:10.85 (1000m) |
| Top Speed [km/h] (Section) | 68.6 (1000m) |
| Race State | Finished |



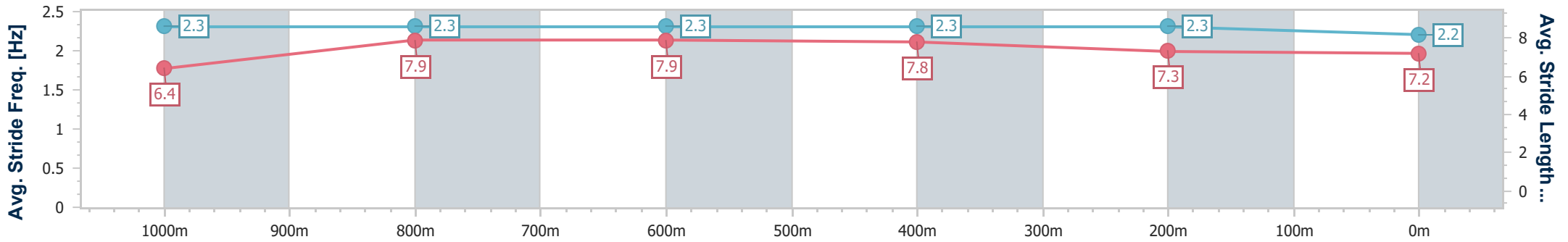
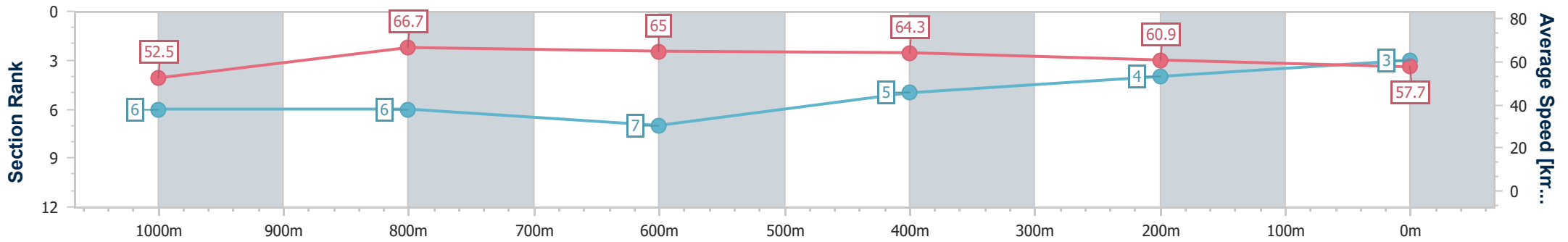
Aquis Park Gold Coast Poly QLD Professional
Race 7: CORDNER PRIVATE ADVISORY Class 1 Handicap - 1200m



10 June 2023 - 16:09

Track Rating: Synthetic , Weather: Fine, Rail Position: True

| Section | Overall | 1000m | 800m | 600m | 400m | 200m |
|------------------------|--------------------------|--------------------------|--------------------------|--------------------------|--------------------------|-------------|
| Section Times | 1:11.50 [3] (0:13.73) | 0:57.77 [6] (0:10.85) | 0:46.92 [6] (0:11.19) | 0:35.73 [7] (0:11.35) | 0:24.38 [5] (0:11.87) | 0:12.51 [4] |
| Average Speed [km/h] | 52.5 | 66.7 | 65.0 | 64.3 | 60.9 | 57.7 |
| Top Speed [km/h] | 66.2 | 68.6 | 66.2 | 65.7 | 63.3 | 60.2 |
| Avg. Dist. to Rail [m] | 3.6 | 1.9 | 2.1 | 2.2 | 3.0 | 3.8 |
| Avg. Stride Freq. [Hz] | 2.3 | 2.3 | 2.3 | 2.3 | 2.3 | 2.2 |
| Avg. Stride Length [m] | 6.4 | 7.9 | 7.9 | 7.8 | 7.3 | 7.2 |



- [] Ranking at each section and finish
- .-.- No data available at this section
- NA No data available



| | |
|--------------------------------|-----------------|
| Horse/Jockey Name | Klinsmann |
| Final Rank | 4 |
| Fastest Section Time (Section) | 0:10.52 (1000m) |
| Top Speed [km/h] (Section) | 69.9 (1000m) |
| Race State | Finished |



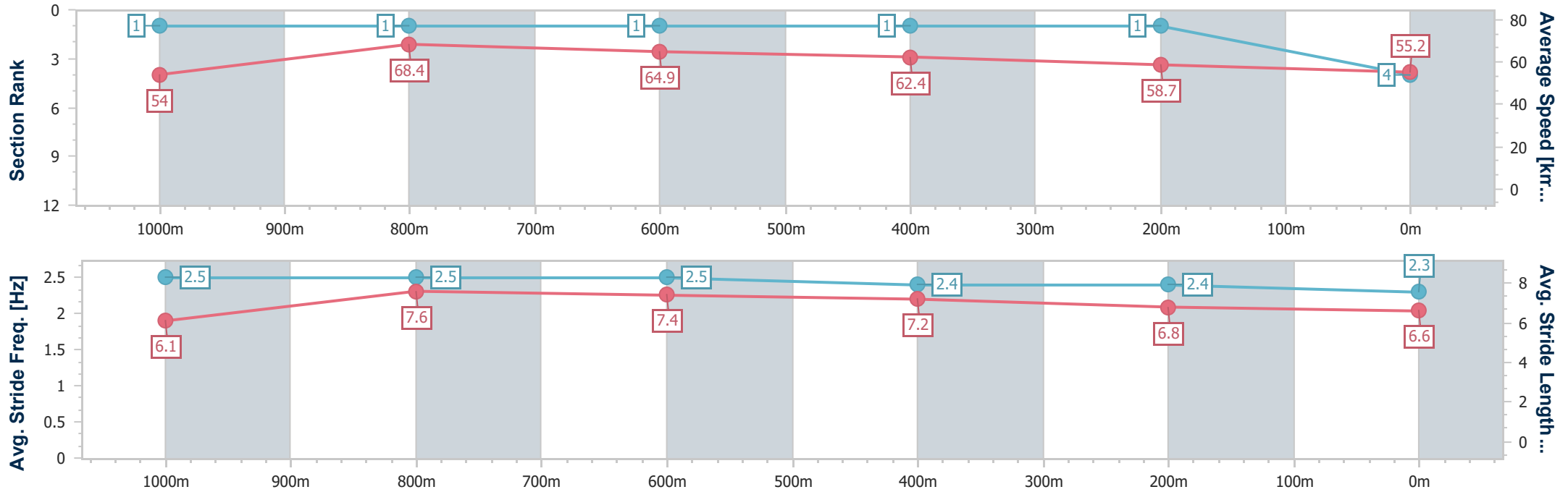
Aquis Park Gold Coast Poly QLD Professional
Race 7: CORDNER PRIVATE ADVISORY Class 1 Handicap - 1200m



10 June 2023 - 16:09

Track Rating: Synthetic , Weather: Fine, Rail Position: True

| Section | Overall | 1000m | 800m | 600m | 400m | 200m |
|------------------------|--------------------------|--------------------------|--------------------------|--------------------------|--------------------------|--------------------------|
| Section Times | 1:11.82 [4] (0:13.33) | 0:58.49 [1] (0:10.52) | 0:47.97 [1] (0:11.06) | 0:36.91 [1] (0:11.54) | 0:25.37 [1] (0:12.28) | 0:13.09 [1] (0:13.09) |
| Average Speed [km/h] | 54.0 | 68.4 | 64.9 | 62.4 | 58.7 | 55.2 |
| Top Speed [km/h] | 69.4 | 69.9 | 66.0 | 64.9 | 60.0 | 57.1 |
| Avg. Dist. to Rail [m] | 4.6 | 0.4 | 0.3 | 0.2 | 0.8 | 1.3 |
| Avg. Stride Freq. [Hz] | 2.5 | 2.5 | 2.5 | 2.4 | 2.4 | 2.3 |
| Avg. Stride Length [m] | 6.1 | 7.6 | 7.4 | 7.2 | 6.8 | 6.6 |



- [] Ranking at each section and finish
- .-.- No data available at this section
- NA No data available



| | |
|--------------------------------|-----------------|
| Horse/Jockey Name | Rubigal |
| Final Rank | 5 |
| Fastest Section Time (Section) | 0:10.74 (1000m) |
| Top Speed [km/h] (Section) | 69.0 (Overall) |
| Race State | Finished |



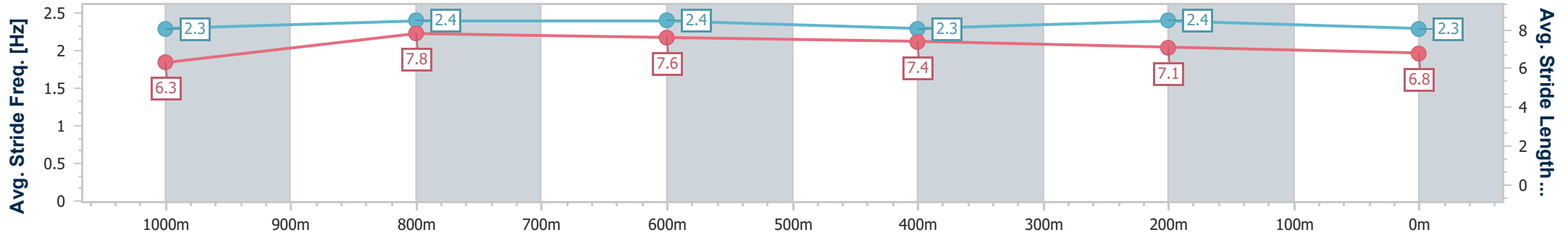
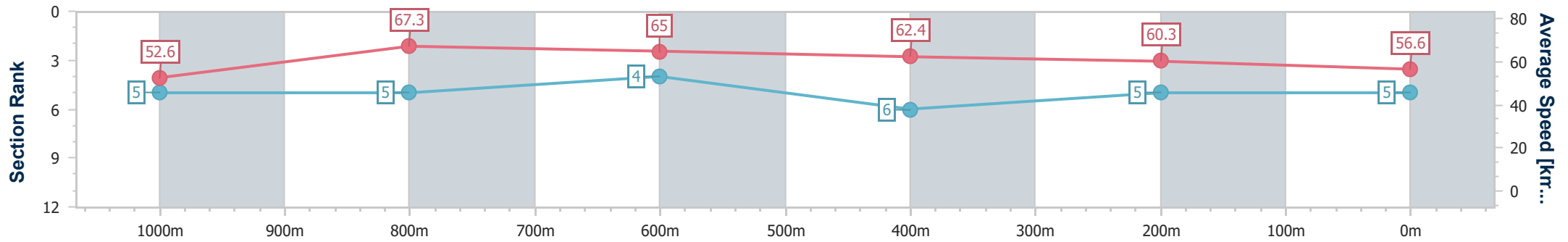
Aquis Park Gold Coast Poly QLD Professional
Race 7: CORDNER PRIVATE ADVISORY Class 1 Handicap - 1200m



10 June 2023 - 16:09

Track Rating: Synthetic , Weather: Fine, Rail Position: True

| Section | Overall | 1000m | 800m | 600m | 400m | 200m |
|------------------------|--------------------------|--------------------------|--------------------------|--------------------------|--------------------------|--------------------------|
| Section Times | 1:11.85 [5] (0:13.69) | 0:58.16 [5] (0:10.74) | 0:47.42 [5] (0:11.16) | 0:36.26 [4] (0:11.56) | 0:24.70 [6] (0:11.93) | 0:12.77 [5] (0:12.77) |
| Average Speed [km/h] | 52.6 | 67.3 | 65.0 | 62.4 | 60.3 | 56.6 |
| Top Speed [km/h] | 69.0 | 68.5 | 66.2 | 65.0 | 62.7 | 59.1 |
| Avg. Dist. to Rail [m] | 1.4 | 2.1 | 1.3 | 0.5 | 0.6 | 2.5 |
| Avg. Stride Freq. [Hz] | 2.3 | 2.4 | 2.4 | 2.3 | 2.4 | 2.3 |
| Avg. Stride Length [m] | 6.3 | 7.8 | 7.6 | 7.4 | 7.1 | 6.8 |



- [] Ranking at each section and finish
- .-.- No data available at this section
- NA No data available



| | |
|--------------------------------|-----------------|
| Horse/Jockey Name | Deep Millions |
| Final Rank | 6 |
| Fastest Section Time (Section) | 0:10.83 (1000m) |
| Top Speed [km/h] (Section) | 68.7 (1000m) |
| Race State | Finished |



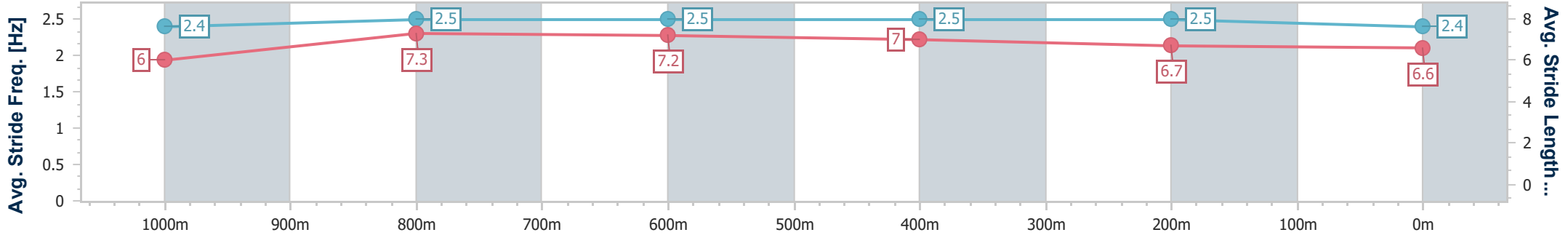
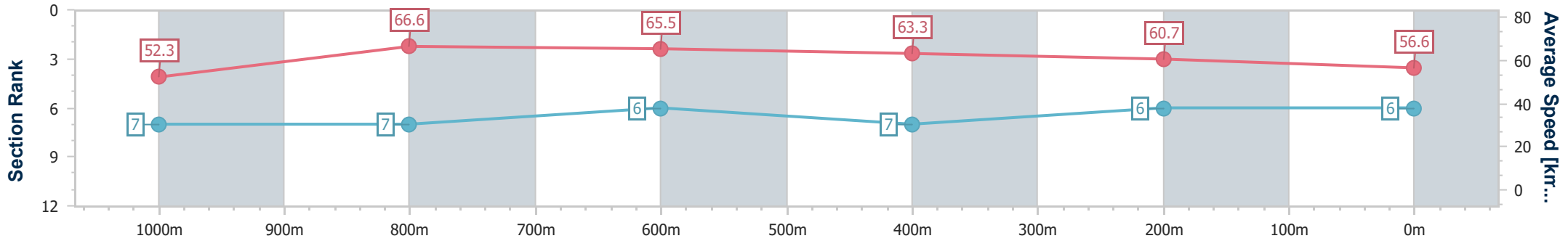
Aquis Park Gold Coast Poly QLD Professional
Race 7: CORDNER PRIVATE ADVISORY Class 1 Handicap - 1200m



10 June 2023 - 16:09

Track Rating: Synthetic , Weather: Fine, Rail Position: True

| Section | Overall | 1000m | 800m | 600m | 400m | 200m |
|------------------------|--------------------------|--------------------------|--------------------------|--------------------------|--------------------------|--------------------------|
| Section Times | 1:11.86 [6] (0:13.77) | 0:58.09 [7] (0:10.83) | 0:47.26 [7] (0:11.08) | 0:36.18 [6] (0:11.48) | 0:24.70 [7] (0:11.93) | 0:12.77 [6] (0:12.77) |
| Average Speed [km/h] | 52.3 | 66.6 | 65.5 | 63.3 | 60.7 | 56.6 |
| Top Speed [km/h] | 67.0 | 68.7 | 67.3 | 65.8 | 61.9 | 59.4 |
| Avg. Dist. to Rail [m] | 2.3 | 0.7 | 1.5 | 1.8 | 3.1 | 3.3 |
| Avg. Stride Freq. [Hz] | 2.4 | 2.5 | 2.5 | 2.5 | 2.5 | 2.4 |
| Avg. Stride Length [m] | 6.0 | 7.3 | 7.2 | 7.0 | 6.7 | 6.6 |



- [] Ranking at each section and finish
- .-.- No data available at this section
- NA No data available



| | |
|--------------------------------|-----------------|
| Horse/Jockey Name | Devils Where |
| Final Rank | 7 |
| Fastest Section Time (Section) | 0:10.60 (1000m) |
| Top Speed [km/h] (Section) | 68.6 (1000m) |
| Race State | Finished |



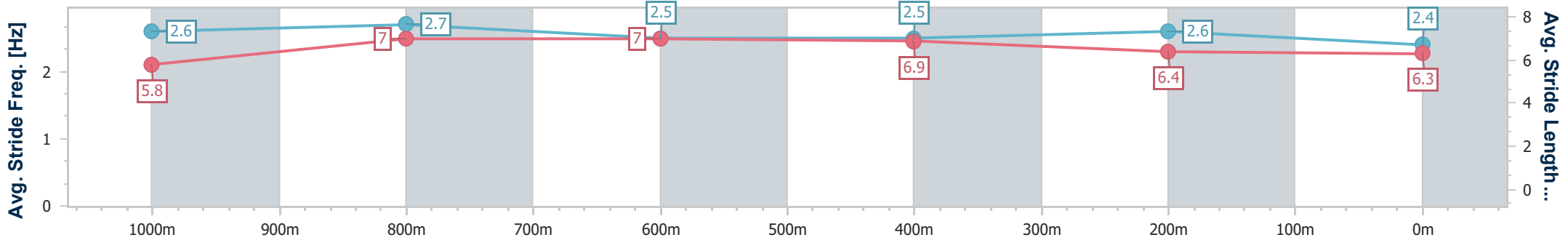
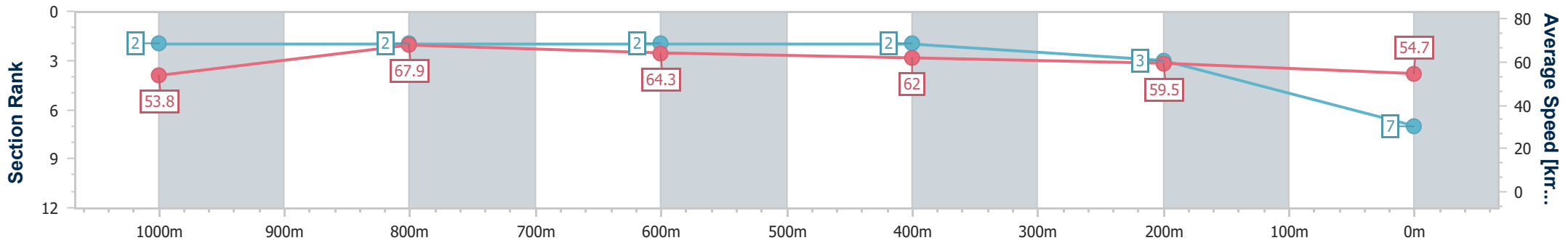
Aquis Park Gold Coast Poly QLD Professional
Race 7: CORDNER PRIVATE ADVISORY Class 1 Handicap - 1200m



10 June 2023 - 16:09

Track Rating: Synthetic , Weather: Fine, Rail Position: True

| Section | Overall | 1000m | 800m | 600m | 400m | 200m |
|------------------------|--------------------------|--------------------------|--------------------------|--------------------------|--------------------------|--------------------------|
| Section Times | 1:12.13 [7] (0:13.36) | 0:58.77 [2] (0:10.60) | 0:48.17 [2] (0:11.21) | 0:36.96 [2] (0:11.60) | 0:25.36 [2] (0:12.15) | 0:13.21 [3] (0:13.21) |
| Average Speed [km/h] | 53.8 | 67.9 | 64.3 | 62.0 | 59.5 | 54.7 |
| Top Speed [km/h] | 68.6 | 68.6 | 65.9 | 63.0 | 60.7 | 57.8 |
| Avg. Dist. to Rail [m] | 0.6 | 0.5 | 0.4 | 0.2 | 2.5 | 3.1 |
| Avg. Stride Freq. [Hz] | 2.6 | 2.7 | 2.5 | 2.5 | 2.6 | 2.4 |
| Avg. Stride Length [m] | 5.8 | 7.0 | 7.0 | 6.9 | 6.4 | 6.3 |



- [] Ranking at each section and finish
- .-.- No data available at this section
- NA No data available



| | |
|--------------------------------|-----------------|
| Horse/Jockey Name | War Too All |
| Final Rank | 8 |
| Fastest Section Time (Section) | 0:10.73 (1000m) |
| Top Speed [km/h] (Section) | 69.6 (1000m) |
| Race State | Finished |



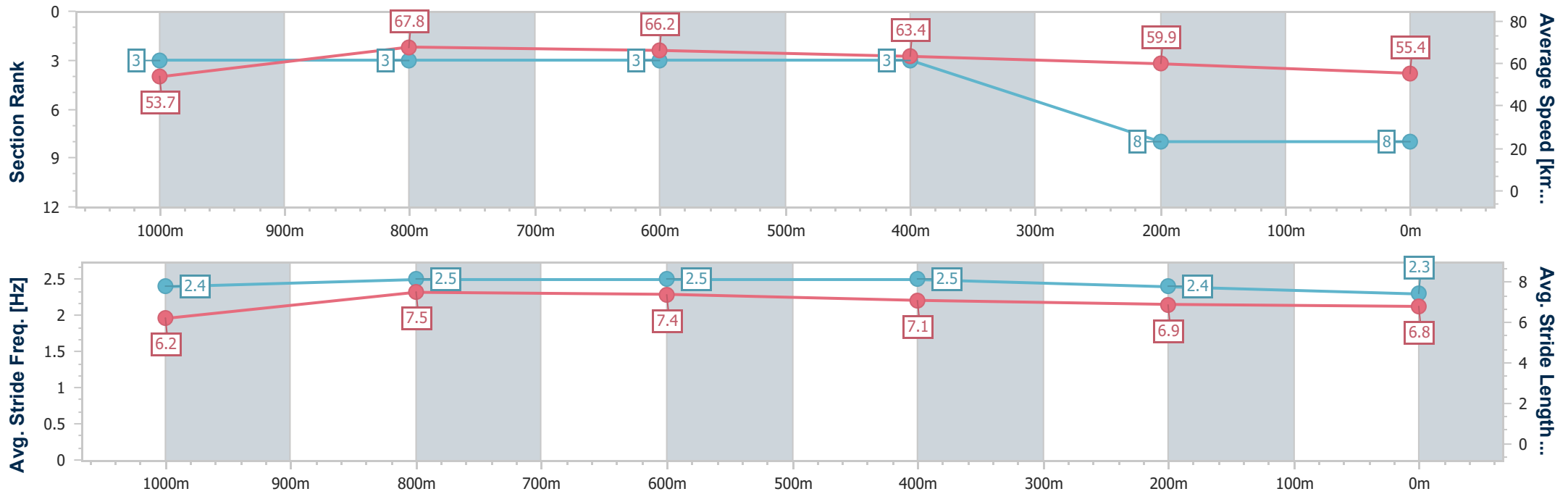
Aquis Park Gold Coast Poly QLD Professional
Race 7: CORDNER PRIVATE ADVISORY Class 1 Handicap - 1200m



10 June 2023 - 16:09

Track Rating: Synthetic , Weather: Fine, Rail Position: True

| Section | Overall | 1000m | 800m | 600m | 400m | 200m |
|------------------------|--------------------------|--------------------------|--------------------------|--------------------------|--------------------------|--------------------------|
| Section Times | 1:12.17 [8] (0:13.43) | 0:58.74 [3] (0:10.73) | 0:48.01 [3] (0:11.22) | 0:36.79 [3] (0:11.64) | 0:25.15 [3] (0:12.13) | 0:13.02 [8] (0:13.02) |
| Average Speed [km/h] | 53.7 | 67.8 | 66.2 | 63.4 | 59.9 | 55.4 |
| Top Speed [km/h] | 67.6 | 69.6 | 66.5 | 66.3 | 62.1 | 58.5 |
| Avg. Dist. to Rail [m] | 3.4 | 4.1 | 5.7 | 5.1 | 3.9 | 5.4 |
| Avg. Stride Freq. [Hz] | 2.4 | 2.5 | 2.5 | 2.5 | 2.4 | 2.3 |
| Avg. Stride Length [m] | 6.2 | 7.5 | 7.4 | 7.1 | 6.9 | 6.8 |



- [] Ranking at each section and finish
- .-.- No data available at this section
- NA No data available