



Toowoomba QLD Professional

Race 7: MORT & CO Maiden Handicap - 1850m

03 June 2023 - 20:15



Track Rating: Good 4 , Weather: Fine , Rail Position: +3m Entire

Section		Overall	1600m	1400m	1200m	1000m	800m	600m	Last 600m				
Field Times		1:56.52 (0:17.78)	1:38.74 (0:11.30)	1:27.44 (0:11.90)	1:15.54 (0:12.25)	1:03.29 (0:12.82)	0:50.47 (0:12.47)	0:38.00 (0:12.41)	0:38.00				
Rank	TAB Horse/Jockey	Barrier	Top Speed [km/h]	Fastest Section									Distance Travelled [m]
1	8 RUGGED WOMAN Matthew Powell	7	65.8 Overall	0:11.29 1600m	1:56.52 [1] (0:17.79)	1:38.73 [2] (0:11.29)	1:27.44 [2] (0:12.01)	1:15.43 [2] (0:12.23)	1:03.20 [2] (0:12.80)	0:50.40 [2] (0:12.40)	0:38.00 [1] (0:12.41)	0:38.00	
2	1 LIZZIE'S PRIDE Alisha Donald	6	65.0 1600m	0:11.29 1600m	1:56.78 [2] (0:18.17)	1:38.61 [4] (0:11.29)	1:27.32 [3] (0:11.94)	1:15.38 [3] (0:12.22)	1:03.16 [3] (0:12.79)	0:50.37 [3] (0:12.38)	0:37.99 [3] (0:12.66)	0:37.99	+6
3	3 CHOOKY CHEERLEADER Adin Thompson	9	65.9 1600m	0:11.33 1600m	1:57.83 [3] (0:18.62)	1:39.21 [7] (0:11.33)	1:27.88 [7] (0:11.89)	1:15.99 [7] (0:11.87)	1:04.12 [4] (0:12.79)	0:51.33 [4] (0:12.32)	0:39.01 [5] (0:12.60)	0:39.01	+8
4	4 ARCTIC DASHER Justin Stanley	1	64.1 1600m	0:11.47 1600m	1:58.26 [4] (0:18.12)	1:40.14 [3] (0:11.47)	1:28.67 [4] (0:12.01)	1:16.66 [4] (0:12.16)	1:04.50 [5] (0:12.76)	0:51.74 [5] (0:12.26)	0:39.48 [4] (0:12.73)	0:39.48	+0
5	5 CEE EYE CEE Justin Huxtable	3	64.0 1600m	0:11.37 1600m	1:58.75 [5] (0:18.47)	1:40.28 [6] (0:11.37)	1:28.91 [6] (0:11.93)	1:16.98 [6] (0:12.20)	1:04.78 [7] (0:12.76)	0:52.02 [6] (0:12.28)	0:39.74 [6] (0:12.76)	0:39.74	-5
6	7 GOTTA HAVE FUN Micheal Hellyer	4	63.7 1600m	0:11.38 1600m	1:59.11 [6] (0:18.96)	1:40.15 [8] (0:11.38)	1:28.77 [8] (0:11.88)	1:16.89 [8] (0:12.11)	1:04.78 [8] (0:12.77)	0:52.01 [8] (0:12.20)	0:39.81 [8] (0:12.66)	0:39.81	-2
7	6 CALLYWAG Montanna Savva	2	64.7 1600m	0:11.31 1600m	2:00.09 [7] (0:17.78)	1:42.31 [1] (0:11.31)	1:31.00 [1] (0:11.89)	1:19.11 [1] (0:12.25)	1:06.86 [1] (0:12.82)	0:54.04 [1] (0:12.56)	0:41.48 [2] (0:12.76)	0:41.48	+2
8	9 COCO JEWEL Luke Tarrant	5	64.6 1600m	0:11.42 1600m	2:00.24 [8] (0:18.36)	1:41.88 [5] (0:11.42)	1:30.46 [5] (0:11.97)	1:18.49 [5] (0:12.19)	1:06.30 [6] (0:12.91)	0:53.39 [7] (0:12.54)	0:40.85 [7] (0:12.75)	0:40.85	+6

Scratched: African Zulu (#2)



Toowoomba QLD Professional

Race 7: MORT & CO Maiden Handicap - 1850m

03 June 2023 - 20:15



Track Rating: Good 4 , Weather: Fine , Rail Position: +3m Entire

Section				400m	200m			Last 600m		
Field Times				0:25.59 (0:12.87)	0:12.72 (0:12.72)			0:38.00		
Rank	TAB	Horse/Jockey	Barrier	Top Speed [km/h]	Fastest Section	Margin				Distance Travelled [m]
1	8	RUGGED WOMAN Matthew Powell	7	65.8 Overall	0:11.29 1600m	0:25.59 [1] (0:12.87)	0:12.72 [1] (0:12.72)	1:56.53	0:38.00	
2	1	LIZZIE'S PRIDE Alisha Donald	6	65.0 1600m	0:11.29 1600m	0:25.33 [3] (0:12.65)	0:12.68 [2] (0:12.68)	1.3L	0:37.99	+6
3	3	CHOOKY CHEERLEADER Adin Thompson	9	65.9 1600m	0:11.33 1600m	0:26.41 [4] (0:13.10)	0:13.31 [3] (0:13.31)	7.3L	0:39.01	+8
4	4	ARCTIC DASHER Justin Stanley	1	64.1 1600m	0:11.47 1600m	0:26.75 [5] (0:13.34)	0:13.41 [4] (0:13.41)	9.8L	0:39.48	+0
5	5	CEE EYE CEE Justin Huxtable	3	64.0 1600m	0:11.37 1600m	0:26.98 [6] (0:13.45)	0:13.53 [6] (0:13.53)	12.6L	0:39.74	-5
6	7	GOTTA HAVE FUN Micheal Hellyer	4	63.7 1600m	0:11.38 1600m	0:27.15 [7] (0:13.42)	0:13.73 [7] (0:13.73)	14.6L	0:39.81	-2
7	6	CALLYWAG Montanna Savva	2	64.7 1600m	0:11.31 1600m	0:28.72 [2] (0:13.88)	0:14.84 [5] (0:14.84)	20.4L	0:41.48	+2
8	9	COCO JEWEL Luke Tarrant	5	64.6 1600m	0:11.42 1600m	0:28.10 [8] (0:13.58)	0:14.52 [8] (0:14.52)	21.2L	0:40.85	+6

Scratched: African Zulu (#2)



Horse/Jockey Name	Rugged Woman
Final Rank	1
Fastest Section Time (Section)	0:11.29 (1600m)
Top Speed [km/h] (Section)	65.8 (Overall)
Race State	Finished



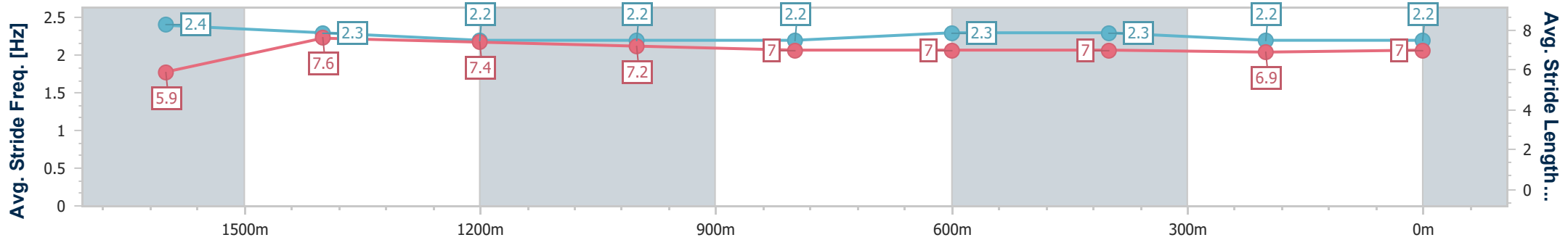
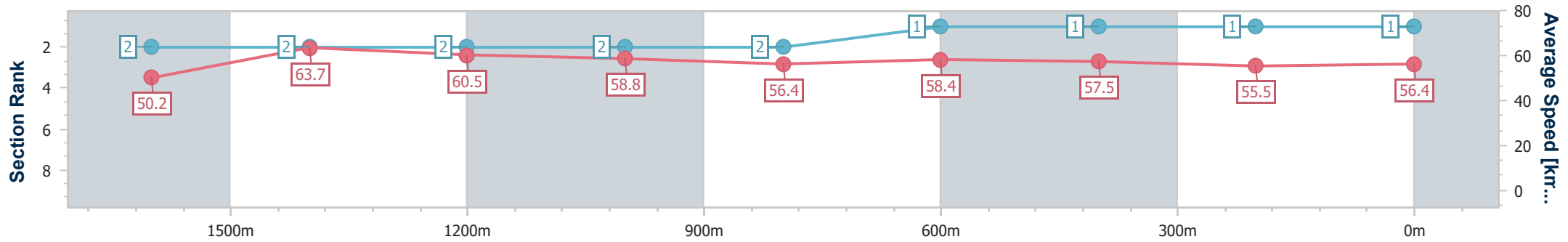
Toowoomba QLD Professional
Race 7: MORT & CO Maiden Handicap - 1850m



03 June 2023 - 20:15

Track Rating: Good 4 , Weather: Fine , Rail Position: +3m Entire

Section	Overall	1600m	1400m	1200m	1000m	800m	600m	400m	200m
Section Times	1:56.52 [1] (0:17.79)	1:38.73 [2] (0:11.29)	1:27.44 [2] (0:12.01)	1:15.43 [2] (0:12.23)	1:03.20 [2] (0:12.80)	0:50.40 [2] (0:12.40)	0:38.00 [1] (0:12.41)	0:25.59 [1] (0:12.87)	0:12.72 [1] (0:12.72)
Average Speed [km/h]	50.2	63.7	60.5	58.8	56.4	58.4	57.5	55.5	56.4
Top Speed [km/h]	65.8	64.6	63.5	60.2	58.3	59.6	59.7	56.4	56.7
Avg. Dist. to Rail [m]	3.6	0.7	1.1	0.9	0.6	1.3	1.3	2.2	1.5
Avg. Stride Freq. [Hz]	2.4	2.3	2.2	2.2	2.2	2.3	2.3	2.2	2.2
Avg. Stride Length [m]	5.9	7.6	7.4	7.2	7.0	7.0	7.0	6.9	7.0



- [] Ranking at each section and finish
- .-.- No data available at this section
- NA No data available



Horse/Jockey Name	Lizzie's Pride
Final Rank	2
Fastest Section Time (Section)	0:11.29 (1600m)
Top Speed [km/h] (Section)	65.0 (1600m)
Race State	Finished



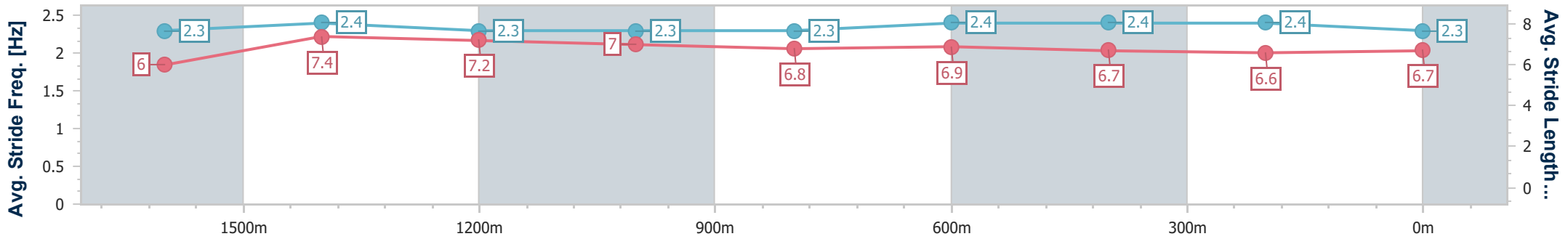
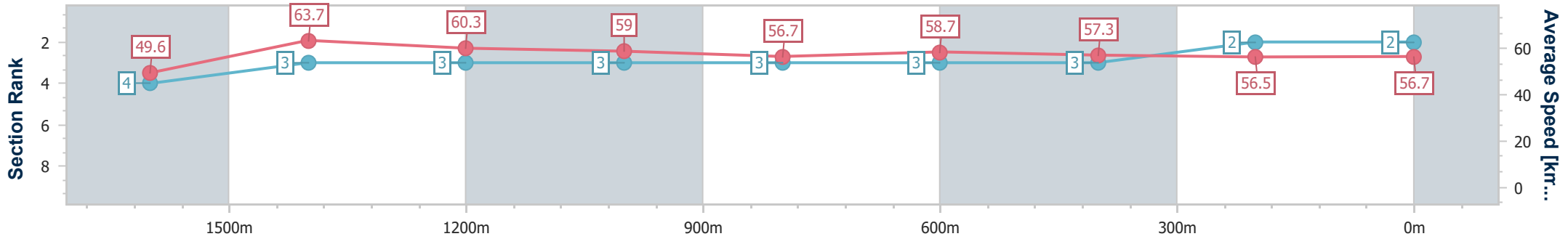
Toowoomba QLD Professional
Race 7: MORT & CO Maiden Handicap - 1850m



03 June 2023 - 20:15

Track Rating: Good 4 , Weather: Fine , Rail Position: +3m Entire

Section	Overall	1600m	1400m	1200m	1000m	800m	600m	400m	200m
Section Times	1:56.78 [2] (0:18.17)	1:38.61 [4] (0:11.29)	1:27.32 [3] (0:11.94)	1:15.38 [3] (0:12.22)	1:03.16 [3] (0:12.79)	0:50.37 [3] (0:12.38)	0:37.99 [3] (0:12.66)	0:25.33 [3] (0:12.65)	0:12.68 [2] (0:12.68)
Average Speed [km/h]	49.6	63.7	60.3	59.0	56.7	58.7	57.3	56.5	56.7
Top Speed [km/h]	64.6	65.0	62.9	60.0	57.9	59.8	58.9	57.8	57.4
Avg. Dist. to Rail [m]	3.5	0.4	0.7	0.6	1.2	3.0	1.5	2.1	2.4
Avg. Stride Freq. [Hz]	2.3	2.4	2.3	2.3	2.3	2.4	2.4	2.4	2.3
Avg. Stride Length [m]	6.0	7.4	7.2	7.0	6.8	6.9	6.7	6.6	6.7



- [] Ranking at each section and finish
- .-.- No data available at this section
- NA No data available



Horse/Jockey Name	Chooky Cheerleader
Final Rank	3
Fastest Section Time (Section)	0:11.33 (1600m)
Top Speed [km/h] (Section)	65.9 (1600m)
Race State	Finished



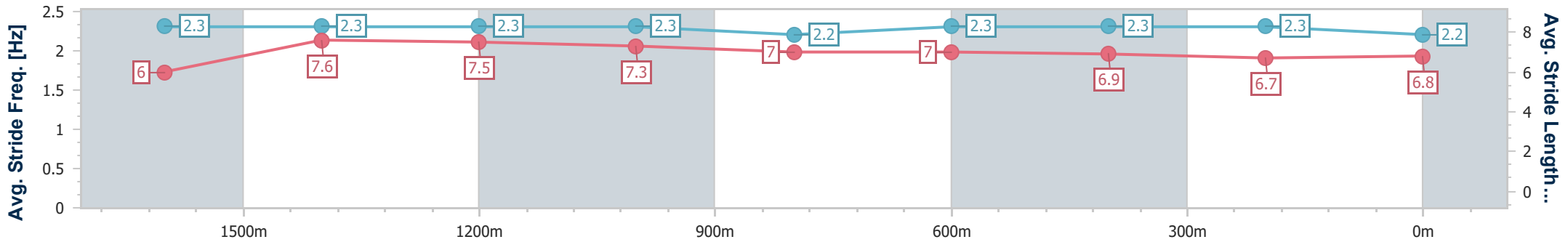
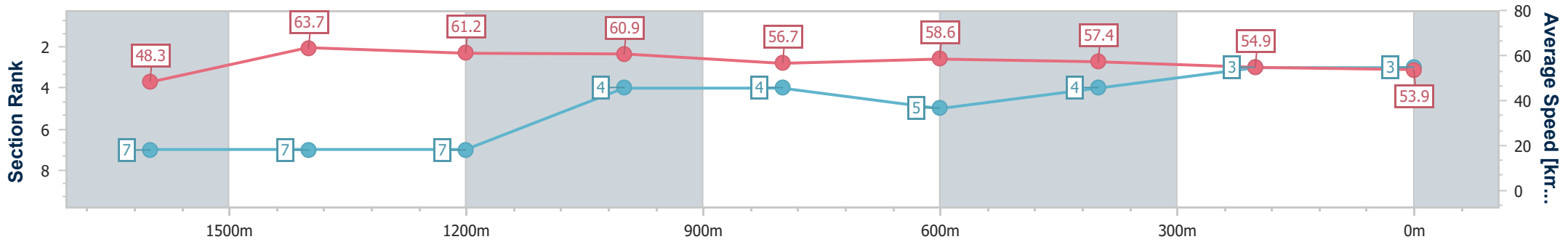
Toowoomba QLD Professional
Race 7: MORT & CO Maiden Handicap - 1850m



03 June 2023 - 20:15

Track Rating: Good 4 , Weather: Fine , Rail Position: +3m Entire

Section	Overall	1600m	1400m	1200m	1000m	800m	600m	400m	200m
Section Times	1:57.83 [3] (0:18.62)	1:39.21 [7] (0:11.33)	1:27.88 [7] (0:11.89)	1:15.99 [7] (0:11.87)	1:04.12 [4] (0:12.79)	0:51.33 [4] (0:12.32)	0:39.01 [5] (0:12.60)	0:26.41 [4] (0:13.10)	0:13.31 [3] (0:13.31)
Average Speed [km/h]	48.3	63.7	61.2	60.9	56.7	58.6	57.4	54.9	53.9
Top Speed [km/h]	64.8	65.9	63.0	63.2	57.5	60.7	59.9	55.9	55.0
Avg. Dist. to Rail [m]	3.7	1.6	1.8	2.8	2.0	1.5	0.6	0.4	0.2
Avg. Stride Freq. [Hz]	2.3	2.3	2.3	2.3	2.2	2.3	2.3	2.3	2.2
Avg. Stride Length [m]	6.0	7.6	7.5	7.3	7.0	7.0	6.9	6.7	6.8



- [] Ranking at each section and finish
- .-.- No data available at this section
- NA No data available



Horse/Jockey Name	Arctic Dasher
Final Rank	4
Fastest Section Time (Section)	0:11.47 (1600m)
Top Speed [km/h] (Section)	64.1 (1600m)
Race State	Finished



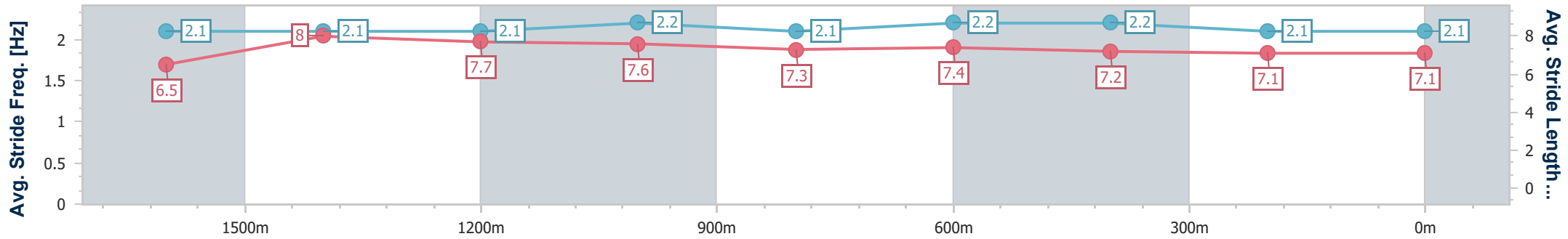
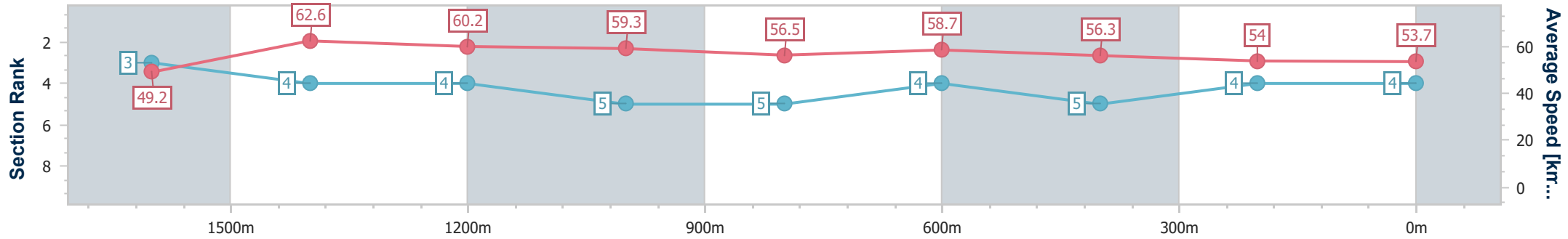
Toowoomba QLD Professional
Race 7: MORT & CO Maiden Handicap - 1850m



03 June 2023 - 20:15

Track Rating: Good 4 , Weather: Fine , Rail Position: +3m Entire

Section	Overall	1600m	1400m	1200m	1000m	800m	600m	400m	200m
Section Times	1:58.26 [4] (0:18.12)	1:40.14 [3] (0:11.47)	1:28.67 [4] (0:12.01)	1:16.66 [4] (0:12.16)	1:04.50 [5] (0:12.76)	0:51.74 [5] (0:12.26)	0:39.48 [4] (0:12.73)	0:26.75 [5] (0:13.34)	0:13.41 [4] (0:13.41)
Average Speed [km/h]	49.2	62.6	60.2	59.3	56.5	58.7	56.3	54.0	53.7
Top Speed [km/h]	63.2	64.1	63.2	60.5	57.5	59.8	58.9	54.7	54.1
Avg. Dist. to Rail [m]	3.6	0.7	0.7	1.1	1.0	0.5	0.8	0.3	0.6
Avg. Stride Freq. [Hz]	2.1	2.1	2.1	2.2	2.1	2.2	2.2	2.1	2.1
Avg. Stride Length [m]	6.5	8.0	7.7	7.6	7.3	7.4	7.2	7.1	7.1



- [] Ranking at each section and finish
- .-.- No data available at this section
- NA No data available



Horse/Jockey Name	Cee Eye Cee
Final Rank	5
Fastest Section Time (Section)	0:11.37 (1600m)
Top Speed [km/h] (Section)	64.0 (1600m)
Race State	Finished



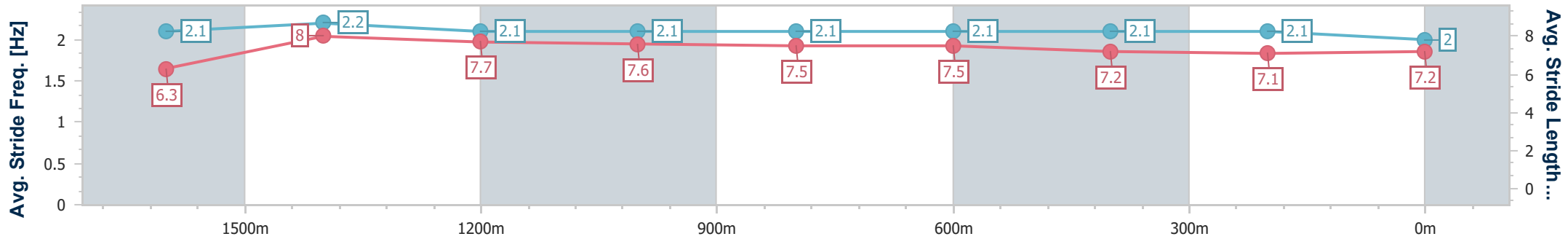
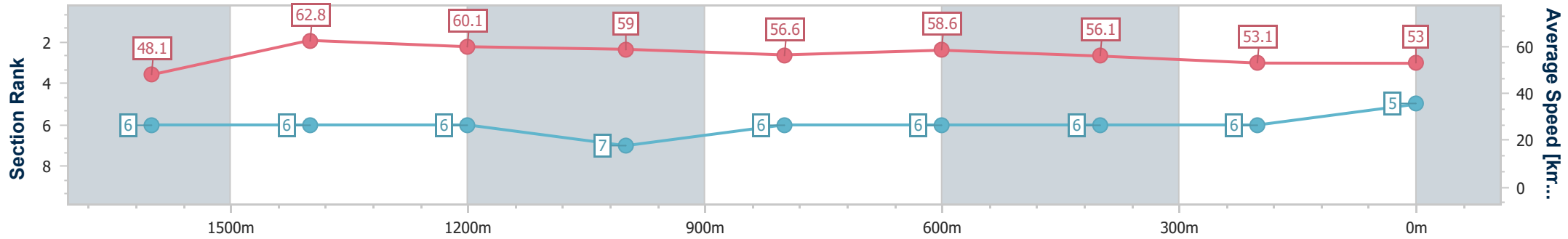
Toowoomba QLD Professional
Race 7: MORT & CO Maiden Handicap - 1850m



03 June 2023 - 20:15

Track Rating: Good 4 , Weather: Fine , Rail Position: +3m Entire

Section	Overall	1600m	1400m	1200m	1000m	800m	600m	400m	200m
Section Times	1:58.75 [5] (0:18.47)	1:40.28 [6] (0:11.37)	1:28.91 [6] (0:11.93)	1:16.98 [6] (0:12.20)	1:04.78 [7] (0:12.76)	0:52.02 [6] (0:12.28)	0:39.74 [6] (0:12.76)	0:26.98 [6] (0:13.45)	0:13.53 [6] (0:13.53)
Average Speed [km/h]	48.1	62.8	60.1	59.0	56.6	58.6	56.1	53.1	53.0
Top Speed [km/h]	63.9	64.0	63.3	60.2	58.1	59.4	58.3	55.6	54.4
Avg. Dist. to Rail [m]	3.8	1.9	0.5	0.4	0.4	0.3	0.8	2.4	3.1
Avg. Stride Freq. [Hz]	2.1	2.2	2.1	2.1	2.1	2.1	2.1	2.1	2.0
Avg. Stride Length [m]	6.3	8.0	7.7	7.6	7.5	7.5	7.2	7.1	7.2



- [] Ranking at each section and finish
- .-.- No data available at this section
- NA No data available



Horse/Jockey Name	Gotta Have Fun
Final Rank	6
Fastest Section Time (Section)	0:11.38 (1600m)
Top Speed [km/h] (Section)	63.7 (1600m)
Race State	Finished



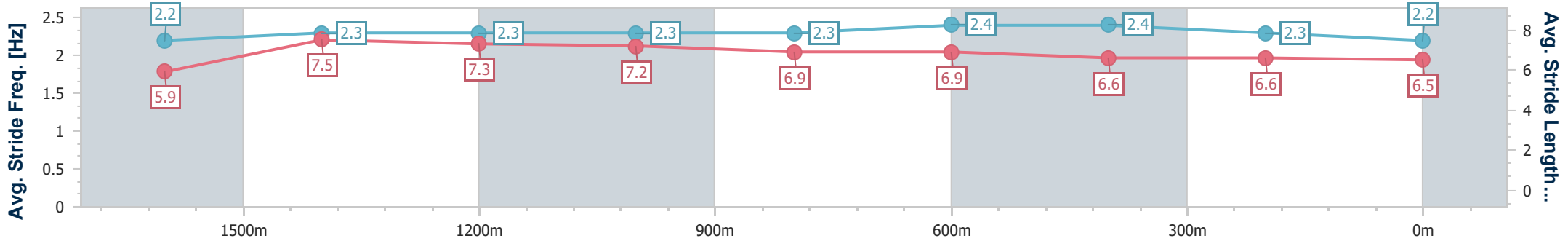
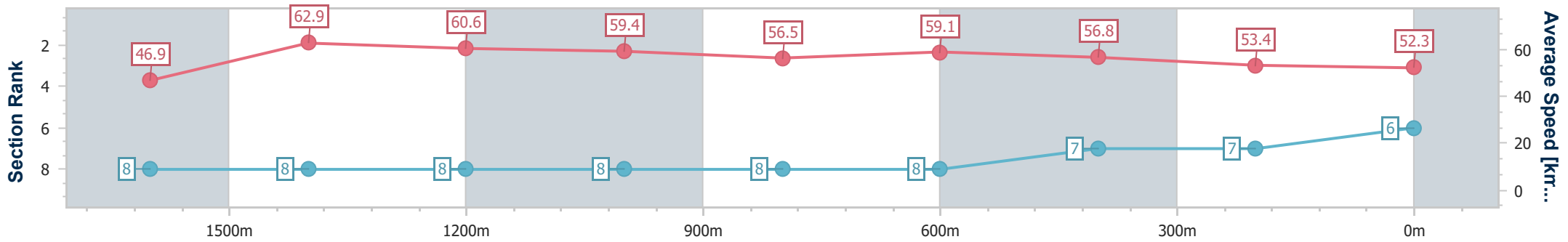
Toowoomba QLD Professional
Race 7: MORT & CO Maiden Handicap - 1850m



03 June 2023 - 20:15

Track Rating: Good 4 , Weather: Fine , Rail Position: +3m Entire

Section	Overall	1600m	1400m	1200m	1000m	800m	600m	400m	200m
Section Times	1:59.11 [6] (0:18.96)	1:40.15 [8] (0:11.38)	1:28.77 [8] (0:11.88)	1:16.89 [8] (0:12.11)	1:04.78 [8] (0:12.77)	0:52.01 [8] (0:12.20)	0:39.81 [8] (0:12.66)	0:27.15 [7] (0:13.42)	0:13.73 [7] (0:13.73)
Average Speed [km/h]	46.9	62.9	60.6	59.4	56.5	59.1	56.8	53.4	52.3
Top Speed [km/h]	62.4	63.7	62.7	60.3	57.3	61.1	59.1	54.8	53.8
Avg. Dist. to Rail [m]	4.0	1.3	0.5	1.3	0.3	1.4	0.7	1.6	0.2
Avg. Stride Freq. [Hz]	2.2	2.3	2.3	2.3	2.3	2.4	2.4	2.3	2.2
Avg. Stride Length [m]	5.9	7.5	7.3	7.2	6.9	6.9	6.6	6.6	6.5



- [] Ranking at each section and finish
- .-.- No data available at this section
- NA No data available



Horse/Jockey Name	Callywag
Final Rank	7
Fastest Section Time (Section)	0:11.31 (1600m)
Top Speed [km/h] (Section)	64.7 (1600m)
Race State	Finished



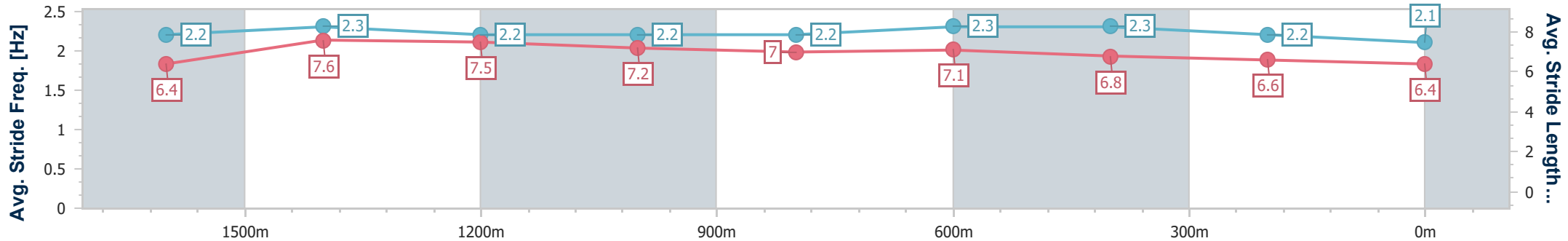
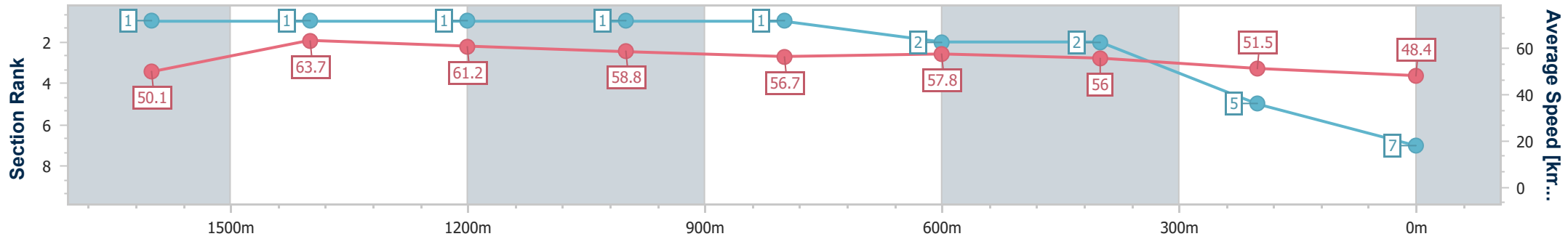
Toowoomba QLD Professional
Race 7: MORT & CO Maiden Handicap - 1850m



03 June 2023 - 20:15

Track Rating: Good 4 , Weather: Fine , Rail Position: +3m Entire

Section	Overall	1600m	1400m	1200m	1000m	800m	600m	400m	200m
Section Times	2:00.09 [7] (0:17.78)	1:42.31 [1] (0:11.31)	1:31.00 [1] (0:11.89)	1:19.11 [1] (0:12.25)	1:06.86 [1] (0:12.82)	0:54.04 [1] (0:12.56)	0:41.48 [2] (0:12.76)	0:28.72 [2] (0:13.88)	0:14.84 [5] (0:14.84)
Average Speed [km/h]	50.1	63.7	61.2	58.8	56.7	57.8	56.0	51.5	48.4
Top Speed [km/h]	64.3	64.7	62.8	60.3	57.7	58.7	58.7	54.7	50.2
Avg. Dist. to Rail [m]	3.8	1.1	1.7	2.3	2.1	1.6	1.2	2.0	2.3
Avg. Stride Freq. [Hz]	2.2	2.3	2.2	2.2	2.2	2.3	2.3	2.2	2.1
Avg. Stride Length [m]	6.4	7.6	7.5	7.2	7.0	7.1	6.8	6.6	6.4



- [] Ranking at each section and finish
- .-.- No data available at this section
- NA No data available



Horse/Jockey Name	Coco Jewel
Final Rank	8
Fastest Section Time (Section)	0:11.42 (1600m)
Top Speed [km/h] (Section)	64.6 (1600m)
Race State	Finished



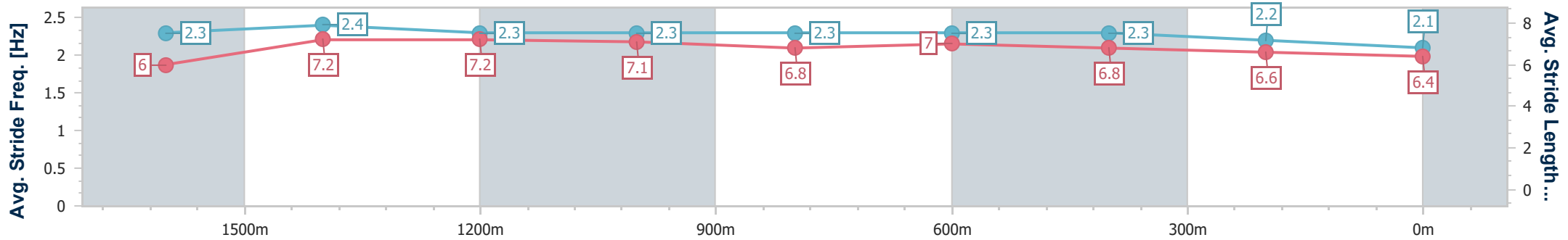
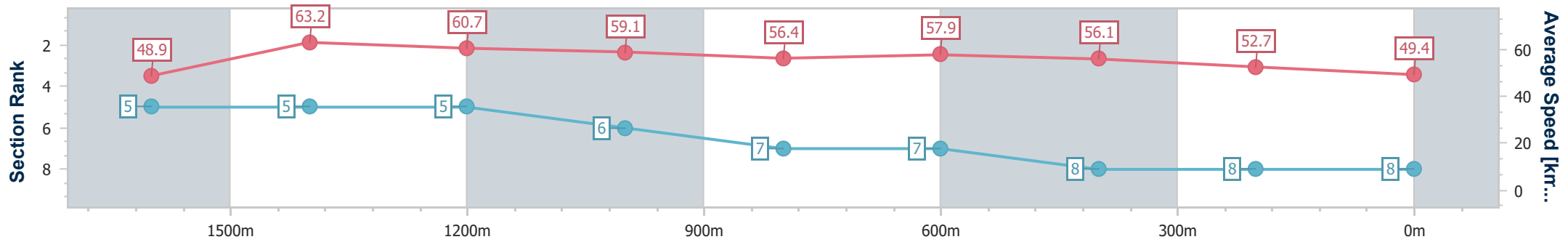
Toowoomba QLD Professional
Race 7: MORT & CO Maiden Handicap - 1850m



03 June 2023 - 20:15

Track Rating: Good 4 , Weather: Fine , Rail Position: +3m Entire

Section	Overall	1600m	1400m	1200m	1000m	800m	600m	400m	200m
Section Times	2:00.24 [8] (0:18.36)	1:41.88 [5] (0:11.42)	1:30.46 [5] (0:11.97)	1:18.49 [5] (0:12.19)	1:06.30 [6] (0:12.91)	0:53.39 [7] (0:12.54)	0:40.85 [7] (0:12.75)	0:28.10 [8] (0:13.58)	0:14.52 [8] (0:14.52)
Average Speed [km/h]	48.9	63.2	60.7	59.1	56.4	57.9	56.1	52.7	49.4
Top Speed [km/h]	63.9	64.6	63.3	60.1	57.7	59.2	58.2	53.8	51.9
Avg. Dist. to Rail [m]	2.9	1.0	1.9	2.2	2.5	2.1	1.4	1.3	0.6
Avg. Stride Freq. [Hz]	2.3	2.4	2.3	2.3	2.3	2.3	2.3	2.2	2.1
Avg. Stride Length [m]	6.0	7.2	7.2	7.1	6.8	7.0	6.8	6.6	6.4



- [] Ranking at each section and finish
- .-.- No data available at this section
- NA No data available