



# Toowoomba QLD Professional

## Race 6: SELECTED SEEDS Maiden Plate - 1000m

03 June 2023 - 19:45



Track Rating: Good 4 , Weather: Fine , Rail Position: +3m Entire

Section											Last 600m		
Field Times		Overall	800m	600m	400m	200m						0:35.32	
		1:00.29 (0:13.89)	0:46.40 (0:11.08)	0:35.32 (0:11.57)	0:23.75 (0:11.69)	0:12.06 (0:12.06)							
Rank	TAB	Horse/Jockey	Barrier	Top Speed [km/h]	Fastest Section						Margin	Distance Travelled [m]	
1	7	<b>RIVER DANZKA</b> Jake Molloy	9	66.8 Overall	0:11.08 800m	1:00.29 [1] (0:13.89)	0:46.40 [1] (0:11.08)	0:35.32 [1] (0:11.57)	0:23.75 [1] (0:11.69)	0:12.06 [1] (0:12.06)	1:00.29	0:35.32	
2	5	<b>DECIDER</b> Justin Stanley	3	66.1 800m	0:11.11 800m	1:00.75 [2] (0:15.11)	0:45.64 [8] (0:11.11)	0:34.53 [8] (0:11.23)	0:23.30 [7] (0:11.42)	0:11.88 [3] (0:11.88)	2.5L	0:34.53	+1
3	6	<b>EGALITE</b> Justin Huxtable	4	66.8 800m	0:11.08 800m	1:01.23 [3] (0:14.41)	0:46.82 [5] (0:11.08)	0:35.74 [5] (0:11.79)	0:23.95 [5] (0:11.65)	0:12.30 [4] (0:12.30)	5.3L	0:35.74	+1
4	8	<b>DRAGON CLAWS</b> Nicole Vuille	2	65.4 800m	0:11.21 800m	1:01.24 [4] (0:14.52)	0:46.72 [6] (0:11.21)	0:35.51 [7] (0:11.66)	0:23.85 [6] (0:11.87)	0:11.98 [6] (0:11.98)	5.4L	0:35.51	-1
5	10	<b>RED SHIRAZ</b> Micheal Hellyer	6	66.4 800m	0:11.05 800m	1:01.26 [5] (0:14.17)	0:47.09 [4] (0:11.05)	0:36.04 [3] (0:11.70)	0:24.34 [2] (0:11.88)	0:12.46 [2] (0:12.46)	5.5L	0:36.04	+3
6	2	<b>I AM JIMMY</b> Tessa Townsend	5	68.5 800m	0:11.10 800m	1:01.69 [6] (0:14.10)	0:47.59 [3] (0:11.10)	0:36.49 [2] (0:11.85)	0:24.64 [4] (0:12.10)	0:12.54 [5] (0:12.54)	8L	0:36.49	+4
7	3	<b>I'M RUSHIN</b> Montanna Savva	1	65.4 Overall	0:11.23 800m	1:02.56 [7] (0:14.07)	0:48.49 [2] (0:11.23)	0:37.26 [4] (0:11.75)	0:25.51 [3] (0:12.29)	0:13.22 [7] (0:13.22)	13L	0:37.26	-4
8	9	<b>FITZROY PLAIN</b> Luke Miller	7	66.5 800m	0:11.11 800m	1:02.65 [8] (0:14.55)	0:48.10 [7] (0:11.11)	0:36.99 [6] (0:11.85)	0:25.14 [8] (0:12.20)	0:12.94 [8] (0:12.94)	13.5L	0:36.99	+4

Scratched: Bright Realm (#1), Loaded Gun (#4)



Horse/Jockey Name	River Danzka
Final Rank	1
Fastest Section Time (Section)	0:11.08 (800m)
Top Speed [km/h] (Section)	66.8 (Overall)
Race State	Finished



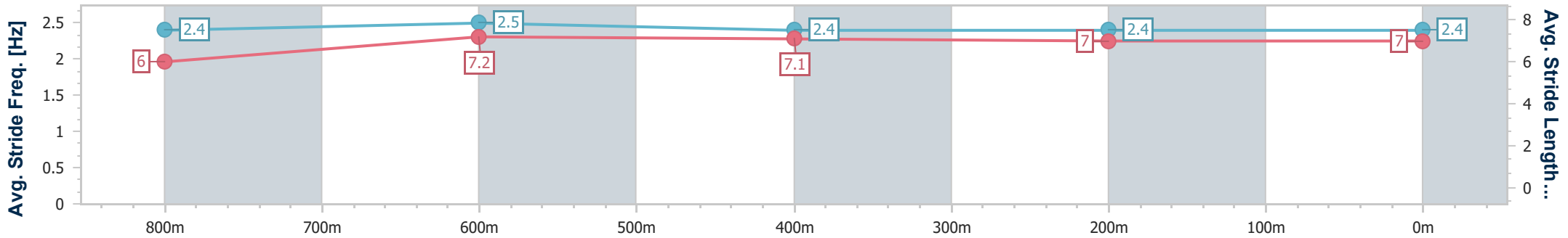
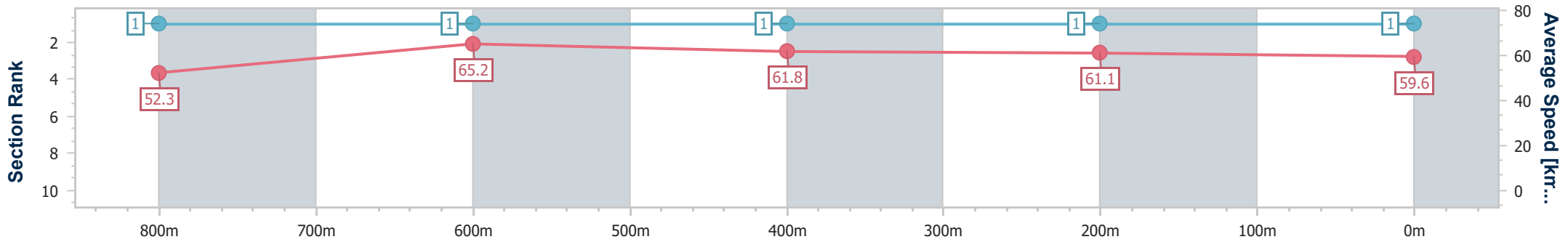
Toowoomba QLD Professional  
Race 6: SELECTED SEEDS Maiden Plate - 1000m



03 June 2023 - 19:45

Track Rating: Good 4 , Weather: Fine , Rail Position: +3m Entire

Section	Overall	800m	600m	400m	200m
Section Times	1:00.29 [1] (0:13.89)	0:46.40 [1] (0:11.08)	0:35.32 [1] (0:11.57)	0:23.75 [1] (0:11.69)	0:12.06 [1] (0:12.06)
Average Speed [km/h]	52.3	65.2	61.8	61.1	59.6
Top Speed [km/h]	66.8	66.4	63.8	62.2	61.1
Avg. Dist. to Rail [m]	4.7	0.6	1.0	2.0	2.3
Avg. Stride Freq. [Hz]	2.4	2.5	2.4	2.4	2.4
Avg. Stride Length [m]	6.0	7.2	7.1	7.0	7.0



- [ ] Ranking at each section and finish
- .-.- No data available at this section
- NA No data available



Horse/Jockey Name	Decider
Final Rank	2
Fastest Section Time (Section)	0:11.11 (800m)
Top Speed [km/h] (Section)	66.1 (800m)
Race State	Finished



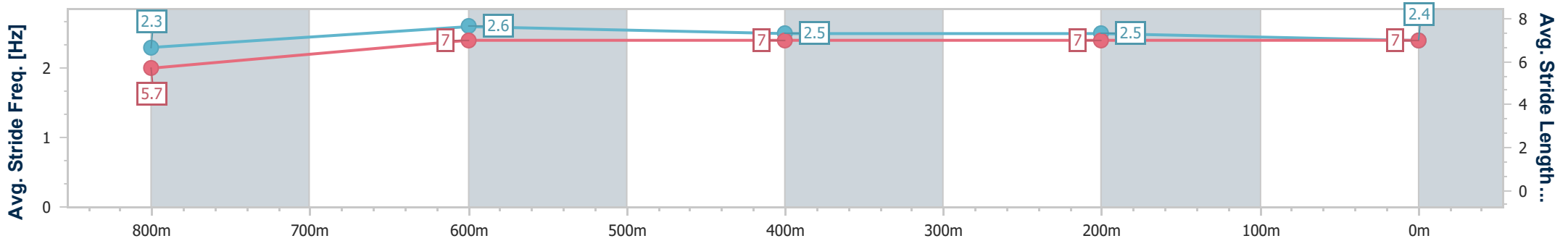
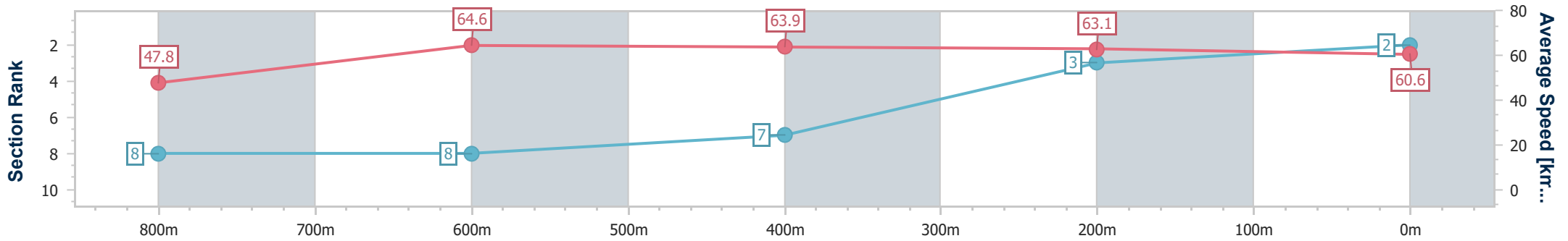
Toowoomba QLD Professional  
Race 6: SELECTED SEEDS Maiden Plate - 1000m



03 June 2023 - 19:45

Track Rating: Good 4 , Weather: Fine , Rail Position: +3m Entire

Section	Overall	800m	600m	400m	200m
Section Times	1:00.75 [2] (0:15.11)	0:45.64 [8] (0:11.11)	0:34.53 [8] (0:11.23)	0:23.30 [7] (0:11.42)	0:11.88 [3] (0:11.88)
Average Speed [km/h]	47.8	64.6	63.9	63.1	60.6
Top Speed [km/h]	63.7	66.1	65.0	64.1	63.3
Avg. Dist. to Rail [m]	2.2	0.6	0.8	1.1	2.1
Avg. Stride Freq. [Hz]	2.3	2.6	2.5	2.5	2.4
Avg. Stride Length [m]	5.7	7.0	7.0	7.0	7.0



- [ ] Ranking at each section and finish
- .-.- No data available at this section
- NA No data available



Horse/Jockey Name	Egalite
Final Rank	3
Fastest Section Time (Section)	0:11.08 (800m)
Top Speed [km/h] (Section)	66.8 (800m)
Race State	Finished



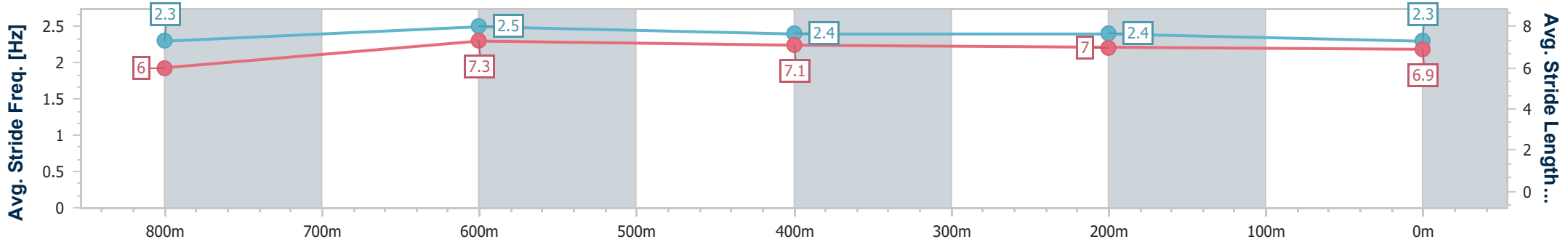
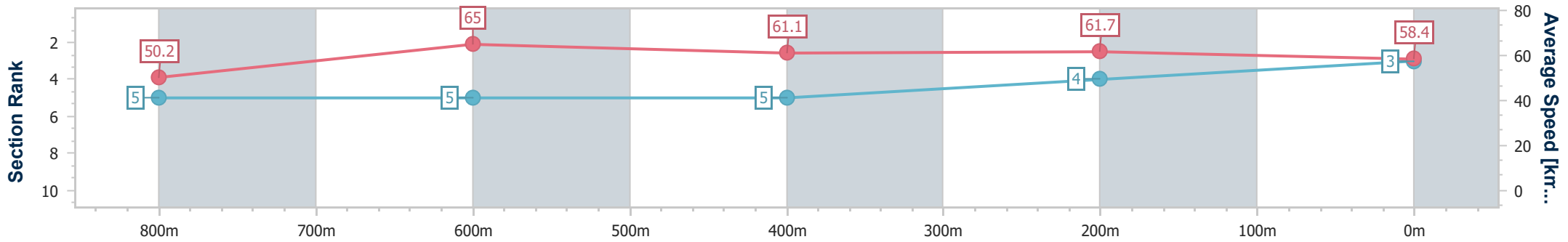
Toowoomba QLD Professional  
Race 6: SELECTED SEEDS Maiden Plate - 1000m



03 June 2023 - 19:45

Track Rating: Good 4 , Weather: Fine , Rail Position: +3m Entire

Section	Overall	800m	600m	400m	200m
Section Times	1:01.23 [3] (0:14.41)	0:46.82 [5] (0:11.08)	0:35.74 [5] (0:11.79)	0:23.95 [5] (0:11.65)	0:12.30 [4] (0:12.30)
Average Speed [km/h]	50.2	65.0	61.1	61.7	58.4
Top Speed [km/h]	65.2	66.8	64.4	63.5	61.3
Avg. Dist. to Rail [m]	2.4	0.5	0.4	0.4	0.3
Avg. Stride Freq. [Hz]	2.3	2.5	2.4	2.4	2.3
Avg. Stride Length [m]	6.0	7.3	7.1	7.0	6.9



- [ ] Ranking at each section and finish
- .-.- No data available at this section
- NA No data available



Horse/Jockey Name	Dragon Claws
Final Rank	4
Fastest Section Time (Section)	0:11.21 (800m)
Top Speed [km/h] (Section)	65.4 (800m)
Race State	Finished



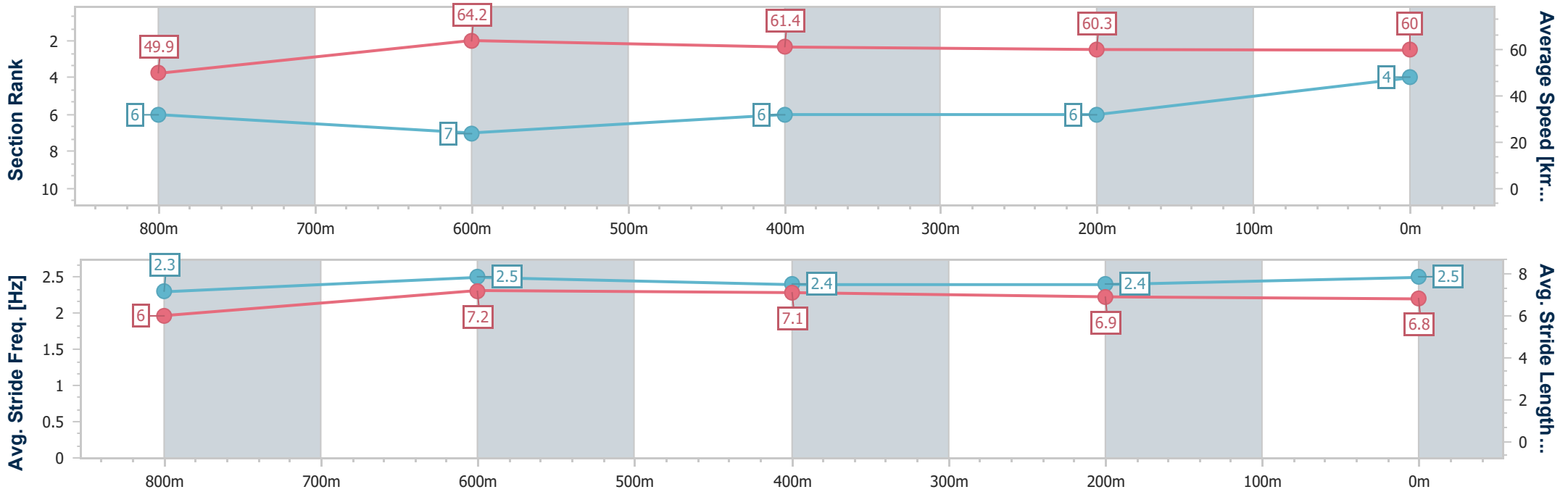
Toowoomba QLD Professional  
Race 6: SELECTED SEEDS Maiden Plate - 1000m



03 June 2023 - 19:45

Track Rating: Good 4 , Weather: Fine , Rail Position: +3m Entire

Section	Overall	800m	600m	400m	200m
Section Times	1:01.24 [4] (0:14.52)	0:46.72 [6] (0:11.21)	0:35.51 [7] (0:11.66)	0:23.85 [6] (0:11.87)	0:11.98 [6] (0:11.98)
Average Speed [km/h]	49.9	64.2	61.4	60.3	60.0
Top Speed [km/h]	63.0	65.4	64.1	61.1	60.7
Avg. Dist. to Rail [m]	2.2	0.4	1.2	1.9	3.5
Avg. Stride Freq. [Hz]	2.3	2.5	2.4	2.4	2.5
Avg. Stride Length [m]	6.0	7.2	7.1	6.9	6.8



- [ ] Ranking at each section and finish
- .-.- No data available at this section
- NA No data available



Horse/Jockey Name	Red Shiraz
Final Rank	5
Fastest Section Time (Section)	0:11.05 (800m)
Top Speed [km/h] (Section)	66.4 (800m)
Race State	Finished



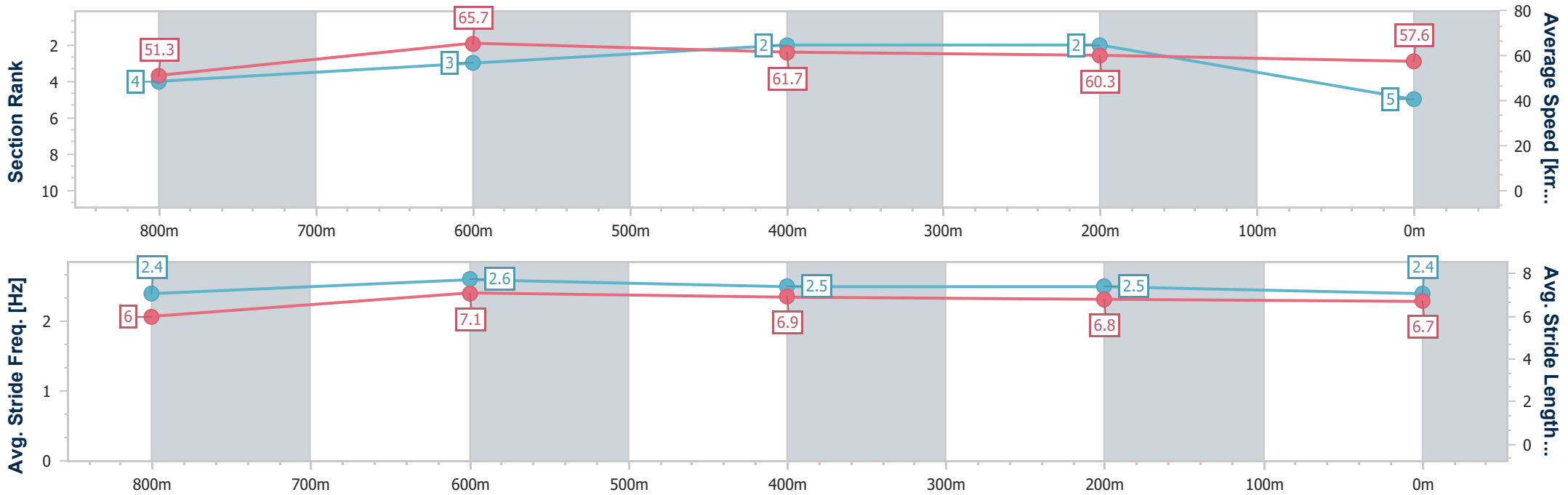
Toowoomba QLD Professional  
Race 6: SELECTED SEEDS Maiden Plate - 1000m



03 June 2023 - 19:45

Track Rating: Good 4 , Weather: Fine , Rail Position: +3m Entire

Section	Overall	800m	600m	400m	200m
Section Times	1:01.26 [5] (0:14.17)	0:47.09 [4] (0:11.05)	0:36.04 [3] (0:11.70)	0:24.34 [2] (0:11.88)	0:12.46 [2] (0:12.46)
Average Speed [km/h]	51.3	65.7	61.7	60.3	57.6
Top Speed [km/h]	66.3	66.4	64.7	61.4	60.2
Avg. Dist. to Rail [m]	3.5	2.6	0.6	1.3	0.7
Avg. Stride Freq. [Hz]	2.4	2.6	2.5	2.5	2.4
Avg. Stride Length [m]	6.0	7.1	6.9	6.8	6.7



- [ ] Ranking at each section and finish
- .-.- No data available at this section
- NA No data available



Horse/Jockey Name	I Am Jimmy
Final Rank	6
Fastest Section Time (Section)	0:11.10 (800m)
Top Speed [km/h] (Section)	68.5 (800m)
Race State	Finished



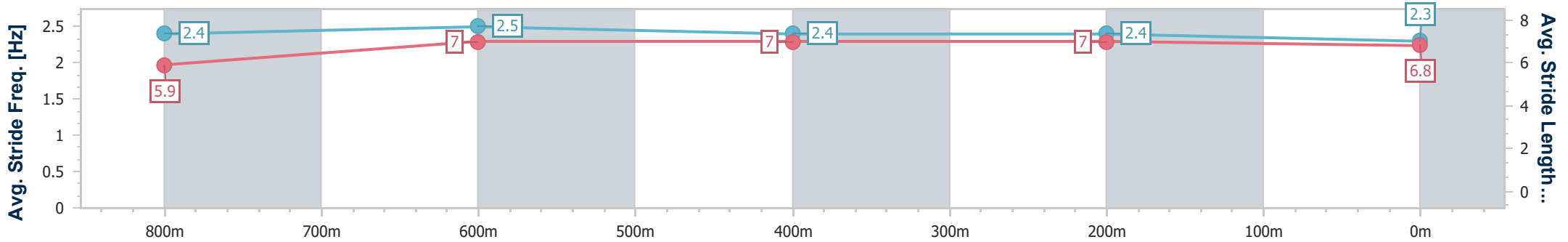
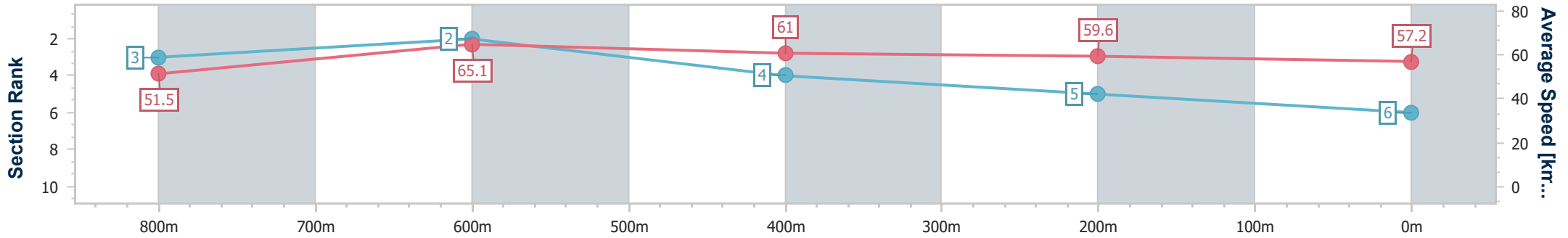
Toowoomba QLD Professional  
Race 6: SELECTED SEEDS Maiden Plate - 1000m



03 June 2023 - 19:45

Track Rating: Good 4 , Weather: Fine , Rail Position: +3m Entire

Section	Overall	800m	600m	400m	200m
Section Times	1:01.69 [6] (0:14.10)	0:47.59 [3] (0:11.10)	0:36.49 [2] (0:11.85)	0:24.64 [4] (0:12.10)	0:12.54 [5] (0:12.54)
Average Speed [km/h]	51.5	65.1	61.0	59.6	57.2
Top Speed [km/h]	65.1	68.5	63.5	60.5	58.3
Avg. Dist. to Rail [m]	3.3	1.3	0.7	0.3	1.7
Avg. Stride Freq. [Hz]	2.4	2.5	2.4	2.4	2.3
Avg. Stride Length [m]	5.9	7.0	7.0	7.0	6.8



- [ ] Ranking at each section and finish
- .-.- No data available at this section
- NA No data available



Horse/Jockey Name	I'm Rushin
Final Rank	7
Fastest Section Time (Section)	0:11.23 (800m)
Top Speed [km/h] (Section)	65.4 (Overall)
Race State	Finished



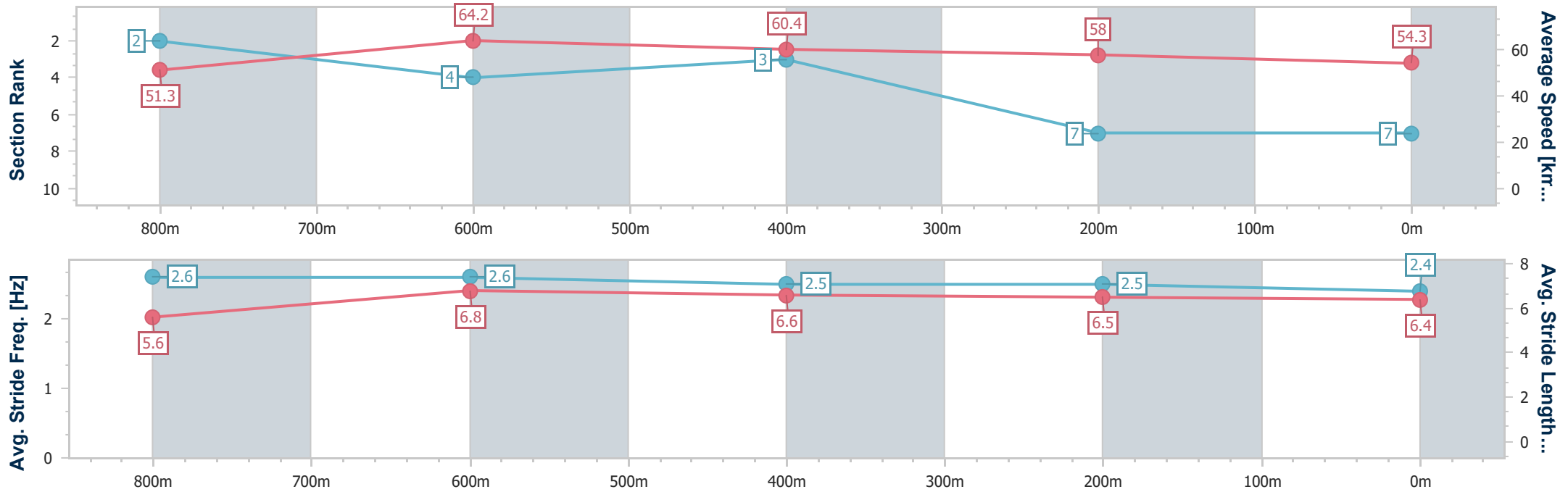
Toowoomba QLD Professional  
Race 6: SELECTED SEEDS Maiden Plate - 1000m



03 June 2023 - 19:45

Track Rating: Good 4 , Weather: Fine , Rail Position: +3m Entire

Section	Overall	800m	600m	400m	200m
Section Times	1:02.56 [7] (0:14.07)	0:48.49 [2] (0:11.23)	0:37.26 [4] (0:11.75)	0:25.51 [3] (0:12.29)	0:13.22 [7] (0:13.22)
Average Speed [km/h]	51.3	64.2	60.4	58.0	54.3
Top Speed [km/h]	65.4	65.4	63.3	59.0	56.3
Avg. Dist. to Rail [m]	1.5	0.7	2.4	2.2	0.9
Avg. Stride Freq. [Hz]	2.6	2.6	2.5	2.5	2.4
Avg. Stride Length [m]	5.6	6.8	6.6	6.5	6.4



- [ ] Ranking at each section and finish
- .-.- No data available at this section
- NA No data available





Horse/Jockey Name	Fitzroy Plain
Final Rank	8
Fastest Section Time (Section)	0:11.11 (800m)
Top Speed [km/h] (Section)	66.5 (800m)
Race State	Finished



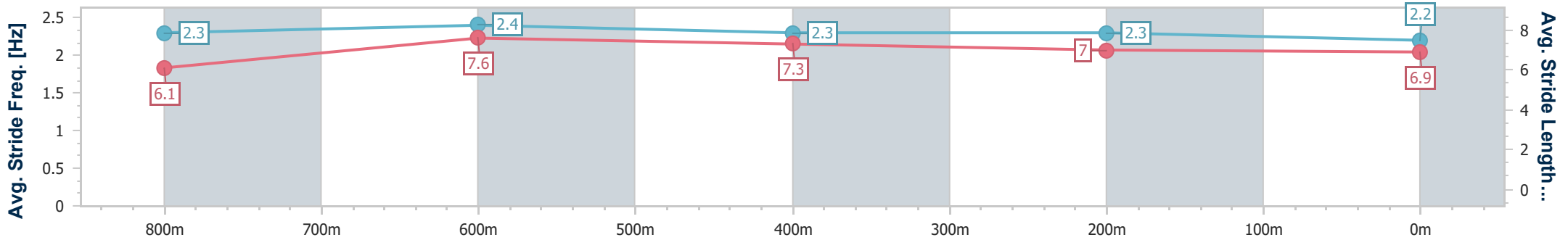
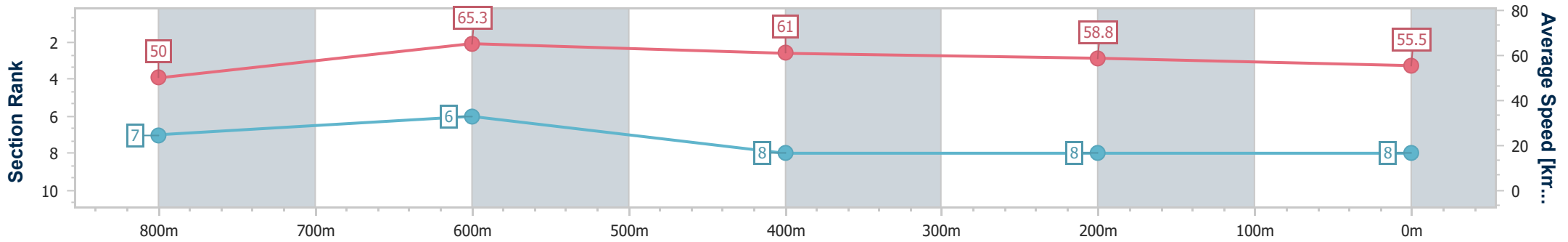
Toowoomba QLD Professional  
Race 6: SELECTED SEEDS Maiden Plate - 1000m



03 June 2023 - 19:45

Track Rating: Good 4 , Weather: Fine , Rail Position: +3m Entire

Section	Overall	800m	600m	400m	200m
Section Times	1:02.65 [8] (0:14.55)	0:48.10 [7] (0:11.11)	0:36.99 [6] (0:11.85)	0:25.14 [8] (0:12.20)	0:12.94 [8] (0:12.94)
Average Speed [km/h]	50.0	65.3	61.0	58.8	55.5
Top Speed [km/h]	66.3	66.5	63.3	59.8	58.0
Avg. Dist. to Rail [m]	5.9	1.8	1.0	0.9	1.3
Avg. Stride Freq. [Hz]	2.3	2.4	2.3	2.3	2.2
Avg. Stride Length [m]	6.1	7.6	7.3	7.0	6.9



- [ ] Ranking at each section and finish
- .-.- No data available at this section
- NA No data available