



Toowoomba QLD Professional
Race 1: 1EQUINE - FOR THE EQUINE ATHLETE BENCHMARK 62
Handicap - 1300m
03 June 2023 - 16:39



Track Rating: Good 4 , Weather: Fine , Rail Position: +3m Entire

| Section | | | | | | Overall | 1200m | 1000m | 800m | 600m | 400m | Last 600m |
|-------------|-----|--|---------|--|--------------------|---------------------------|--------------------------|--------------------------|--------------------------|--------------------------|--------------------------|------------------------|
| Field Times | | | | | | 1:19.53 (0:08.05) | 1:11.48 (0:10.86) | 1:00.62 (0:11.70) | 0:48.92 (0:12.48) | 0:36.44 (0:12.27) | 0:24.17 (0:12.11) | 0:00.00 |
| Rank | TAB | Horse/Jockey | Barrier | Top Speed [km/h] | Fastest Section | | | | | | | Distance Travelled [m] |
| 1 | 6 | PERFECT ENCOUNTER Jake Molloy | 4 | Data was not able to be tracked for this horse | -:--:- | -:--:- | -:--:- | -:--:- | -:--:- | -:--:- | -:--:- | -:--:- |
| 2 | 8 | DARING BELLE Cejay Graham | 11 | 64.7 1200m | 0:08.52 Overall | 1:19.53 [2] (0:08.52) | 1:11.01 [7] (0:11.56) | 0:59.45 [9] (0:12.18) | 0:47.27 [9] (0:12.31) | 0:34.96 [9] (0:11.70) | 0:23.26 [7] (0:11.55) | 0:34.96 -- |
| 3 | 9 | ILIKEIT ILOVEIT Montanna Savva | 1 | 67.5 1200m | 0:08.21 Overall | 1:19.86 [3] (0:08.21) | 1:11.65 [3] (0:11.13) | 1:00.52 [3] (0:12.11) | 0:48.41 [4] (0:12.43) | 0:35.98 [4] (0:11.86) | 0:24.12 [2] (0:11.93) | 0:35.98 -- |
| 4 | 11 | SQUEEZE DIS Adin Thompson | 3 | 67.5 1200m | 0:08.05 Overall | 1:19.93 [4] (0:08.05) | 1:11.88 [1] (0:11.08) | 1:00.80 [2] (0:12.08) | 0:48.72 [2] (0:12.47) | 0:36.25 [2] (0:11.95) | 0:24.30 [3] (0:12.10) | 0:36.25 -- |
| 5 | 1 | SEMPREINTE Justin Huxtable | 12 | 68.3 1200m | 0:08.12 Overall | 1:19.99 [5] (0:08.12) | 1:11.87 [2] (0:10.79) | 1:01.08 [1] (0:11.70) | 0:49.38 [1] (0:12.48) | 0:36.90 [1] (0:12.27) | 0:24.63 [1] (0:12.11) | 0:36.90 -- |
| 6 | 4 | TABULAM Tegan Harrison | 5 | 65.4 1200m | 0:08.23 Overall | 1:20.20 [6] (0:08.23) | 1:11.97 [4] (0:11.39) | 1:00.58 [5] (0:12.06) | 0:48.52 [5] (0:12.38) | 0:36.14 [5] (0:12.12) | 0:24.02 [6] (0:11.87) | 0:36.14 -- |
| 7 | 3 | VANTASTIC Luke Tarrant | 10 | 66.5 1200m | 0:08.70 Overall | 1:20.42 [7] (0:08.70) | 1:11.72 [8] (0:11.07) | 1:00.65 [6] (0:12.03) | 0:48.62 [6] (0:12.38) | 0:36.24 [7] (0:11.91) | 0:24.33 [5] (0:11.90) | 0:36.24 -- |
| 8 | 2 | JAC THE GREAT Micheal Hellyer | 6 | 65.4 1200m | 0:08.38 Overall | 1:20.88 [8] (0:08.38) | 1:12.50 [5] (0:11.38) | 1:01.12 [7] (0:12.12) | 0:49.00 [8] (0:12.33) | 0:36.67 [8] (0:12.08) | 0:24.59 [8] (0:11.99) | 0:36.67 -- |
| 9 | 5 | TUSCANY BOUND Sariah Champkin | 8 | 67.0 1200m | 0:08.71 Overall | 1:21.77 [9] (0:08.71) | 1:13.06 [9] (0:11.10) | 1:01.96 [8] (0:11.91) | 0:50.05 [7] (0:12.31) | 0:37.74 [6] (0:12.27) | 0:25.47 [9] (0:12.85) | 0:37.74 -- |
| 10 | 7 | SATELLITE SPIRIT Georgina Cartwright | 2 | 66.9 1200m | 0:08.49 Overall | 1:21.83 [10] (0:08.49) | 1:13.34 [6] (0:11.00) | 1:02.34 [4] (0:11.92) | 0:50.42 [3] (0:12.48) | 0:37.94 [3] (0:12.24) | 0:25.70 [4] (0:12.42) | 0:37.94 -- |

Scratched: Think I'm Dreaming (#10), Mensa Maestro (#12), Union Spirit (#13), Emperor's Secret (#14)



Toowoomba QLD Professional
Race 1: 1EQUINE - FOR THE EQUINE ATHLETE BENCHMARK 62
Handicap - 1300m
03 June 2023 - 16:39



Track Rating: Good 4 , Weather: Fine , Rail Position: +3m Entire

| Section | | | | | | | 200m | Last 600m | | |
|-------------|-----|--|---------|--|--------------------|--------------------------|----------------------|------------------------|--|--|
| Field Times | | | | | | | 0:12.06 (0:12.06) | 0:00.00 | | |
| Rank | TAB | Horse/Jockey | Barrier | Top Speed [km/h] | Fastest Section | Margin | Margin | Distance Travelled [m] | | |
| 1 | 6 | PERFECT ENCOUNTER Jake Molloy | 4 | Data was not able to be tracked for this horse | | -:--:-- | 1:19.39 | -:--:-- ----:-- | | |
| 2 | 8 | DARING BELLE Cejay Graham | 11 | 64.7 1200m | 0:08.52 Overall | 0:11.71 [3] (0:11.71) | 0.8L | 0:34.96 -- | | |
| 3 | 9 | ILIKEIT ILOVEIT Montanna Savva | 1 | 67.5 1200m | 0:08.21 Overall | 0:12.19 [2] (0:12.19) | 2.6L | 0:35.98 -- | | |
| 4 | 11 | SQUEEZE DIS Adin Thompson | 3 | 67.5 1200m | 0:08.05 Overall | 0:12.20 [4] (0:12.20) | 2.9L | 0:36.25 -- | | |
| 5 | 1 | SEMPREINTE Justin Huxtable | 12 | 68.3 1200m | 0:08.12 Overall | 0:12.52 [1] (0:12.52) | 3.1L | 0:36.90 -- | | |
| 6 | 4 | TABULAM Tegan Harrison | 5 | 65.4 1200m | 0:08.23 Overall | 0:12.15 [6] (0:12.15) | 4.1L | 0:36.14 -- | | |
| 7 | 3 | VANTASTIC Luke Tarrant | 10 | 66.5 1200m | 0:08.70 Overall | 0:12.43 [5] (0:12.43) | 5.4L | 0:36.24 -- | | |
| 8 | 2 | JAC THE GREAT Micheal Hellyer | 6 | 65.4 1200m | 0:08.38 Overall | 0:12.60 [7] (0:12.60) | 7.9L | 0:36.67 -- | | |
| 9 | 5 | TUSCANY BOUND Sariah Champkin | 8 | 67.0 1200m | 0:08.71 Overall | 0:12.62 [9] (0:12.62) | 13.2L | 0:37.74 -- | | |
| 10 | 7 | SATELLITE SPIRIT Georgina Cartwright | 2 | 66.9 1200m | 0:08.49 Overall | 0:13.28 [8] (0:13.28) | 13.4L | 0:37.94 -- | | |

Scratched: Think I'm Dreaming (#10), Mensa Maestro (#12), Union Spirit (#13), Emperor's Secret (#14)

[] Ranking at each section and finish
 -:--:-- No data available at this section
 NA No data available

SCN Saddle cloth number
 DNF Did not finish
 DNT Did not track



| | |
|--------------------------------|-------------------|
| Horse/Jockey Name | Daring Belle |
| Final Rank | 2 |
| Fastest Section Time (Section) | 0:08.52 (Overall) |
| Top Speed [km/h] (Section) | 64.7 (1200m) |
| Race State | Finished |

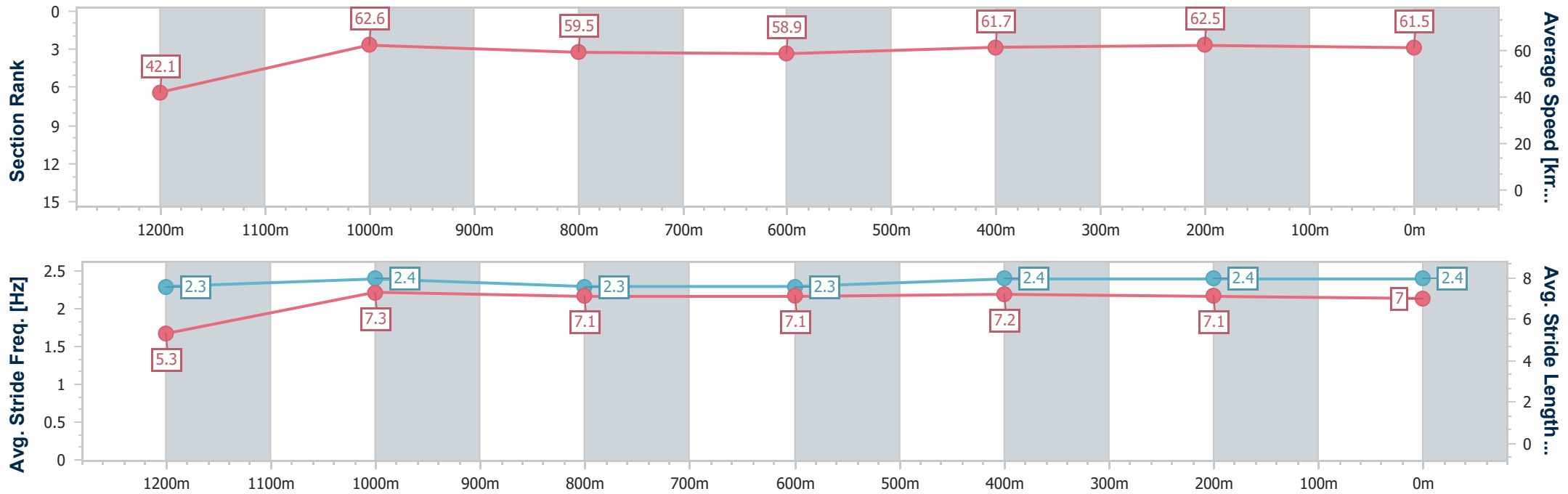


Toowoomba QLD Professional
 Race 1: 1EQUINE - FOR THE EQUINE ATHLETE BENCHMARK
 62 Handicap - 1300m
 03 June 2023 - 16:39



Track Rating: Good 4 , Weather: Fine , Rail Position: +3m Entire

| Section | Overall | 1200m | 1000m | 800m | 600m | 400m | 200m |
|------------------------|--------------------------|--------------------------|--------------------------|--------------------------|--------------------------|--------------------------|--------------------------|
| Section Times | 1:19.53 [2] (0:08.52) | 1:11.01 [7] (0:11.56) | 0:59.45 [9] (0:12.18) | 0:47.27 [9] (0:12.31) | 0:34.96 [9] (0:11.70) | 0:23.26 [7] (0:11.55) | 0:11.71 [3] (0:11.71) |
| Average Speed [km/h] | 42.1 | 62.6 | 59.5 | 58.9 | 61.7 | 62.5 | 61.5 |
| Top Speed [km/h] | 57.3 | 64.7 | 62.8 | 59.7 | 62.6 | 63.3 | 62.3 |
| Avg. Dist. to Rail [m] | 11.2 | 6.1 | 3.1 | 1.3 | 0.6 | 1.8 | 5.4 |
| Avg. Stride Freq. [Hz] | 2.3 | 2.4 | 2.3 | 2.3 | 2.4 | 2.4 | 2.4 |
| Avg. Stride Length [m] | 5.3 | 7.3 | 7.1 | 7.1 | 7.2 | 7.1 | 7.0 |



- [] Ranking at each section and finish
- .-.- No data available at this section
- NA No data available



| | |
|--------------------------------|-------------------|
| Horse/Jockey Name | Ilkeit Ilveit |
| Final Rank | 3 |
| Fastest Section Time (Section) | 0:08.21 (Overall) |
| Top Speed [km/h] (Section) | 67.5 (1200m) |
| Race State | Finished |



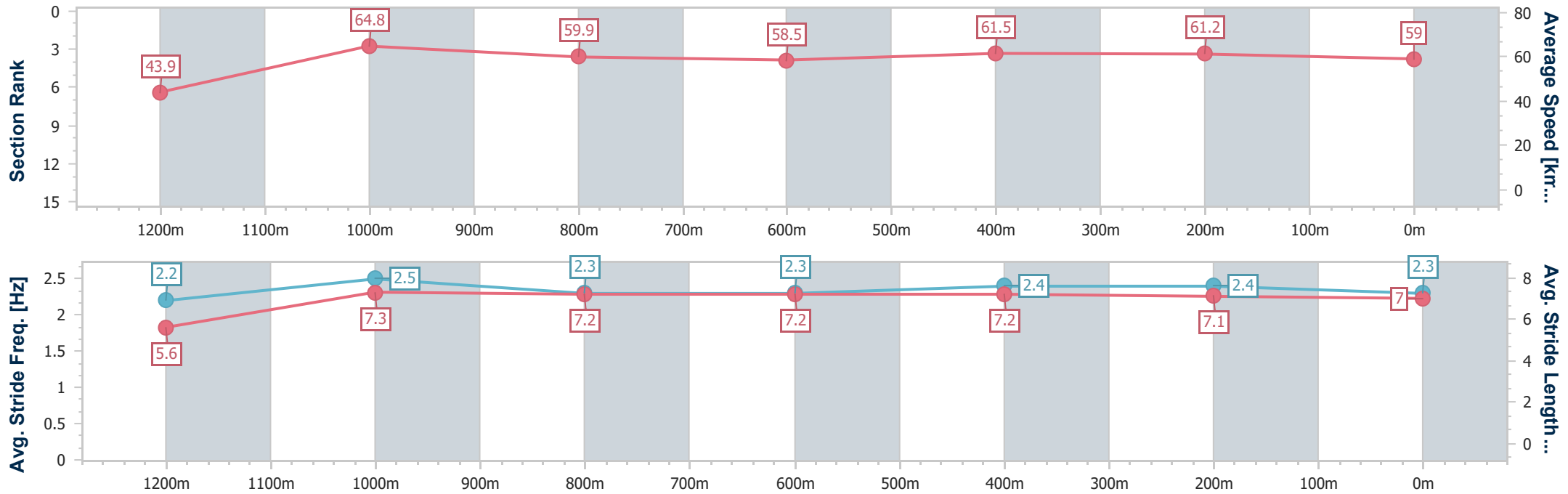
Toowoomba QLD Professional
 Race 1: 1EQUINE - FOR THE EQUINE ATHLETE BENCHMARK
 62 Handicap - 1300m



03 June 2023 - 16:39

Track Rating: Good 4 , Weather: Fine , Rail Position: +3m Entire

| Section | Overall | 1200m | 1000m | 800m | 600m | 400m | 200m |
|------------------------|--------------------------|--------------------------|--------------------------|--------------------------|--------------------------|--------------------------|--------------------------|
| Section Times | 1:19.86 [3] (0:08.21) | 1:11.65 [3] (0:11.13) | 1:00.52 [3] (0:12.11) | 0:48.41 [4] (0:12.43) | 0:35.98 [4] (0:11.86) | 0:24.12 [2] (0:11.93) | 0:12.19 [2] (0:12.19) |
| Average Speed [km/h] | 43.9 | 64.8 | 59.9 | 58.5 | 61.5 | 61.2 | 59.0 |
| Top Speed [km/h] | 62.6 | 67.5 | 61.9 | 59.4 | 62.0 | 61.9 | 60.6 |
| Avg. Dist. to Rail [m] | 4.4 | 3.2 | 2.6 | 2.5 | 2.2 | 4.7 | 7.1 |
| Avg. Stride Freq. [Hz] | 2.2 | 2.5 | 2.3 | 2.3 | 2.4 | 2.4 | 2.3 |
| Avg. Stride Length [m] | 5.6 | 7.3 | 7.2 | 7.2 | 7.2 | 7.1 | 7.0 |



- [] Ranking at each section and finish
- .-.- No data available at this section
- NA No data available



| | |
|--------------------------------|-------------------|
| Horse/Jockey Name | Squeeze Dis |
| Final Rank | 4 |
| Fastest Section Time (Section) | 0:08.05 (Overall) |
| Top Speed [km/h] (Section) | 67.5 (1200m) |
| Race State | Finished |

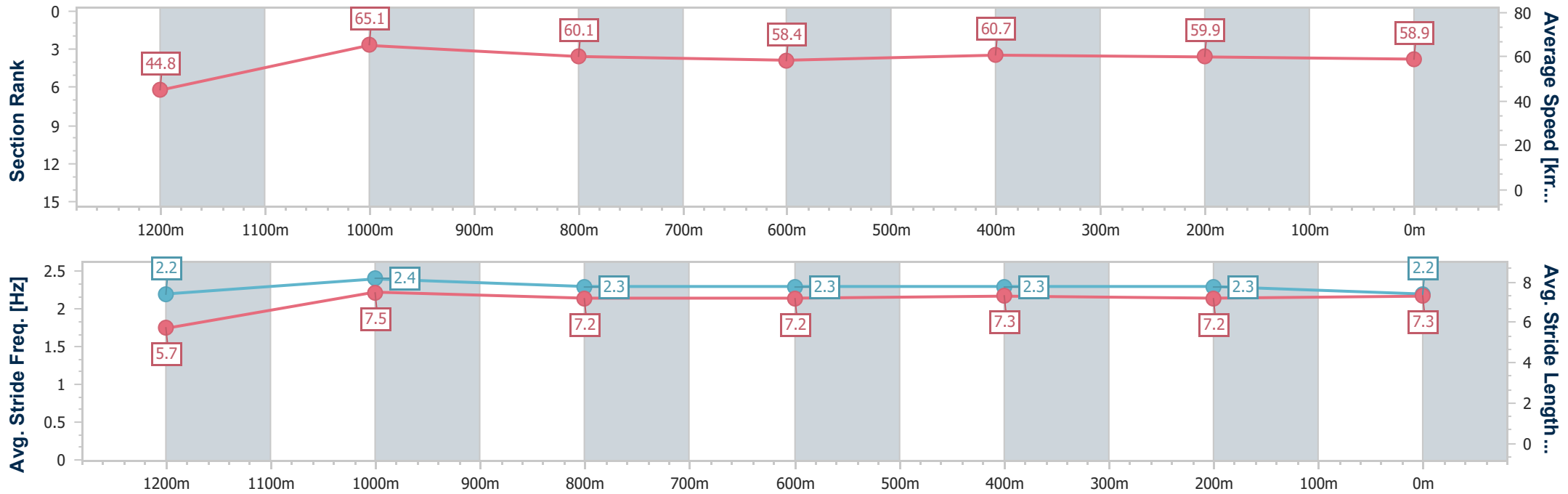


Toowoomba QLD Professional
 Race 1: 1EQUINE - FOR THE EQUINE ATHLETE BENCHMARK
 62 Handicap - 1300m
 03 June 2023 - 16:39



Track Rating: Good 4 , Weather: Fine , Rail Position: +3m Entire

| Section | Overall | 1200m | 1000m | 800m | 600m | 400m | 200m |
|------------------------|--------------------------|--------------------------|--------------------------|--------------------------|--------------------------|--------------------------|--------------------------|
| Section Times | 1:19.93 [4] (0:08.05) | 1:11.88 [1] (0:11.08) | 1:00.80 [2] (0:12.08) | 0:48.72 [2] (0:12.47) | 0:36.25 [2] (0:11.95) | 0:24.30 [3] (0:12.10) | 0:12.20 [4] (0:12.20) |
| Average Speed [km/h] | 44.8 | 65.1 | 60.1 | 58.4 | 60.7 | 59.9 | 58.9 |
| Top Speed [km/h] | 61.1 | 67.5 | 62.9 | 59.9 | 61.6 | 60.9 | 60.0 |
| Avg. Dist. to Rail [m] | 5.8 | 3.9 | 2.8 | 2.6 | 1.5 | 2.4 | 2.6 |
| Avg. Stride Freq. [Hz] | 2.2 | 2.4 | 2.3 | 2.3 | 2.3 | 2.3 | 2.2 |
| Avg. Stride Length [m] | 5.7 | 7.5 | 7.2 | 7.2 | 7.3 | 7.2 | 7.3 |



- [] Ranking at each section and finish
- .-.- No data available at this section
- NA No data available



| | |
|--------------------------------|-------------------|
| Horse/Jockey Name | Sempreinte |
| Final Rank | 5 |
| Fastest Section Time (Section) | 0:08.12 (Overall) |
| Top Speed [km/h] (Section) | 68.3 (1200m) |
| Race State | Finished |

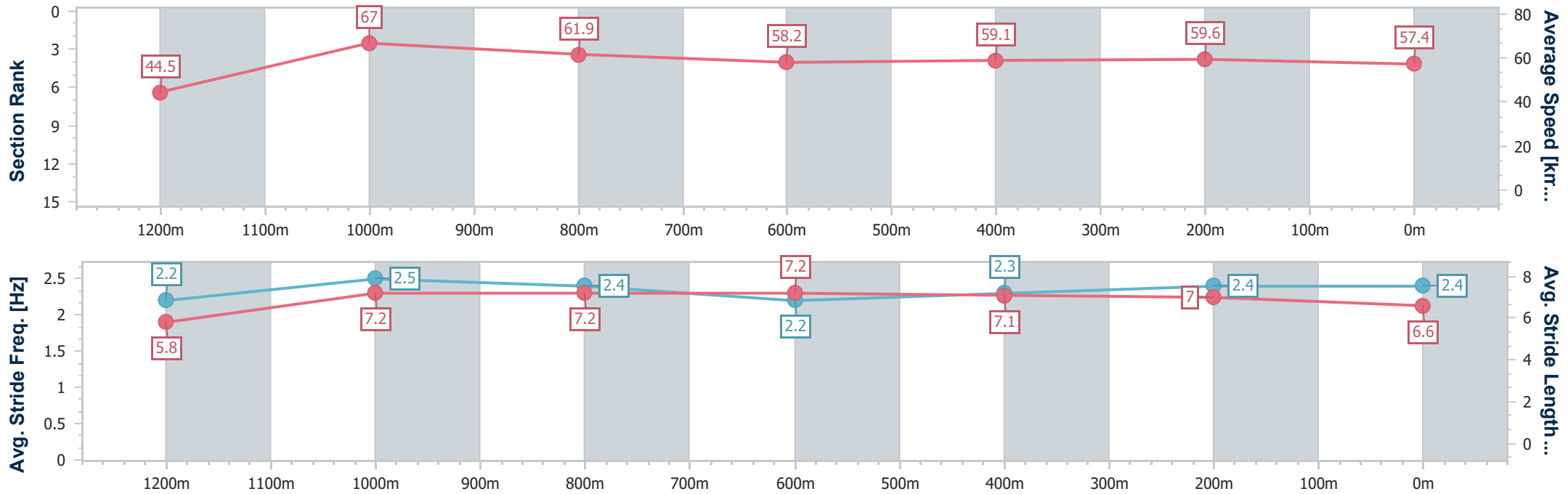


Toowoomba QLD Professional
 Race 1: 1EQUINE - FOR THE EQUINE ATHLETE BENCHMARK
 62 Handicap - 1300m
 03 June 2023 - 16:39



Track Rating: Good 4 , Weather: Fine , Rail Position: +3m Entire

| Section | Overall | 1200m | 1000m | 800m | 600m | 400m | 200m |
|------------------------|--------------------------|--------------------------|--------------------------|--------------------------|--------------------------|--------------------------|--------------------------|
| Section Times | 1:19.99 [5] (0:08.12) | 1:11.87 [2] (0:10.79) | 1:01.08 [1] (0:11.70) | 0:49.38 [1] (0:12.48) | 0:36.90 [1] (0:12.27) | 0:24.63 [1] (0:12.11) | 0:12.52 [1] (0:12.52) |
| Average Speed [km/h] | 44.5 | 67.0 | 61.9 | 58.2 | 59.1 | 59.6 | 57.4 |
| Top Speed [km/h] | 61.8 | 68.3 | 66.6 | 58.9 | 60.1 | 60.8 | 59.7 |
| Avg. Dist. to Rail [m] | 10.8 | 6.2 | 2.3 | 1.9 | 1.2 | 1.2 | 1.3 |
| Avg. Stride Freq. [Hz] | 2.2 | 2.5 | 2.4 | 2.2 | 2.3 | 2.4 | 2.4 |
| Avg. Stride Length [m] | 5.8 | 7.2 | 7.2 | 7.2 | 7.1 | 7.0 | 6.6 |



- [] Ranking at each section and finish
- .-.- No data available at this section
- NA No data available



| | |
|--------------------------------|-------------------|
| Horse/Jockey Name | Tabulam |
| Final Rank | 6 |
| Fastest Section Time (Section) | 0:08.23 (Overall) |
| Top Speed [km/h] (Section) | 65.4 (1200m) |
| Race State | Finished |

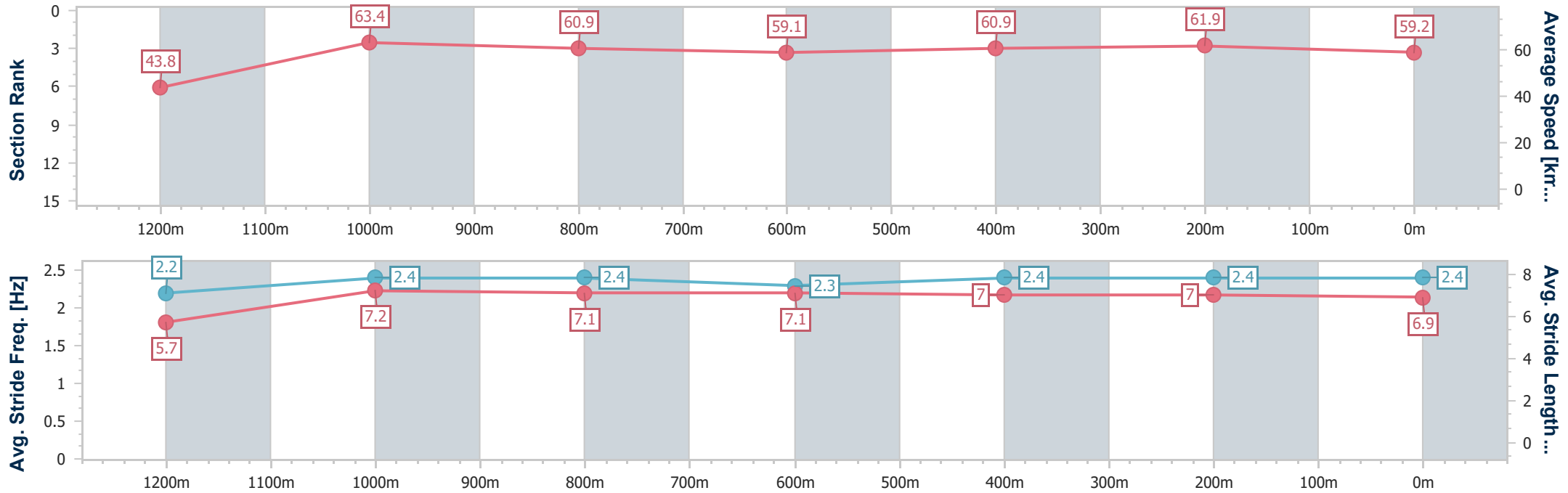


Toowoomba QLD Professional
 Race 1: 1EQUINE - FOR THE EQUINE ATHLETE BENCHMARK
 62 Handicap - 1300m
 03 June 2023 - 16:39



Track Rating: Good 4 , Weather: Fine , Rail Position: +3m Entire

| Section | Overall | 1200m | 1000m | 800m | 600m | 400m | 200m |
|------------------------|--------------------------|--------------------------|--------------------------|--------------------------|--------------------------|--------------------------|--------------------------|
| Section Times | 1:20.20 [6] (0:08.23) | 1:11.97 [4] (0:11.39) | 1:00.58 [5] (0:12.06) | 0:48.52 [5] (0:12.38) | 0:36.14 [5] (0:12.12) | 0:24.02 [6] (0:11.87) | 0:12.15 [6] (0:12.15) |
| Average Speed [km/h] | 43.8 | 63.4 | 60.9 | 59.1 | 60.9 | 61.9 | 59.2 |
| Top Speed [km/h] | 59.1 | 65.4 | 63.6 | 60.4 | 61.9 | 62.8 | 61.2 |
| Avg. Dist. to Rail [m] | 10.9 | 7.8 | 5.9 | 4.2 | 4.6 | 6.8 | 8.3 |
| Avg. Stride Freq. [Hz] | 2.2 | 2.4 | 2.4 | 2.3 | 2.4 | 2.4 | 2.4 |
| Avg. Stride Length [m] | 5.7 | 7.2 | 7.1 | 7.1 | 7.0 | 7.0 | 6.9 |



- [] Ranking at each section and finish
- .-.- No data available at this section
- NA No data available



| | |
|--------------------------------|-------------------|
| Horse/Jockey Name | Vantastic |
| Final Rank | 7 |
| Fastest Section Time (Section) | 0:08.70 (Overall) |
| Top Speed [km/h] (Section) | 66.5 (1200m) |
| Race State | Finished |

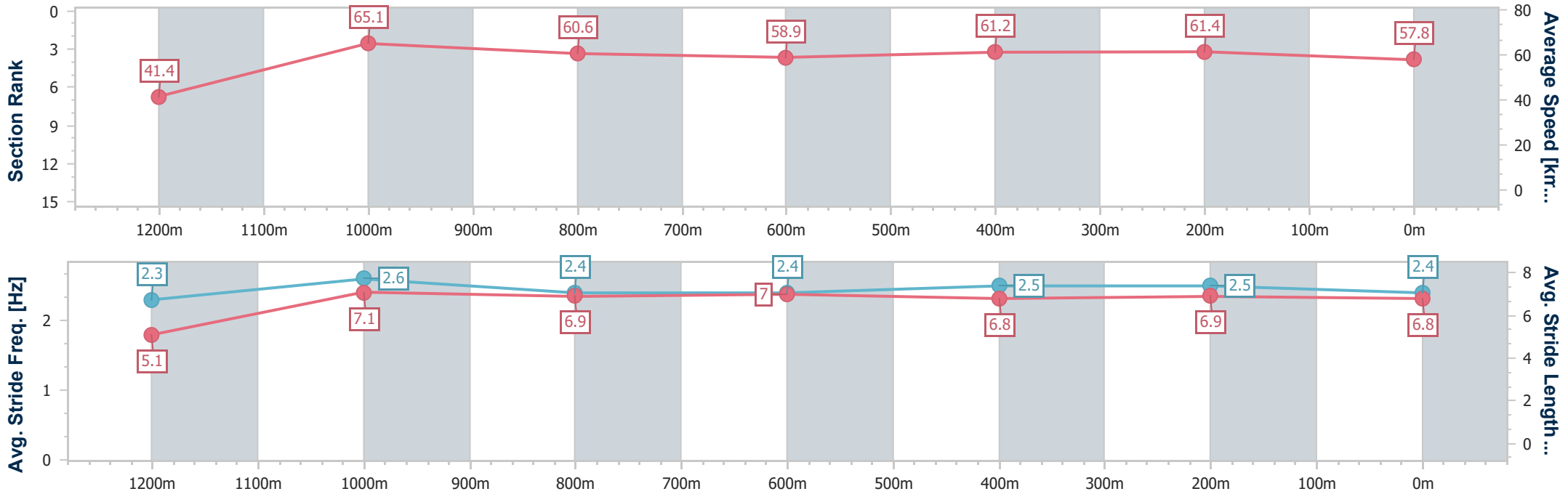


Toowoomba QLD Professional
 Race 1: 1EQUINE - FOR THE EQUINE ATHLETE BENCHMARK
 62 Handicap - 1300m
 03 June 2023 - 16:39



Track Rating: Good 4 , Weather: Fine , Rail Position: +3m Entire

| Section | Overall | 1200m | 1000m | 800m | 600m | 400m | 200m |
|------------------------|--------------------------|--------------------------|--------------------------|--------------------------|--------------------------|--------------------------|--------------------------|
| Section Times | 1:20.42 [7] (0:08.70) | 1:11.72 [8] (0:11.07) | 1:00.65 [6] (0:12.03) | 0:48.62 [6] (0:12.38) | 0:36.24 [7] (0:11.91) | 0:24.33 [5] (0:11.90) | 0:12.43 [5] (0:12.43) |
| Average Speed [km/h] | 41.4 | 65.1 | 60.6 | 58.9 | 61.2 | 61.4 | 57.8 |
| Top Speed [km/h] | 61.9 | 66.5 | 66.5 | 60.5 | 63.4 | 63.2 | 59.7 |
| Avg. Dist. to Rail [m] | 9.4 | 3.6 | 3.7 | 3.3 | 2.5 | 5.2 | 8.1 |
| Avg. Stride Freq. [Hz] | 2.3 | 2.6 | 2.4 | 2.4 | 2.5 | 2.5 | 2.4 |
| Avg. Stride Length [m] | 5.1 | 7.1 | 6.9 | 7.0 | 6.8 | 6.9 | 6.8 |



- [] Ranking at each section and finish
- .-.- No data available at this section
- NA No data available



| | |
|--------------------------------|-------------------|
| Horse/Jockey Name | Jac The Great |
| Final Rank | 8 |
| Fastest Section Time (Section) | 0:08.38 (Overall) |
| Top Speed [km/h] (Section) | 65.4 (1200m) |
| Race State | Finished |

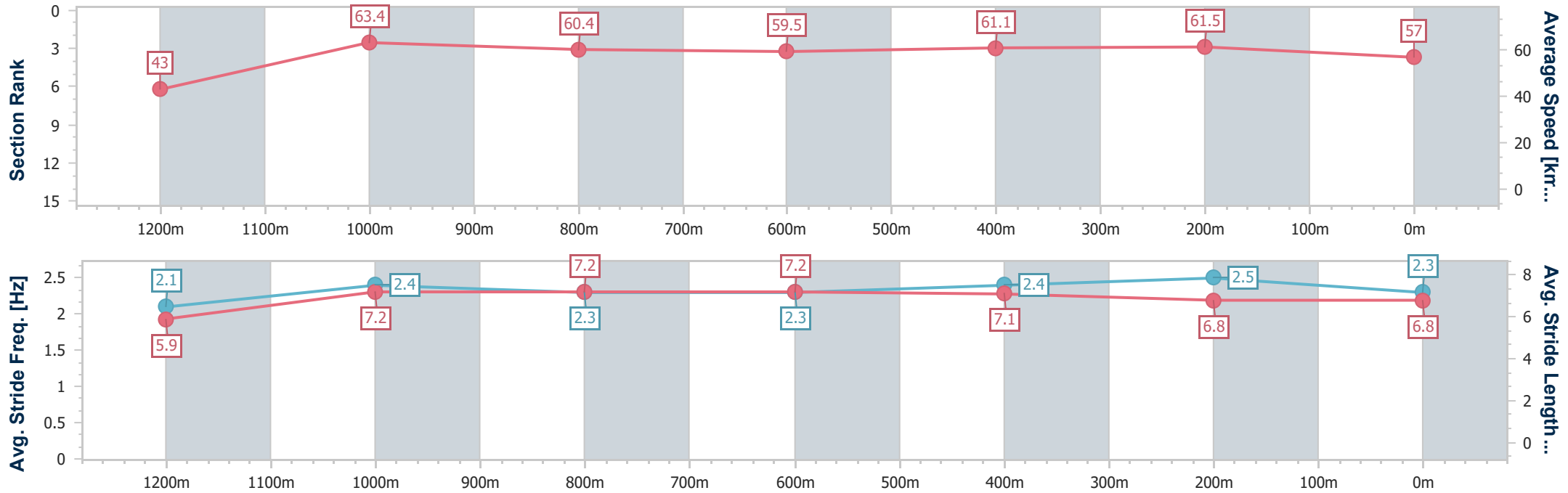


Toowoomba QLD Professional
 Race 1: 1EQUINE - FOR THE EQUINE ATHLETE BENCHMARK
 62 Handicap - 1300m
 03 June 2023 - 16:39



Track Rating: Good 4 , Weather: Fine , Rail Position: +3m Entire

| Section | Overall | 1200m | 1000m | 800m | 600m | 400m | 200m |
|------------------------|--------------------------|--------------------------|--------------------------|--------------------------|--------------------------|--------------------------|--------------------------|
| Section Times | 1:20.88 [8] (0:08.38) | 1:12.50 [5] (0:11.38) | 1:01.12 [7] (0:12.12) | 0:49.00 [8] (0:12.33) | 0:36.67 [8] (0:12.08) | 0:24.59 [8] (0:11.99) | 0:12.60 [7] (0:12.60) |
| Average Speed [km/h] | 43.0 | 63.4 | 60.4 | 59.5 | 61.1 | 61.5 | 57.0 |
| Top Speed [km/h] | 60.0 | 65.4 | 64.1 | 60.3 | 62.0 | 62.5 | 60.8 |
| Avg. Dist. to Rail [m] | 9.7 | 5.8 | 5.2 | 5.1 | 4.6 | 7.1 | 10.1 |
| Avg. Stride Freq. [Hz] | 2.1 | 2.4 | 2.3 | 2.3 | 2.4 | 2.5 | 2.3 |
| Avg. Stride Length [m] | 5.9 | 7.2 | 7.2 | 7.2 | 7.1 | 6.8 | 6.8 |



- [] Ranking at each section and finish
- .-.- No data available at this section
- NA No data available



| | |
|--------------------------------|-------------------|
| Horse/Jockey Name | Tuscany Bound |
| Final Rank | 9 |
| Fastest Section Time (Section) | 0:08.71 (Overall) |
| Top Speed [km/h] (Section) | 67.0 (1200m) |
| Race State | Finished |

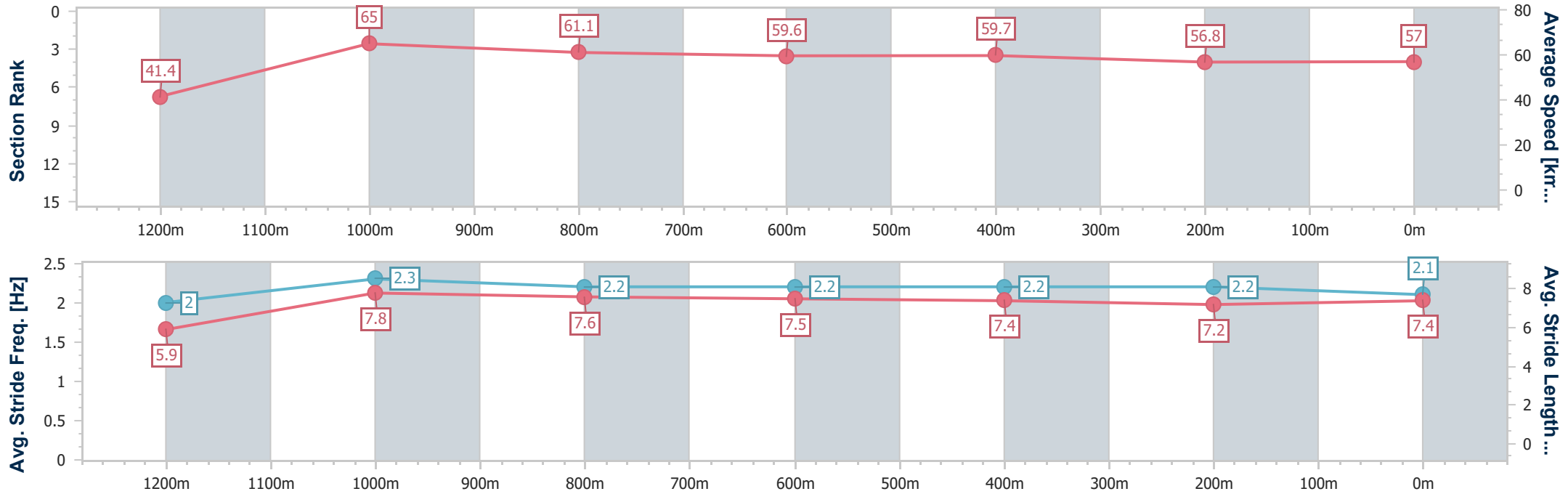


Toowoomba QLD Professional
 Race 1: 1EQUINE - FOR THE EQUINE ATHLETE BENCHMARK
 62 Handicap - 1300m
 03 June 2023 - 16:39



Track Rating: Good 4 , Weather: Fine , Rail Position: +3m Entire

| Section | Overall | 1200m | 1000m | 800m | 600m | 400m | 200m |
|------------------------|--------------------------|--------------------------|--------------------------|--------------------------|--------------------------|--------------------------|--------------------------|
| Section Times | 1:21.77 [9] (0:08.71) | 1:13.06 [9] (0:11.10) | 1:01.96 [8] (0:11.91) | 0:50.05 [7] (0:12.31) | 0:37.74 [6] (0:12.27) | 0:25.47 [9] (0:12.85) | 0:12.62 [9] (0:12.62) |
| Average Speed [km/h] | 41.4 | 65.0 | 61.1 | 59.6 | 59.7 | 56.8 | 57.0 |
| Top Speed [km/h] | 61.1 | 67.0 | 65.9 | 60.7 | 60.5 | 58.2 | 57.5 |
| Avg. Dist. to Rail [m] | 7.8 | 5.0 | 3.9 | 4.1 | 3.5 | 3.4 | 0.7 |
| Avg. Stride Freq. [Hz] | 2.0 | 2.3 | 2.2 | 2.2 | 2.2 | 2.2 | 2.1 |
| Avg. Stride Length [m] | 5.9 | 7.8 | 7.6 | 7.5 | 7.4 | 7.2 | 7.4 |



- [] Ranking at each section and finish
- .-.- No data available at this section
- NA No data available



| | |
|--------------------------------|-------------------|
| Horse/Jockey Name | Satellite Spirit |
| Final Rank | 10 |
| Fastest Section Time (Section) | 0:08.49 (Overall) |
| Top Speed [km/h] (Section) | 66.9 (1200m) |
| Race State | Finished |

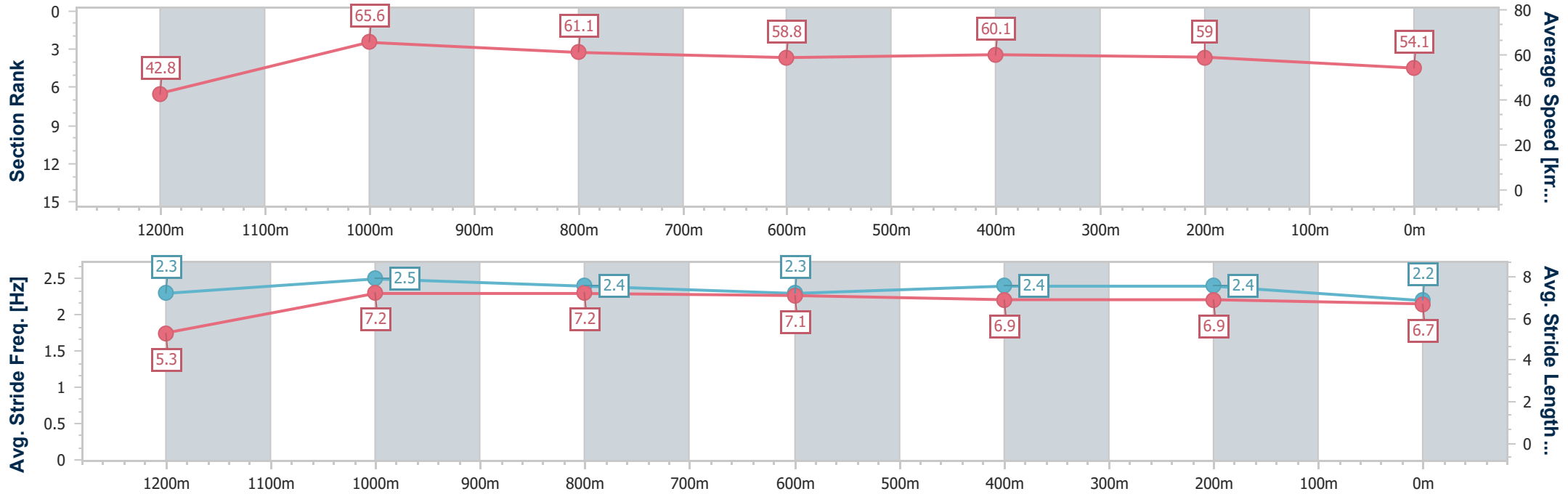


Toowoomba QLD Professional
 Race 1: 1EQUINE - FOR THE EQUINE ATHLETE BENCHMARK
 62 Handicap - 1300m
 03 June 2023 - 16:39



Track Rating: Good 4 , Weather: Fine , Rail Position: +3m Entire

| Section | Overall | 1200m | 1000m | 800m | 600m | 400m | 200m |
|------------------------|---------------------------|--------------------------|--------------------------|--------------------------|--------------------------|--------------------------|--------------------------|
| Section Times | 1:21.83 [10] (0:08.49) | 1:13.34 [6] (0:11.00) | 1:02.34 [4] (0:11.92) | 0:50.42 [3] (0:12.48) | 0:37.94 [3] (0:12.24) | 0:25.70 [4] (0:12.42) | 0:13.28 [8] (0:13.28) |
| Average Speed [km/h] | 42.8 | 65.6 | 61.1 | 58.8 | 60.1 | 59.0 | 54.1 |
| Top Speed [km/h] | 64.2 | 66.9 | 64.0 | 60.7 | 61.3 | 61.3 | 56.5 |
| Avg. Dist. to Rail [m] | 5.3 | 3.4 | 3.6 | 4.4 | 4.3 | 4.9 | 6.5 |
| Avg. Stride Freq. [Hz] | 2.3 | 2.5 | 2.4 | 2.3 | 2.4 | 2.4 | 2.2 |
| Avg. Stride Length [m] | 5.3 | 7.2 | 7.2 | 7.1 | 6.9 | 6.9 | 6.7 |



- [] Ranking at each section and finish
- .-.- No data available at this section
- NA No data available



| | |
|--------------------------------|-------------------|
| Horse/Jockey Name | Perfect Encounter |
| Final Rank | 1 |
| Fastest Section Time (Section) | -:--:-- |
| Top Speed [km/h] (Section) | --.- |
| Race State | DidNotTrack |



Toowoomba QLD Professional
 Race 1: 1EQUINE - FOR THE EQUINE ATHLETE BENCHMARK
 62 Handicap - 1300m
 03 June 2023 - 16:39



Track Rating: Good 4 , Weather: Fine , Rail Position: +3m Entire

| Section | Overall | 1200m | 1000m | 800m | 600m | 400m | 200m | | | | | | |
|------------------------|---------|---------|---------|---------|---------|---------|---------|--|--|--|--|--|--|
| Section Times | -:--:-- | -:--:-- | -:--:-- | -:--:-- | -:--:-- | -:--:-- | -:--:-- | | | | | | |
| Average Speed [km/h] | --.- | --.- | --.- | --.- | --.- | --.- | --.- | | | | | | |
| Top Speed [km/h] | --.- | --.- | --.- | --.- | --.- | --.- | --.- | | | | | | |
| Avg. Dist. to Rail [m] | -- | -- | -- | -- | -- | -- | -- | | | | | | |
| Avg. Stride Freq. [Hz] | --.- | --.- | --.- | --.- | --.- | --.- | --.- | | | | | | |
| Avg. Stride Length [m] | --.- | --.- | --.- | --.- | --.- | --.- | --.- | | | | | | |

- [] Ranking at each section and finish
- :--:-- No data available at this section
- NA No data available