



Eagle Farm QLD Professional

Race 1: ASCOT GREEN THE PHOENIX - 1500m

03 June 2023 - 11:43



BRISBANE
RACING CLUB

Track Rating: Good 4, Weather: Fine, Rail Position: +2m Entire Course

Section		Overall	1400m	1200m	1000m	800m	600m	400m	Last 600m				
Field Times		1:30.63 (0:08.23)	1:22.40 (0:10.74)	1:11.66 (0:10.99)	1:00.67 (0:11.74)	0:48.93 (0:11.99)	0:36.94 (0:11.83)	0:25.11 (0:12.14)	0:36.94				
Rank	TAB Horse/Jockey	Barrier	Top Speed [km/h]	Fastest Section									Distance Travelled [m]
1	9 AZULA Rachel King	12	68.6 1400m	0:08.28 Overall	1:30.63 [1] (0:08.28)	1:22.35 [2] (0:10.69)	1:11.66 [1] (0:11.04)	1:00.62 [2] (0:11.69)	0:48.93 [1] (0:11.99)	0:36.94 [1] (0:11.83)	0:25.11 [1] (0:12.14)	0:36.94	
2	2 FLYING TRAPEZE Jason Collett	3	67.6 1400m	0:08.38 Overall	1:30.64 [2] (0:08.38)	1:22.26 [4] (0:10.83)	1:11.43 [3] (0:11.18)	1:00.25 [3] (0:11.66)	0:48.59 [3] (0:11.98)	0:36.61 [3] (0:11.82)	0:24.79 [3] (0:11.83)	0:36.61	+1
3	5 CAP FERRAT Craig Williams	5	67.1 1400m	0:08.57 Overall	1:30.80 [3] (0:08.57)	1:22.23 [8] (0:11.11)	1:11.12 [8] (0:11.14)	0:59.98 [9] (0:11.71)	0:48.27 [9] (0:11.88)	0:36.39 [9] (0:11.79)	0:24.60 [5] (0:11.98)	0:36.39	+2
4	4 INFLUENTIAL James McDonald	2	66.8 1400m	0:08.34 Overall	1:31.15 [4] (0:08.34)	1:22.81 [3] (0:11.03)	1:11.78 [5] (0:11.26)	1:00.52 [6] (0:11.74)	0:48.78 [6] (0:12.02)	0:36.76 [8] (0:11.87)	0:24.89 [6] (0:11.92)	0:36.76	+0
5	12 ELECTRIC TIGRESS Ben Thompson	11	65.9 1400m	0:08.92 Overall	1:31.24 [5] (0:08.92)	1:22.32 [11] (0:11.18)	1:11.14 [12] (0:11.24)	0:59.90 [12] (0:11.64)	0:48.26 [12] (0:11.81)	0:36.45 [12] (0:12.00)	0:24.45 [12] (0:11.81)	0:36.45	+1
6	8 NEW PHAROAH Jake Bayliss	6	66.2 1400m	0:08.61 Overall	1:31.47 [6] (0:08.61)	1:22.86 [9] (0:11.13)	1:11.73 [10] (0:11.29)	1:00.44 [10] (0:11.70)	0:48.74 [10] (0:11.91)	0:36.83 [10] (0:11.83)	0:25.00 [9] (0:12.04)	0:36.83	+4
7	7 BOOMSTER James Orman	9	67.4 1200m	0:08.85 Overall	1:31.50 [7] (0:08.85)	1:22.65 [10] (0:11.25)	1:11.40 [11] (0:11.06)	1:00.34 [11] (0:11.62)	0:48.72 [11] (0:12.00)	0:36.72 [11] (0:11.70)	0:25.02 [10] (0:12.01)	0:36.72	-3
8	6 ZIMO Chad Schofield	8	68.8 1400m	0:08.94 Overall	1:31.69 [8] (0:08.94)	1:22.75 [12] (0:10.77)	1:11.98 [9] (0:11.09)	1:00.89 [7] (0:11.69)	0:49.20 [8] (0:11.88)	0:37.32 [6] (0:11.76)	0:25.56 [4] (0:12.24)	0:37.32	-3
9	10 BRAVE AGENDA Angela Jones	1	67.2 1400m	0:08.49 Overall	1:32.24 [9] (0:08.49)	1:23.75 [7] (0:10.93)	1:12.82 [6] (0:11.17)	1:01.65 [5] (0:11.64)	0:50.01 [5] (0:12.06)	0:37.95 [5] (0:12.11)	0:25.84 [8] (0:12.36)	0:37.95	-1
10	11 BLACK MINTO Matthew McGillivray	7	68.1 1400m	0:08.41 Overall	1:32.33 [10] (0:08.41)	1:23.92 [6] (0:10.85)	1:13.07 [4] (0:11.24)	1:01.83 [4] (0:11.73)	0:50.10 [4] (0:11.96)	0:38.14 [4] (0:12.32)	0:25.82 [11] (0:12.46)	0:38.14	+5



Eagle Farm QLD Professional

Race 1: ASCOT GREEN THE PHOENIX - 1500m

03 June 2023 - 11:43



BRISBANE
RACING CLUB

Track Rating: Good 4, Weather: Fine, Rail Position: +2m Entire Course

Section	Overall	1400m	1200m	1000m	800m	600m	400m	Last 600m
Field Times	1:30.63 (0:08.23)	1:22.40 (0:10.74)	1:11.66 (0:10.99)	1:00.67 (0:11.74)	0:48.93 (0:11.99)	0:36.94 (0:11.83)	0:25.11 (0:12.14)	0:36.94

Rank	TAB	Horse/Jockey	Barrier	Top Speed [km/h]	Fastest Section	Overall	1400m	1200m	1000m	800m	600m	400m	Last 600m	Distance Travelled [m]
11	1	SONNY DAZE	10	68.5	0:08.23	1:34.74 [11]	1:26.51 [1]	1:15.77 [2]	1:04.78 [1]	0:53.04 [2]	0:40.97 [2]	0:29.03 [2]	0:40.97	-1
		Boris Thornton		1400m	Overall	(0:08.23)	(0:10.74)	(0:10.99)	(0:11.74)	(0:12.07)	(0:11.94)	(0:12.88)		
12	3	MOJAVE DESERT	4	66.9	0:08.39	1:36.25 [12]	1:27.86 [5]	1:16.60 [7]	1:05.43 [8]	0:53.81 [7]	0:41.88 [7]	0:29.85 [7]	0:41.88	+6
		Nash Rawiller		1200m	Overall	(0:08.39)	(0:11.26)	(0:11.17)	(0:11.62)	(0:11.93)	(0:12.03)	(0:12.63)		



Eagle Farm QLD Professional

Race 1: ASCOT GREEN THE PHOENIX - 1500m

03 June 2023 - 11:43



BRISBANE
RACING CLUB

Track Rating: Good 4, Weather: Fine, Rail Position: +2m Entire Course

Section						200m			Last 600m
Field Times						0:12.97			0:36.94
						(0:12.97)			
Rank	TAB	Horse/Jockey	Barrier	Top Speed [km/h]	Fastest Section	Margin			Distance Travelled [m]
1	9	AZULA Rachel King	12	68.6 1400m	0:08.28 Overall	0:12.97 [1] (0:12.97)	1:30.63		0:36.94
2	2	FLYING TRAPEZE Jason Collett	3	67.6 1400m	0:08.38 Overall	0:12.96 [2] (0:12.96)	0.07L		0:36.61 +1
3	5	CAP FERRAT Craig Williams	5	67.1 1400m	0:08.57 Overall	0:12.62 [3] (0:12.62)	0.97L		0:36.39 +2
4	4	INFLUENTIAL James McDonald	2	66.8 1400m	0:08.34 Overall	0:12.97 [3] (0:12.97)	3.08L		0:36.76 +0
5	12	ELECTRIC TIGRESS Ben Thompson	11	65.9 1400m	0:08.92 Overall	0:12.64 [9] (0:12.64)	3.55L		0:36.45 +1
6	8	NEW PHAROAH Jake Bayliss	6	66.2 1400m	0:08.61 Overall	0:12.96 [7] (0:12.96)	4.95L		0:36.83 +4
7	7	BOOMSTER James Orman	9	67.4 1200m	0:08.85 Overall	0:13.01 [6] (0:13.01)	5.1L		0:36.72 -3
8	6	ZIMO Chad Schofield	8	68.8 1400m	0:08.94 Overall	0:13.32 [5] (0:13.32)	6.24L		0:37.32 -3
9	10	BRAVE AGENDA Angela Jones	1	67.2 1400m	0:08.49 Overall	0:13.48 [10] (0:13.48)	9.44L		0:37.95 -1
10	11	BLACK MINTO Matthew McGillivray	7	68.1 1400m	0:08.41 Overall	0:13.36 [11] (0:13.36)	9.98L		0:38.14 +5



Eagle Farm QLD Professional
Race 1: ASCOT GREEN THE PHOENIX - 1500m
03 June 2023 - 11:43



Track Rating: Good 4, Weather: Fine, Rail Position: +2m Entire Course

Section				200m				Last 600m		
Field Times				0:12.97 (0:12.97)				0:36.94		
Rank	TAB	Horse/Jockey	Barrier	Top Speed [km/h]	Fastest Section	Margin			Distance Travelled [m]	
11	1	SONNY DAZE	10	68.5	0:08.23	0:16.15 [8]	24.17L		0:40.97	-1
		Boris Thornton		1400m	Overall	(0:16.15)				
12	3	MOJAVE DESERT	4	66.9	0:08.39	0:17.22 [12]	33.05L		0:41.88	+6
		Nash Rawiller		1200m	Overall	(0:17.22)				



Horse/Jockey Name	Azula
Final Rank	1
Fastest Section Time (Section)	0:08.28 (Overall)
Top Speed [km/h] (Section)	68.6 (1400m)
Race State	Finished



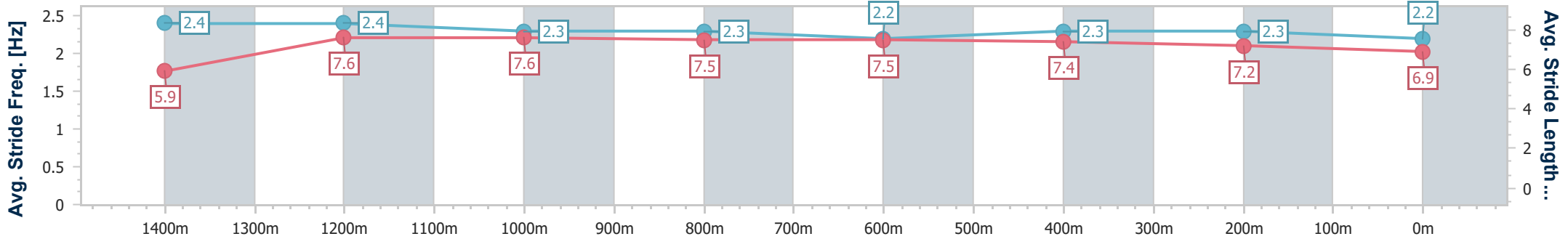
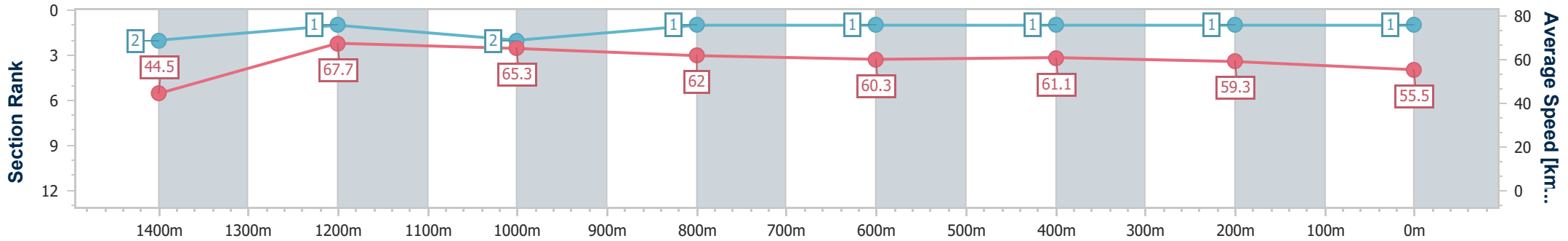
Eagle Farm QLD Professional
Race 1: ASCOT GREEN THE PHOENIX - 1500m



03 June 2023 - 11:43
Track Rating: Good 4, Weather: Fine, Rail Position: +2m Entire Course

BRISBANE RACING CLUB

Section	Overall	1400m	1200m	1000m	800m	600m	400m	200m
Section Times	1:30.63 [1] (0:08.28)	1:22.35 [2] (0:10.69)	1:11.66 [1] (0:11.04)	1:00.62 [2] (0:11.69)	0:48.93 [1] (0:11.99)	0:36.94 [1] (0:11.83)	0:25.11 [1] (0:12.14)	0:12.97 [1] (0:12.97)
Average Speed [km/h]	44.5	67.7	65.3	62.0	60.3	61.1	59.3	55.5
Top Speed [km/h]	65.8	68.6	67.0	63.7	61.2	62.3	61.6	58.3
Avg. Dist. to Rail [m]	18.8	5.5	2.9	1.4	0.8	1.1	1.1	0.4
Avg. Stride Freq. [Hz]	2.4	2.4	2.3	2.3	2.2	2.3	2.3	2.2
Avg. Stride Length [m]	5.9	7.6	7.6	7.5	7.5	7.4	7.2	6.9



- [] Ranking at each section and finish
- .-.- No data available at this section
- NA No data available



Horse/Jockey Name	Flying Trapeze
Final Rank	2
Fastest Section Time (Section)	0:08.38 (Overall)
Top Speed [km/h] (Section)	67.6 (1400m)
Race State	Finished



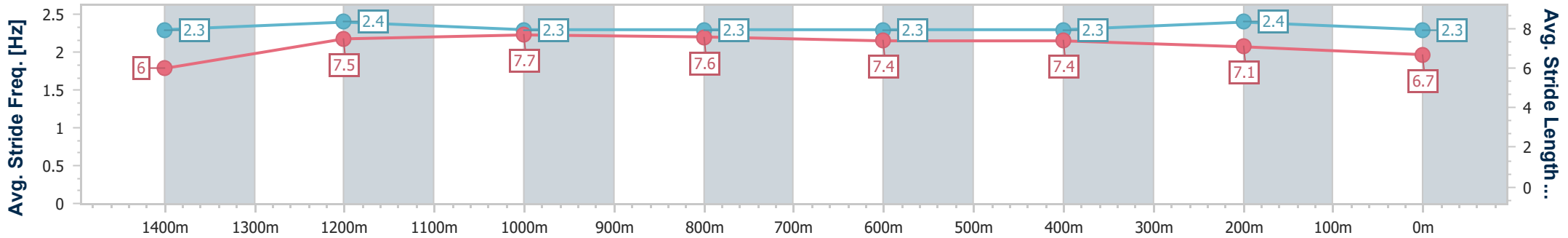
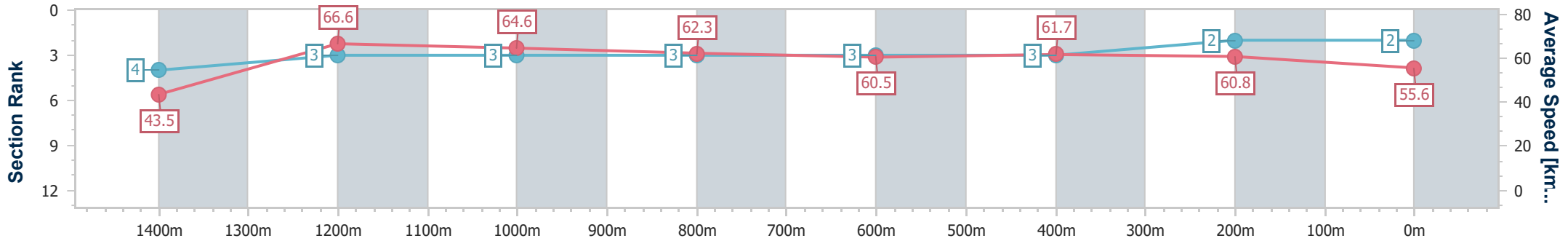
Eagle Farm QLD Professional
Race 1: ASCOT GREEN THE PHOENIX - 1500m



03 June 2023 - 11:43
Track Rating: Good 4, Weather: Fine, Rail Position: +2m Entire Course

BRISBANE RACING CLUB

Section	Overall	1400m	1200m	1000m	800m	600m	400m	200m
Section Times	1:30.64 [2] (0:08.38)	1:22.26 [4] (0:10.83)	1:11.43 [3] (0:11.18)	1:00.25 [3] (0:11.66)	0:48.59 [3] (0:11.98)	0:36.61 [3] (0:11.82)	0:24.79 [3] (0:11.83)	0:12.96 [2] (0:12.96)
Average Speed [km/h]	43.5	66.6	64.6	62.3	60.5	61.7	60.8	55.6
Top Speed [km/h]	65.1	67.6	66.5	63.2	62.6	63.2	62.8	58.4
Avg. Dist. to Rail [m]	11.1	3.6	2.4	1.5	1.9	2.5	4.3	1.5
Avg. Stride Freq. [Hz]	2.3	2.4	2.3	2.3	2.3	2.3	2.4	2.3
Avg. Stride Length [m]	6.0	7.5	7.7	7.6	7.4	7.4	7.1	6.7



- [] Ranking at each section and finish
- .-.- No data available at this section
- NA No data available



Horse/Jockey Name	Cap Ferrat
Final Rank	3
Fastest Section Time (Section)	0:08.57 (Overall)
Top Speed [km/h] (Section)	67.1 (1400m)
Race State	Finished



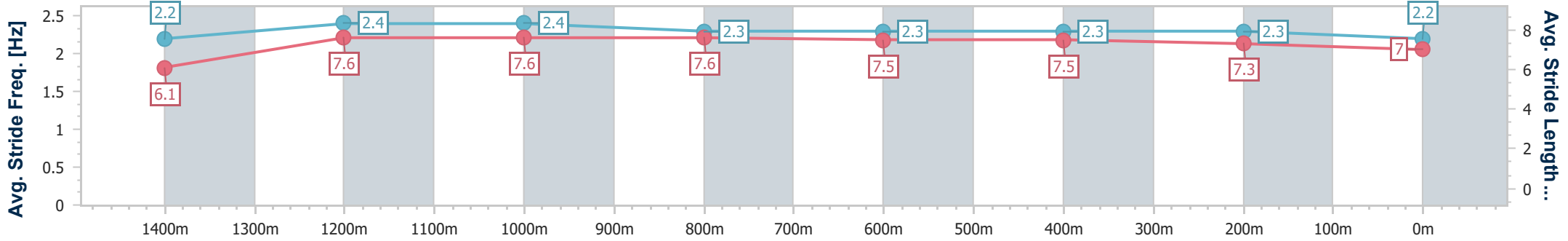
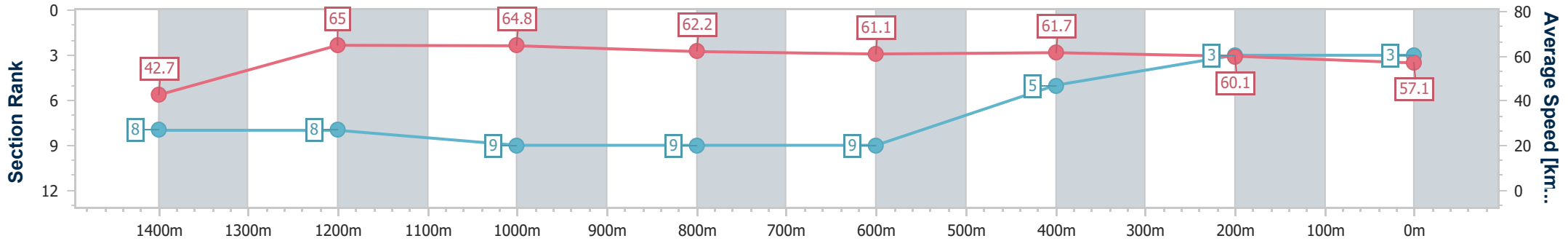
Eagle Farm QLD Professional
Race 1: ASCOT GREEN THE PHOENIX - 1500m



03 June 2023 - 11:43
Track Rating: Good 4, Weather: Fine, Rail Position: +2m Entire Course

BRISBANE RACING CLUB

Section	Overall	1400m	1200m	1000m	800m	600m	400m	200m
Section Times	1:30.80 [3] (0:08.57)	1:22.23 [8] (0:11.11)	1:11.12 [8] (0:11.14)	0:59.98 [9] (0:11.71)	0:48.27 [9] (0:11.88)	0:36.39 [9] (0:11.79)	0:24.60 [5] (0:11.98)	0:12.62 [3] (0:12.62)
Average Speed [km/h]	42.7	65.0	64.8	62.2	61.1	61.7	60.1	57.1
Top Speed [km/h]	62.3	67.1	66.5	62.8	62.2	62.3	62.0	58.0
Avg. Dist. to Rail [m]	13.1	3.7	3.0	2.3	1.8	2.3	4.3	1.0
Avg. Stride Freq. [Hz]	2.2	2.4	2.4	2.3	2.3	2.3	2.3	2.2
Avg. Stride Length [m]	6.1	7.6	7.6	7.6	7.5	7.5	7.3	7.0



- [] Ranking at each section and finish
- .-.- No data available at this section
- NA No data available



Horse/Jockey Name	Influential
Final Rank	4
Fastest Section Time (Section)	0:08.34 (Overall)
Top Speed [km/h] (Section)	66.8 (1400m)
Race State	Finished



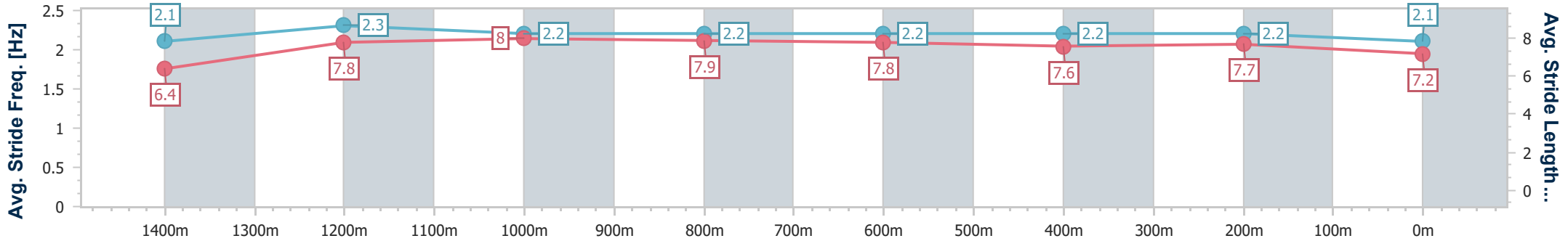
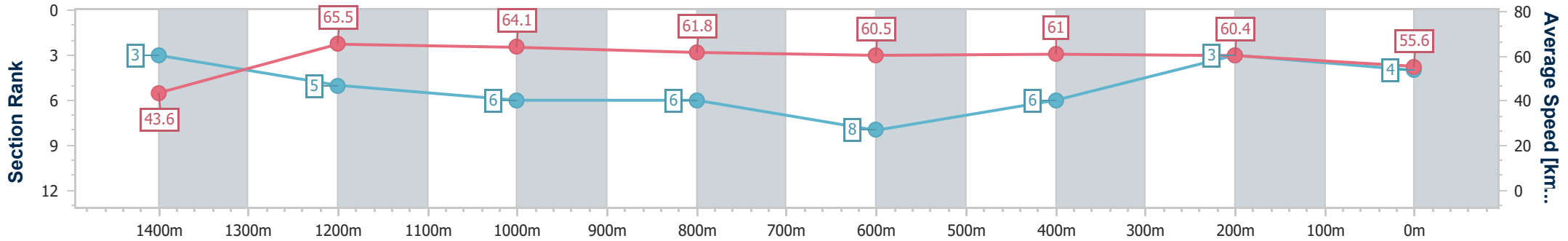
Eagle Farm QLD Professional
Race 1: ASCOT GREEN THE PHOENIX - 1500m



03 June 2023 - 11:43
Track Rating: Good 4, Weather: Fine, Rail Position: +2m Entire Course

BRISBANE RACING CLUB

Section	Overall	1400m	1200m	1000m	800m	600m	400m	200m
Section Times	1:31.15 [4] (0:08.34)	1:22.81 [3] (0:11.03)	1:11.78 [5] (0:11.26)	1:00.52 [6] (0:11.74)	0:48.78 [6] (0:12.02)	0:36.76 [8] (0:11.87)	0:24.89 [6] (0:11.92)	0:12.97 [3] (0:12.97)
Average Speed [km/h]	43.6	65.5	64.1	61.8	60.5	61.0	60.4	55.6
Top Speed [km/h]	64.5	66.8	65.7	62.7	61.8	61.9	62.4	57.6
Avg. Dist. to Rail [m]	9.9	3.6	3.1	2.0	2.0	1.4	1.8	1.7
Avg. Stride Freq. [Hz]	2.1	2.3	2.2	2.2	2.2	2.2	2.2	2.1
Avg. Stride Length [m]	6.4	7.8	8.0	7.9	7.8	7.6	7.7	7.2



- [] Ranking at each section and finish
- .-.- No data available at this section
- NA No data available



Horse/Jockey Name	Electric Tigriss
Final Rank	5
Fastest Section Time (Section)	0:08.92 (Overall)
Top Speed [km/h] (Section)	65.9 (1400m)
Race State	Finished



Eagle Farm QLD Professional

Race 1: ASCOT GREEN THE PHOENIX - 1500m

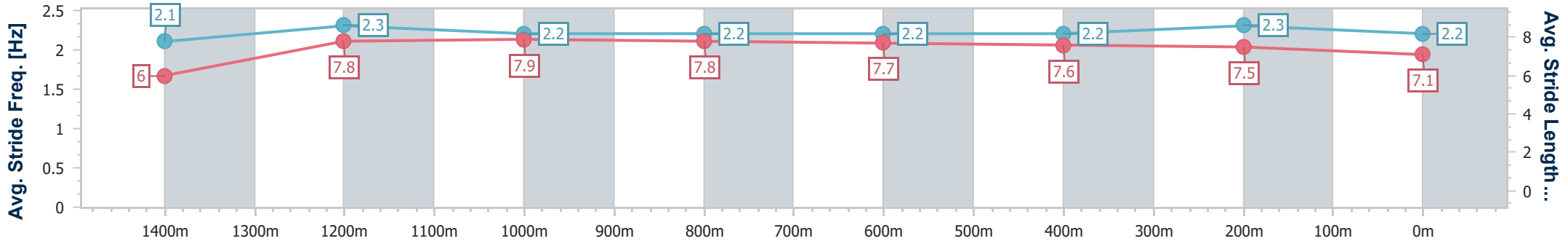
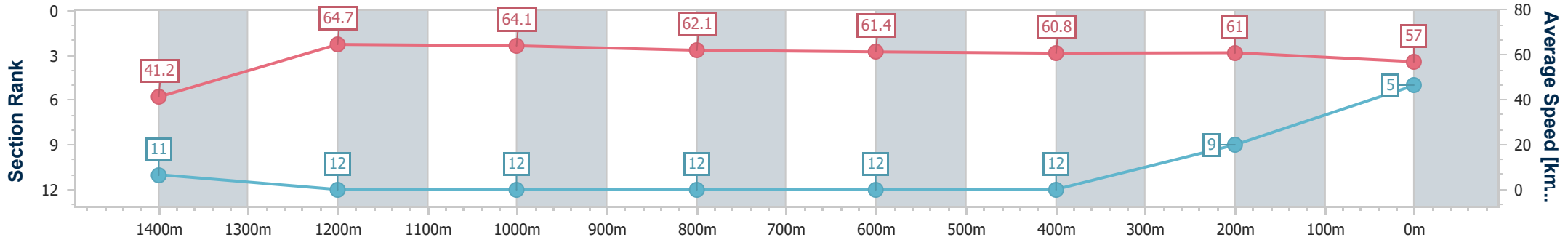
03 June 2023 - 11:43

Track Rating: Good 4, Weather: Fine, Rail Position: +2m Entire Course



BRISBANE RACING CLUB

Section	Overall	1400m	1200m	1000m	800m	600m	400m	200m
Section Times	1:31.24 [5] (0:08.92)	1:22.32 [11] (0:11.18)	1:11.14 [12] (0:11.24)	0:59.90 [12] (0:11.64)	0:48.26 [12] (0:11.81)	0:36.45 [12] (0:12.00)	0:24.45 [12] (0:11.81)	0:12.64 [9] (0:12.64)
Average Speed [km/h]	41.2	64.7	64.1	62.1	61.4	60.8	61.0	57.0
Top Speed [km/h]	60.9	65.9	65.9	63.0	62.2	62.3	61.8	59.3
Avg. Dist. to Rail [m]	17.5	5.2	2.5	0.7	1.3	2.7	7.0	5.2
Avg. Stride Freq. [Hz]	2.1	2.3	2.2	2.2	2.2	2.2	2.3	2.2
Avg. Stride Length [m]	6.0	7.8	7.9	7.8	7.7	7.6	7.5	7.1



- [] Ranking at each section and finish
- .-.- No data available at this section
- NA No data available



Horse/Jockey Name	New Pharoah
Final Rank	6
Fastest Section Time (Section)	0:08.61 (Overall)
Top Speed [km/h] (Section)	66.2 (1400m)
Race State	Finished



Eagle Farm QLD Professional
Race 1: ASCOT GREEN THE PHOENIX - 1500m

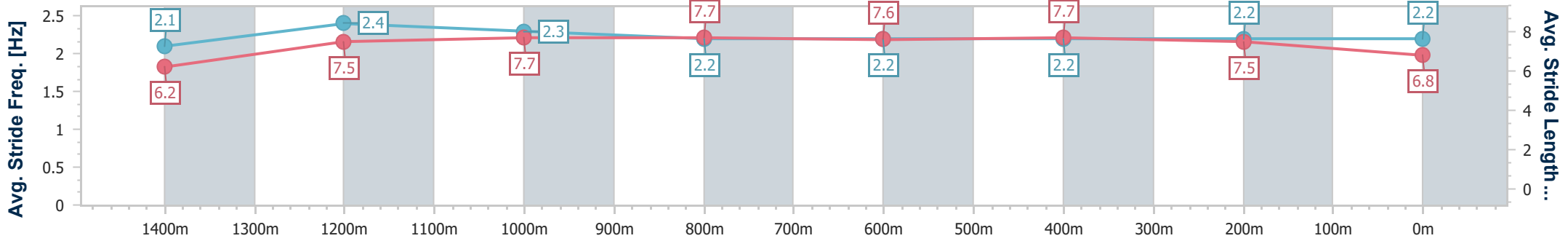
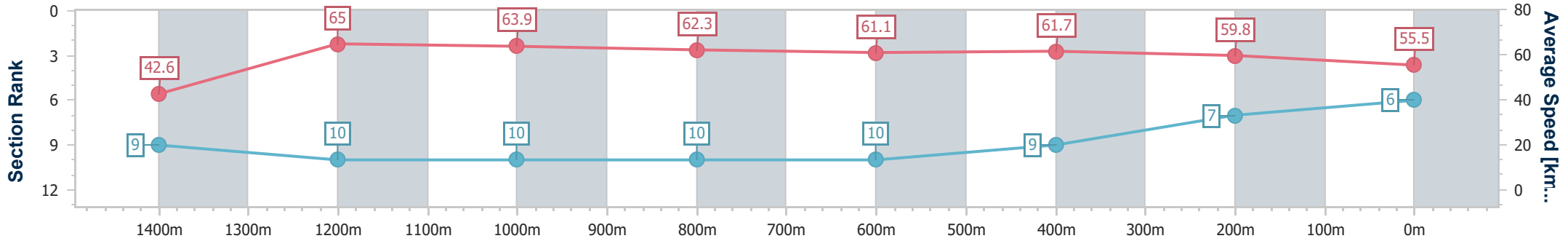
03 June 2023 - 11:43

Track Rating: Good 4, Weather: Fine, Rail Position: +2m Entire Course



BRISBANE RACING CLUB

Section	Overall	1400m	1200m	1000m	800m	600m	400m	200m
Section Times	1:31.47 [6] (0:08.61)	1:22.86 [9] (0:11.13)	1:11.73 [10] (0:11.29)	1:00.44 [10] (0:11.70)	0:48.74 [10] (0:11.91)	0:36.83 [10] (0:11.83)	0:25.00 [9] (0:12.04)	0:12.96 [7] (0:12.96)
Average Speed [km/h]	42.6	65.0	63.9	62.3	61.1	61.7	59.8	55.5
Top Speed [km/h]	63.6	66.2	65.3	63.3	61.9	62.8	61.7	57.0
Avg. Dist. to Rail [m]	13.7	4.7	3.6	2.4	2.4	3.0	4.7	3.2
Avg. Stride Freq. [Hz]	2.1	2.4	2.3	2.2	2.2	2.2	2.2	2.2
Avg. Stride Length [m]	6.2	7.5	7.7	7.7	7.6	7.7	7.5	6.8



- [] Ranking at each section and finish
- .-.- No data available at this section
- NA No data available



Horse/Jockey Name	Boomster
Final Rank	7
Fastest Section Time (Section)	0:08.85 (Overall)
Top Speed [km/h] (Section)	67.4 (1200m)
Race State	Finished



Eagle Farm QLD Professional

Race 1: ASCOT GREEN THE PHOENIX - 1500m

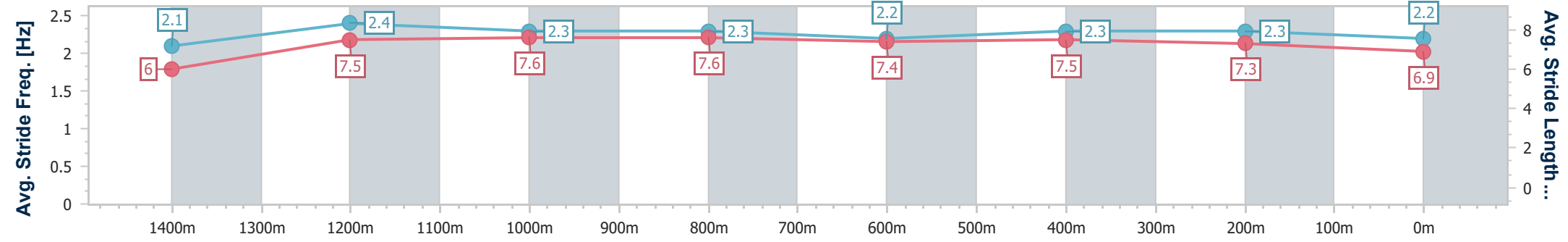
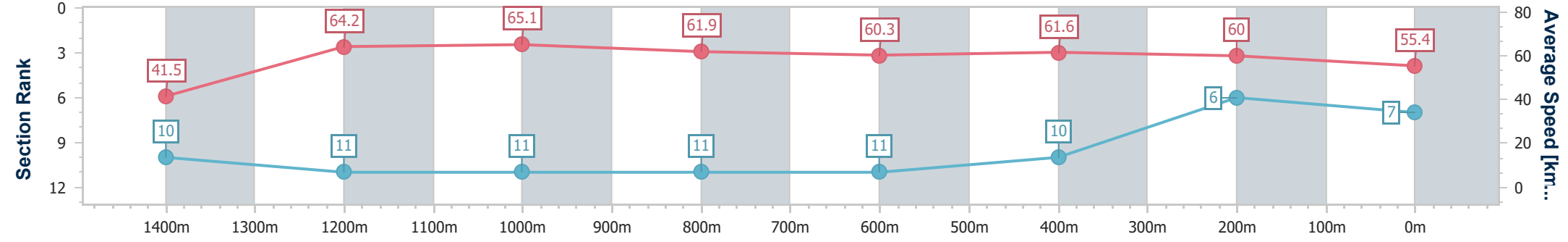
03 June 2023 - 11:43

Track Rating: Good 4, Weather: Fine, Rail Position: +2m Entire Course



BRISBANE RACING CLUB

Section	Overall	1400m	1200m	1000m	800m	600m	400m	200m
Section Times	1:31.50 [7] (0:08.85)	1:22.65 [10] (0:11.25)	1:11.40 [11] (0:11.06)	1:00.34 [11] (0:11.62)	0:48.72 [11] (0:12.00)	0:36.72 [11] (0:11.70)	0:25.02 [10] (0:12.01)	0:13.01 [6] (0:13.01)
Average Speed [km/h]	41.5	64.2	65.1	61.9	60.3	61.6	60.0	55.4
Top Speed [km/h]	60.6	65.2	67.4	62.9	61.6	62.8	62.2	57.3
Avg. Dist. to Rail [m]	15.5	2.6	0.7	0.4	1.1	0.6	2.0	1.9
Avg. Stride Freq. [Hz]	2.1	2.4	2.3	2.3	2.2	2.3	2.3	2.2
Avg. Stride Length [m]	6.0	7.5	7.6	7.6	7.4	7.5	7.3	6.9



- [] Ranking at each section and finish
- .-.- No data available at this section
- NA No data available



Horse/Jockey Name	Zimo
Final Rank	8
Fastest Section Time (Section)	0:08.94 (Overall)
Top Speed [km/h] (Section)	68.8 (1400m)
Race State	Finished



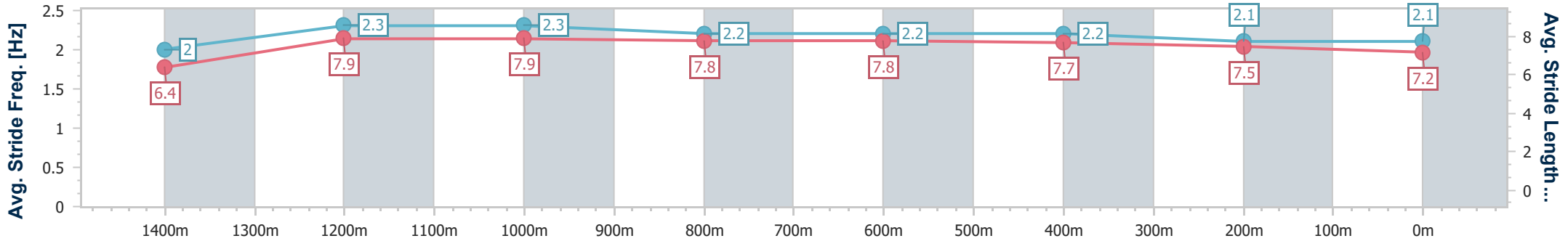
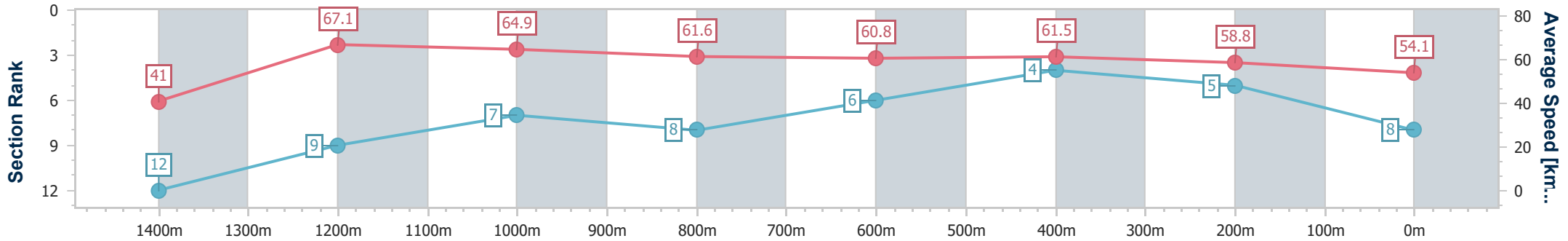
Eagle Farm QLD Professional
Race 1: ASCOT GREEN THE PHOENIX - 1500m



03 June 2023 - 11:43
Track Rating: Good 4, Weather: Fine, Rail Position: +2m Entire Course

BRISBANE RACING CLUB

Section	Overall	1400m	1200m	1000m	800m	600m	400m	200m
Section Times	1:31.69 [8] (0:08.94)	1:22.75 [12] (0:10.77)	1:11.98 [9] (0:11.09)	1:00.89 [7] (0:11.69)	0:49.20 [8] (0:11.88)	0:37.32 [6] (0:11.76)	0:25.56 [4] (0:12.24)	0:13.32 [5] (0:13.32)
Average Speed [km/h]	41.0	67.1	64.9	61.6	60.8	61.5	58.8	54.1
Top Speed [km/h]	64.8	68.8	66.7	62.1	62.2	63.3	60.9	56.1
Avg. Dist. to Rail [m]	15.5	2.8	1.6	0.2	0.5	1.0	2.3	1.8
Avg. Stride Freq. [Hz]	2.0	2.3	2.3	2.2	2.2	2.2	2.1	2.1
Avg. Stride Length [m]	6.4	7.9	7.9	7.8	7.8	7.7	7.5	7.2



- [] Ranking at each section and finish
- .-.- No data available at this section
- NA No data available



Horse/Jockey Name	Brave Agenda
Final Rank	9
Fastest Section Time (Section)	0:08.49 (Overall)
Top Speed [km/h] (Section)	67.2 (1400m)
Race State	Finished



Eagle Farm QLD Professional

Race 1: ASCOT GREEN THE PHOENIX - 1500m

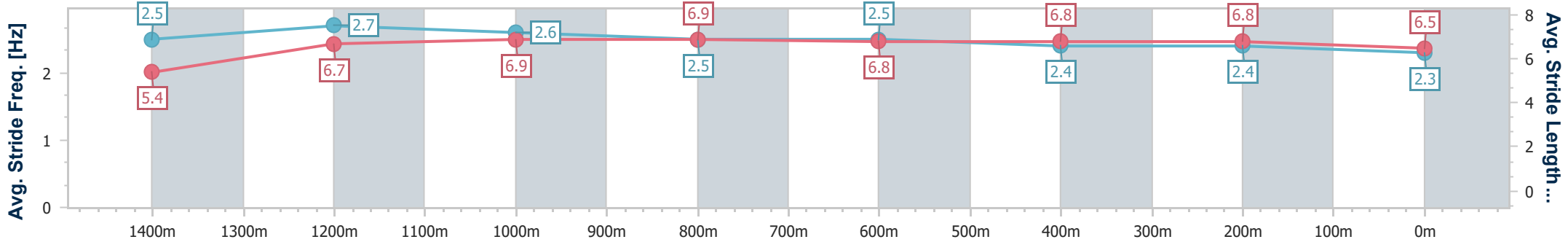
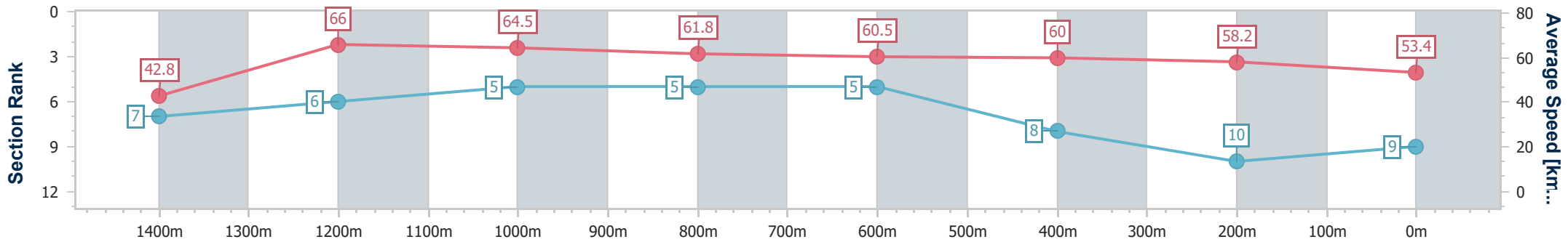
03 June 2023 - 11:43

Track Rating: Good 4, Weather: Fine, Rail Position: +2m Entire Course



BRISBANE RACING CLUB

Section	Overall	1400m	1200m	1000m	800m	600m	400m	200m
Section Times	1:32.24 [9] (0:08.49)	1:23.75 [7] (0:10.93)	1:12.82 [6] (0:11.17)	1:01.65 [5] (0:11.64)	0:50.01 [5] (0:12.06)	0:37.95 [5] (0:12.11)	0:25.84 [8] (0:12.36)	0:13.48 [10] (0:13.48)
Average Speed [km/h]	42.8	66.0	64.5	61.8	60.5	60.0	58.2	53.4
Top Speed [km/h]	64.1	67.2	67.2	63.5	63.4	60.8	60.7	56.4
Avg. Dist. to Rail [m]	9.0	2.6	2.2	0.8	2.4	2.1	2.7	1.9
Avg. Stride Freq. [Hz]	2.5	2.7	2.6	2.5	2.5	2.4	2.4	2.3
Avg. Stride Length [m]	5.4	6.7	6.9	6.9	6.8	6.8	6.8	6.5



- [] Ranking at each section and finish
- .-.- No data available at this section
- NA No data available



Horse/Jockey Name	Black Minto
Final Rank	10
Fastest Section Time (Section)	0:08.41 (Overall)
Top Speed [km/h] (Section)	68.1 (1400m)
Race State	Finished



Eagle Farm QLD Professional

Race 1: ASCOT GREEN THE PHOENIX - 1500m

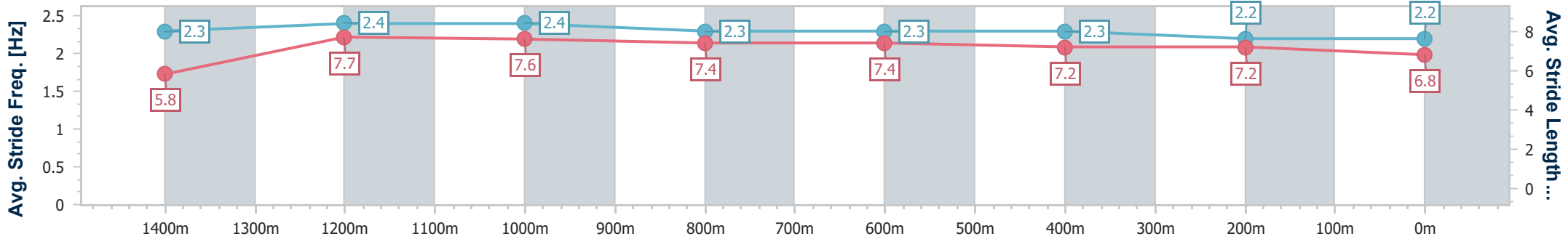
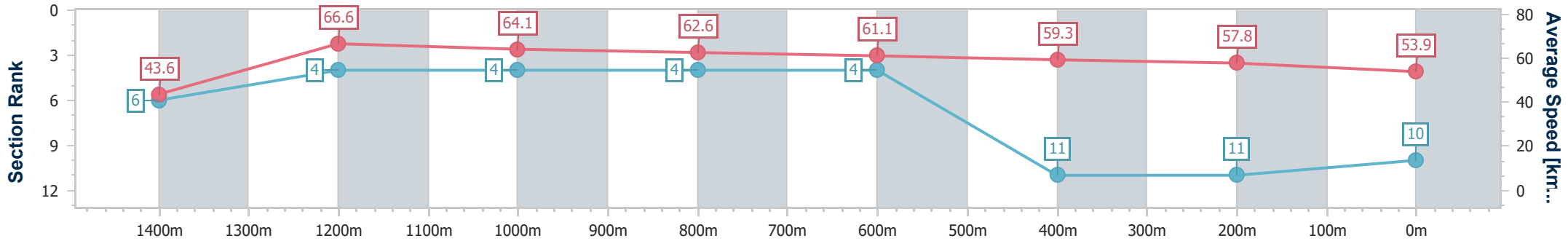
03 June 2023 - 11:43

Track Rating: Good 4, Weather: Fine, Rail Position: +2m Entire Course



BRISBANE RACING CLUB

Section	Overall	1400m	1200m	1000m	800m	600m	400m	200m
Section Times	1:32.33 [10] (0:08.41)	1:23.92 [6] (0:10.85)	1:13.07 [4] (0:11.24)	1:01.83 [4] (0:11.73)	0:50.10 [4] (0:11.96)	0:38.14 [4] (0:12.32)	0:25.82 [11] (0:12.46)	0:13.36 [11] (0:13.36)
Average Speed [km/h]	43.6	66.6	64.1	62.6	61.1	59.3	57.8	53.9
Top Speed [km/h]	63.5	68.1	67.5	63.5	62.3	60.1	59.2	55.9
Avg. Dist. to Rail [m]	14.6	4.5	2.9	3.6	3.2	3.2	4.1	4.1
Avg. Stride Freq. [Hz]	2.3	2.4	2.4	2.3	2.3	2.3	2.2	2.2
Avg. Stride Length [m]	5.8	7.7	7.6	7.4	7.4	7.2	7.2	6.8



- [] Ranking at each section and finish
- .-.- No data available at this section
- NA No data available



Horse/Jockey Name	Sonny Daze
Final Rank	11
Fastest Section Time (Section)	0:08.23 (Overall)
Top Speed [km/h] (Section)	68.5 (1400m)
Race State	Finished



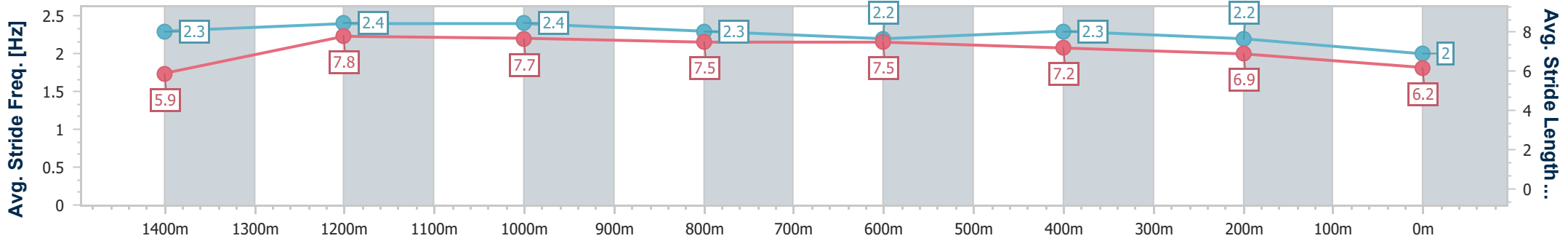
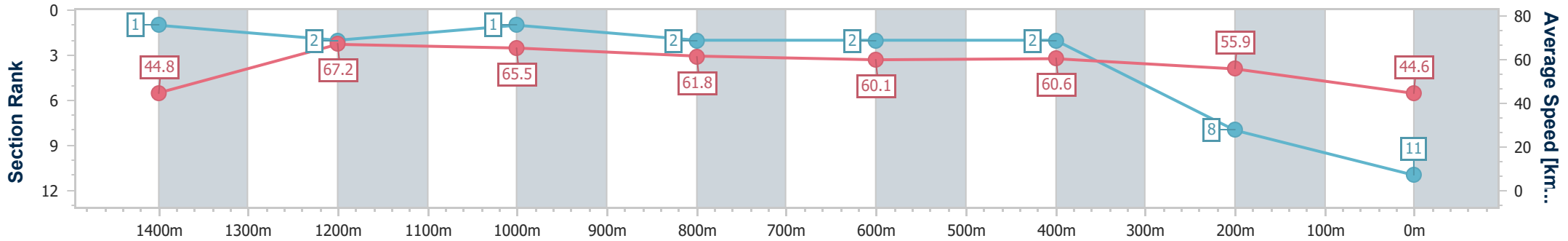
Eagle Farm QLD Professional
Race 1: ASCOT GREEN THE PHOENIX - 1500m



03 June 2023 - 11:43
Track Rating: Good 4, Weather: Fine, Rail Position: +2m Entire Course

BRISBANE RACING CLUB

Section	Overall	1400m	1200m	1000m	800m	600m	400m	200m
Section Times	1:34.74 [11] (0:08.23)	1:26.51 [1] (0:10.74)	1:15.77 [2] (0:10.99)	1:04.78 [1] (0:11.74)	0:53.04 [2] (0:12.07)	0:40.97 [2] (0:11.94)	0:29.03 [2] (0:12.88)	0:16.15 [8] (0:16.15)
Average Speed [km/h]	44.8	67.2	65.5	61.8	60.1	60.6	55.9	44.6
Top Speed [km/h]	65.7	68.5	67.6	63.3	61.9	61.6	60.4	51.0
Avg. Dist. to Rail [m]	15.8	3.4	1.7	1.5	1.5	0.7	0.7	0.6
Avg. Stride Freq. [Hz]	2.3	2.4	2.4	2.3	2.2	2.3	2.2	2.0
Avg. Stride Length [m]	5.9	7.8	7.7	7.5	7.5	7.2	6.9	6.2



- [] Ranking at each section and finish
- .-.- No data available at this section
- NA No data available



Horse/Jockey Name	Mojave Desert
Final Rank	12
Fastest Section Time (Section)	0:08.39 (Overall)
Top Speed [km/h] (Section)	66.9 (1200m)
Race State	Finished



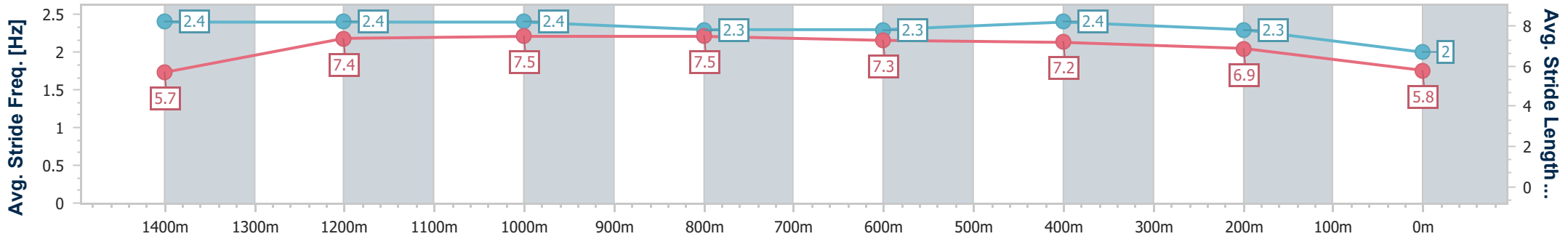
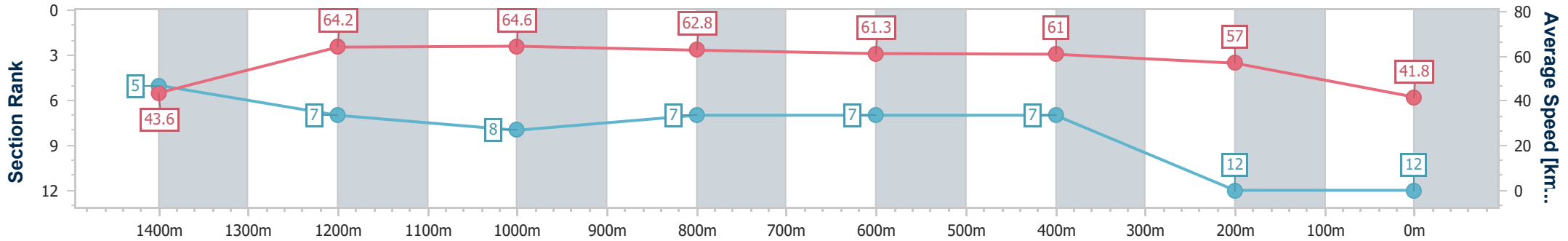
Eagle Farm QLD Professional
Race 1: ASCOT GREEN THE PHOENIX - 1500m



03 June 2023 - 11:43
Track Rating: Good 4, Weather: Fine, Rail Position: +2m Entire Course

BRISBANE RACING CLUB

Section	Overall	1400m	1200m	1000m	800m	600m	400m	200m
Section Times	1:36.25 [12] (0:08.39)	1:27.86 [5] (0:11.26)	1:16.60 [7] (0:11.17)	1:05.43 [8] (0:11.62)	0:53.81 [7] (0:11.93)	0:41.88 [7] (0:12.03)	0:29.85 [7] (0:12.63)	0:17.22 [12] (0:17.22)
Average Speed [km/h]	43.6	64.2	64.6	62.8	61.3	61.0	57.0	41.8
Top Speed [km/h]	64.0	65.6	66.9	64.1	63.5	62.0	60.7	50.2
Avg. Dist. to Rail [m]	12.7	5.2	4.1	3.1	3.1	4.3	6.3	5.9
Avg. Stride Freq. [Hz]	2.4	2.4	2.4	2.3	2.3	2.4	2.3	2.0
Avg. Stride Length [m]	5.7	7.4	7.5	7.5	7.3	7.2	6.9	5.8



- [] Ranking at each section and finish
- .-.- No data available at this section
- NA No data available