



Doomben QLD Professional

Race 7: LADBROKES SAME RACE MULTI Class 4 Handicap - 1200m

31 May 2023 - 16:03



BRISBANE
RACING CLUB

Track Rating: Good 4, Weather: Fine, Rail Position: +8.5m Entire Course

Section													Last 600m	
Field Times		Overall	1000m	800m	600m	400m	200m						0:34.40	
		1:09.90 (0:13.45)	0:56.45 (0:10.92)	0:45.53 (0:11.13)	0:34.40 (0:11.24)	0:23.16 (0:11.17)	0:11.99 (0:11.99)							
Rank	TAB	Horse/Jockey	Barrier	Top Speed [km/h]	Fastest Section							Margin	Distance Travelled [m]	
1	1	ENTERPRISE POMME Cejay Graham	5	68.1 1000m	0:10.88 1000m	1:09.90 [1] (0:13.49)	0:56.41 [2] (0:10.88)	0:45.53 [1] (0:11.13)	0:34.40 [1] (0:11.24)	0:23.16 [1] (0:11.17)	0:11.99 [1] (0:11.99)	1:09.90 0:34.40		
2	6	RAVAGED AWARD Jake Molloy	8	68.7 1000m	0:10.95 1000m	1:10.20 [2] (0:13.80)	0:56.40 [6] (0:10.95)	0:45.45 [4] (0:11.31)	0:34.14 [3] (0:11.09)	0:23.05 [3] (0:11.20)	0:11.85 [3] (0:11.85)	1.75L 0:34.14	-1	
3	12	MORETON BAY Melea Castle	7	67.4 Overall	0:10.99 1000m	1:10.30 [3] (0:13.45)	0:56.85 [1] (0:10.99)	0:45.86 [2] (0:11.27)	0:34.59 [2] (0:11.22)	0:23.37 [2] (0:11.18)	0:12.19 [2] (0:12.19)	2.37L 0:34.59	+5	
4	4	WOLF MOON Damien Thornton	14	67.0 400m	0:11.11 400m	1:10.52 [4] (0:13.76)	0:56.76 [4] (0:11.15)	0:45.61 [6] (0:11.40)	0:34.21 [5] (0:11.14)	0:23.07 [5] (0:11.11)	0:11.96 [5] (0:11.96)	3.65L 0:34.21	+7	
5	14	BOHO BEAUTY Samantha Collett	9	68.4 1000m	0:10.98 400m	1:10.52 [5] (0:14.05)	0:56.47 [8] (0:11.14)	0:45.33 [8] (0:11.38)	0:33.95 [8] (0:11.17)	0:22.78 [8] (0:10.98)	0:11.80 [6] (0:11.80)	3.66L 0:33.95	+9	
6	10	PHILLY SPECIAL Ben Thompson	3	67.9 1000m	0:10.97 400m	1:10.54 [6] (0:14.17)	0:56.37 [10] (0:11.12)	0:45.25 [9] (0:11.44)	0:33.81 [9] (0:11.09)	0:22.72 [9] (0:10.97)	0:11.75 [7] (0:11.75)	3.74L 0:33.81	+4	
7	9	ROLL UP James Orman	11	67.5 1000m	0:11.08 1000m	1:10.62 [7] (0:13.64)	0:56.98 [3] (0:11.08)	0:45.90 [3] (0:11.38)	0:34.52 [4] (0:11.09)	0:23.43 [4] (0:11.17)	0:12.26 [4] (0:12.26)	4.22L 0:34.52	+3	
8	3	STORMY ROCK Angela Jones	10	67.6 400m	0:10.91 600m	1:10.79 [8] (0:14.11)	0:56.68 [9] (0:11.35)	0:45.33 [10] (0:11.54)	0:33.79 [10] (0:10.91)	0:22.88 [10] (0:10.96)	0:11.92 [9] (0:11.92)	5.22L 0:33.79	+7	
9	2	BRIMSTONE Larry Cassidy	2	68.1 1000m	0:11.07 1000m	1:11.34 [9] (0:13.80)	0:57.54 [5] (0:11.07)	0:46.47 [5] (0:11.46)	0:35.01 [6] (0:11.22)	0:23.79 [6] (0:11.26)	0:12.53 [8] (0:12.53)	8.47L 0:35.01	+7	
10	8	CIRCLING Ryan Maloney	1	66.8 1000m	0:11.13 1000m	1:11.73 [10] (0:13.83)	0:57.90 [7] (0:11.13)	0:46.77 [7] (0:11.44)	0:35.33 [7] (0:11.21)	0:24.12 [7] (0:11.41)	0:12.71 [10] (0:12.71)	10.79L 0:35.33	+2	

Scratched: Highly Ambitious (#15), Hakkai Maru (#11), Bean Foggy (#5), Stick To Your Guns (#7), Silver City (#13)



Horse/Jockey Name	Enterprise Pomme
Final Rank	1
Fastest Section Time (Section)	0:10.88 (1000m)
Top Speed [km/h] (Section)	68.1 (1000m)
Race State	Finished

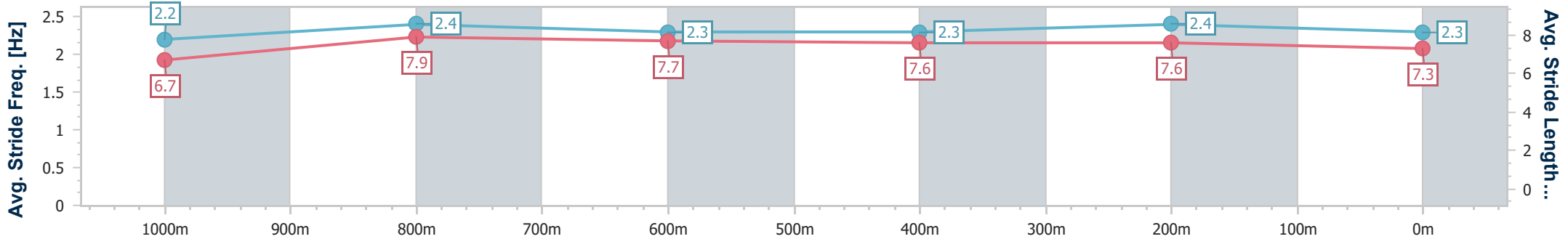
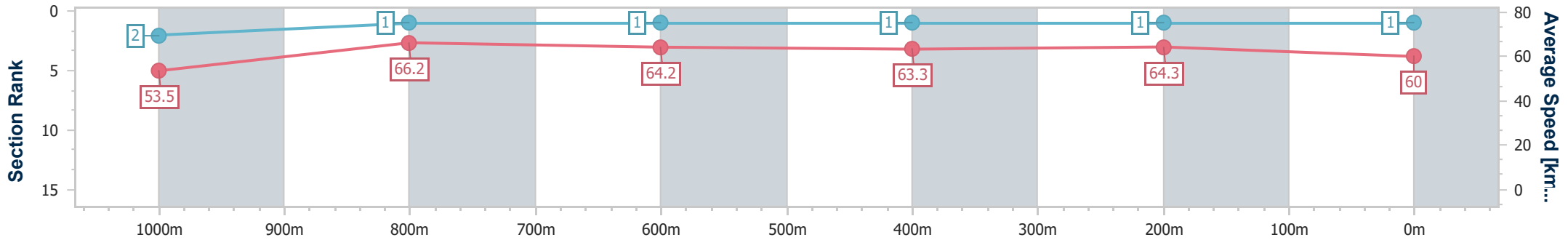


Doomben QLD Professional
Race 7: LADBROKES SAME RACE MULTI Class 4 Handicap - 1200m
 31 May 2023 - 16:03
 Track Rating: Good 4, Weather: Fine, Rail Position: +8.5m Entire Course



BRISBANE
RACING CLUB

Section	Overall	1000m	800m	600m	400m	200m
Section Times	1:09.90 [1] (0:13.49)	0:56.41 [2] (0:10.88)	0:45.53 [1] (0:11.13)	0:34.40 [1] (0:11.24)	0:23.16 [1] (0:11.17)	0:11.99 [1] (0:11.99)
Average Speed [km/h]	53.5	66.2	64.2	63.3	64.3	60.0
Top Speed [km/h]	67.9	68.1	64.7	64.3	65.3	63.6
Avg. Dist. to Rail [m]	2.4	0.5	1.2	2.1	1.8	4.6
Avg. Stride Freq. [Hz]	2.2	2.4	2.3	2.3	2.4	2.3
Avg. Stride Length [m]	6.7	7.9	7.7	7.6	7.6	7.3



- [] Ranking at each section and finish
- .-.- No data available at this section
- NA No data available



Horse/Jockey Name	Ravaged Award
Final Rank	2
Fastest Section Time (Section)	0:10.95 (1000m)
Top Speed [km/h] (Section)	68.7 (1000m)
Race State	Finished



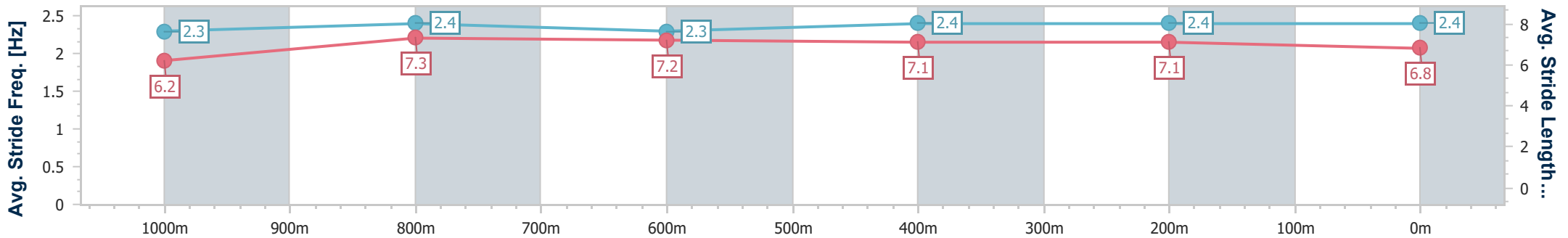
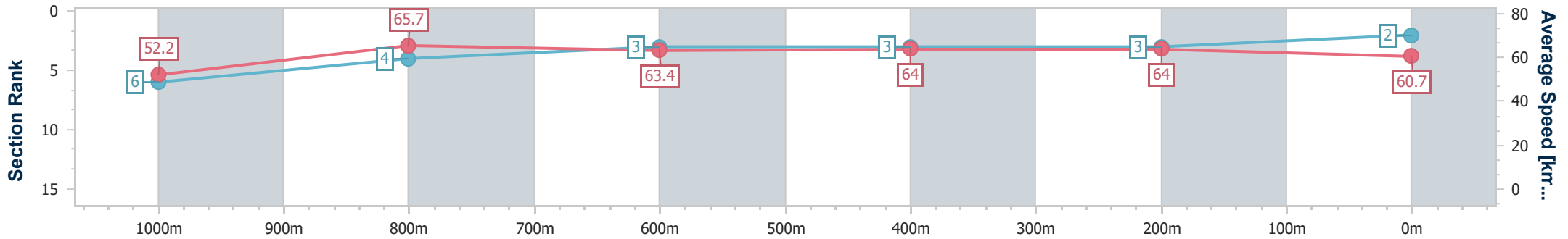
Doomben QLD Professional
Race 7: LADBROKES SAME RACE MULTI Class 4 Handicap - 1200m



31 May 2023 - 16:03
 Track Rating: Good 4, Weather: Fine, Rail Position: +8.5m Entire Course

BRISBANE RACING CLUB

Section	Overall	1000m	800m	600m	400m	200m
Section Times	1:10.20 [2] (0:13.80)	0:56.40 [6] (0:10.95)	0:45.45 [4] (0:11.31)	0:34.14 [3] (0:11.09)	0:23.05 [3] (0:11.20)	0:11.85 [3] (0:11.85)
Average Speed [km/h]	52.2	65.7	63.4	64.0	64.0	60.7
Top Speed [km/h]	68.0	68.7	64.8	64.4	65.4	63.4
Avg. Dist. to Rail [m]	4.0	1.2	1.4	2.4	1.1	1.6
Avg. Stride Freq. [Hz]	2.3	2.4	2.3	2.4	2.4	2.4
Avg. Stride Length [m]	6.2	7.3	7.2	7.1	7.1	6.8



- [] Ranking at each section and finish
- .-.- No data available at this section
- NA No data available



Horse/Jockey Name	Moreton Bay
Final Rank	3
Fastest Section Time (Section)	0:10.99 (1000m)
Top Speed [km/h] (Section)	67.4 (Overall)
Race State	Finished



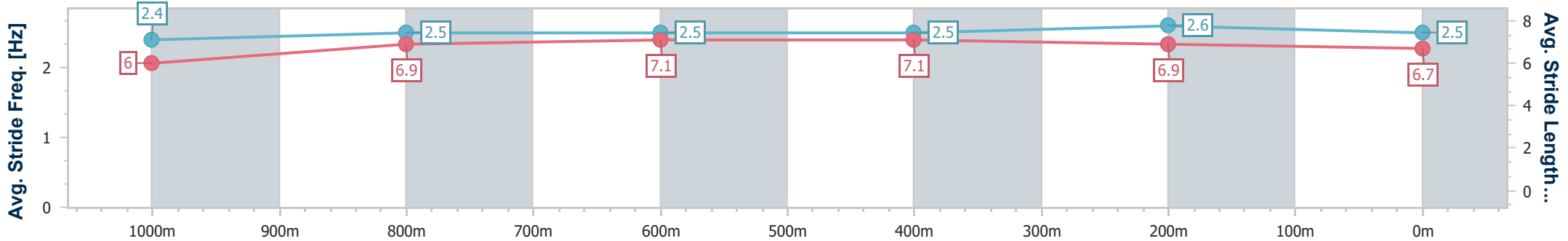
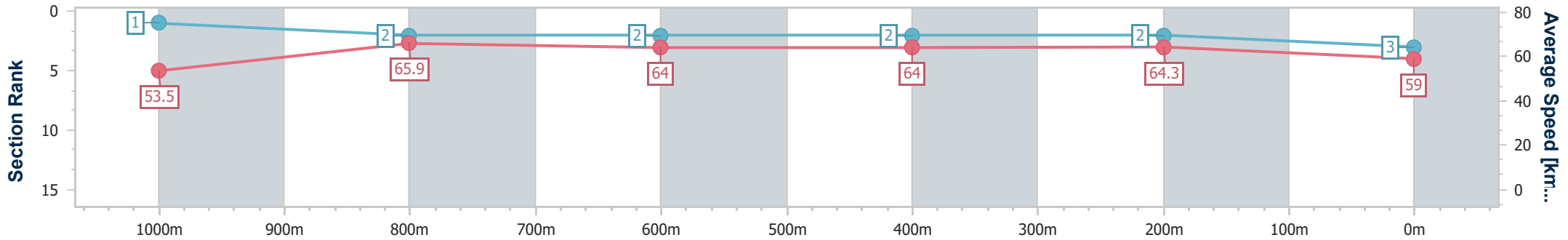
Doomben QLD Professional
 Race 7: LADBROKES SAME RACE MULTI Class 4 Handicap - 1200m



31 May 2023 - 16:03
 Track Rating: Good 4, Weather: Fine, Rail Position: +8.5m Entire Course

BRISBANE RACING CLUB

Section	Overall	1000m	800m	600m	400m	200m
Section Times	1:10.30 [3] (0:13.45)	0:56.85 [1] (0:10.99)	0:45.86 [2] (0:11.27)	0:34.59 [2] (0:11.22)	0:23.37 [2] (0:11.18)	0:12.19 [2] (0:12.19)
Average Speed [km/h]	53.5	65.9	64.0	64.0	64.3	59.0
Top Speed [km/h]	67.4	67.1	64.6	64.3	66.4	63.4
Avg. Dist. to Rail [m]	3.1	1.4	0.8	0.7	2.1	5.3
Avg. Stride Freq. [Hz]	2.4	2.5	2.5	2.5	2.6	2.5
Avg. Stride Length [m]	6.0	6.9	7.1	7.1	6.9	6.7



- [] Ranking at each section and finish
- .-.- No data available at this section
- NA No data available



Horse/Jockey Name	Wolf Moon
Final Rank	4
Fastest Section Time (Section)	0:11.11 (400m)
Top Speed [km/h] (Section)	67.0 (400m)
Race State	Finished



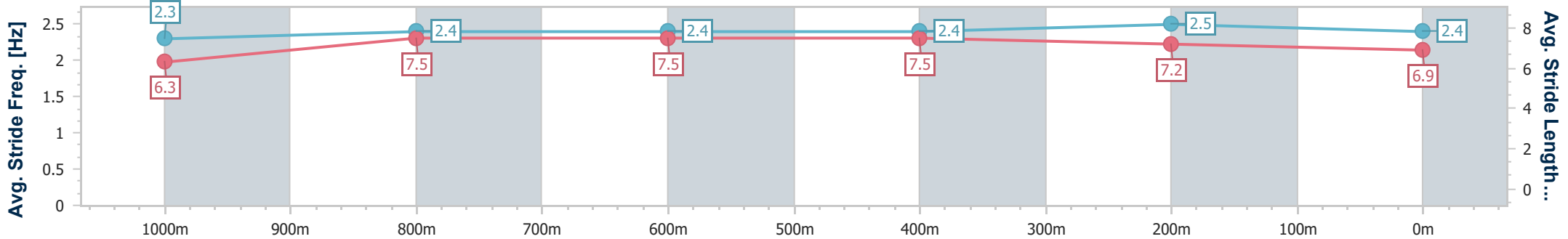
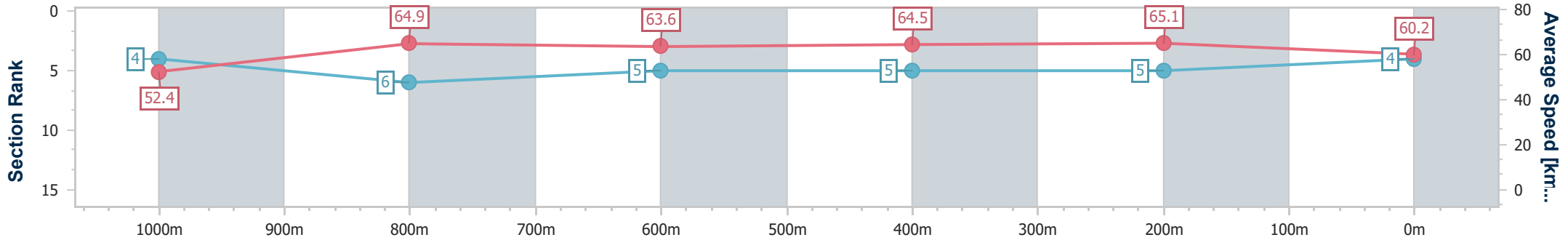
Doomben QLD Professional
Race 7: LADBROKES SAME RACE MULTI Class 4 Handicap - 1200m



31 May 2023 - 16:03
 Track Rating: Good 4, Weather: Fine, Rail Position: +8.5m Entire Course

BRISBANE RACING CLUB

Section	Overall	1000m	800m	600m	400m	200m
Section Times	1:10.52 [4] (0:13.76)	0:56.76 [4] (0:11.15)	0:45.61 [6] (0:11.40)	0:34.21 [5] (0:11.14)	0:23.07 [5] (0:11.11)	0:11.96 [5] (0:11.96)
Average Speed [km/h]	52.4	64.9	63.6	64.5	65.1	60.2
Top Speed [km/h]	64.4	66.0	65.0	64.9	67.0	64.2
Avg. Dist. to Rail [m]	8.8	3.1	1.1	0.3	3.6	7.4
Avg. Stride Freq. [Hz]	2.3	2.4	2.4	2.4	2.5	2.4
Avg. Stride Length [m]	6.3	7.5	7.5	7.5	7.2	6.9



- [] Ranking at each section and finish
- .-.- No data available at this section
- NA No data available



Horse/Jockey Name	Boho Beauty
Final Rank	5
Fastest Section Time (Section)	0:10.98 (400m)
Top Speed [km/h] (Section)	68.4 (1000m)
Race State	Finished



Doomben QLD Professional
 Race 7: LADBROKES SAME RACE MULTI Class 4 Handicap - 1200m

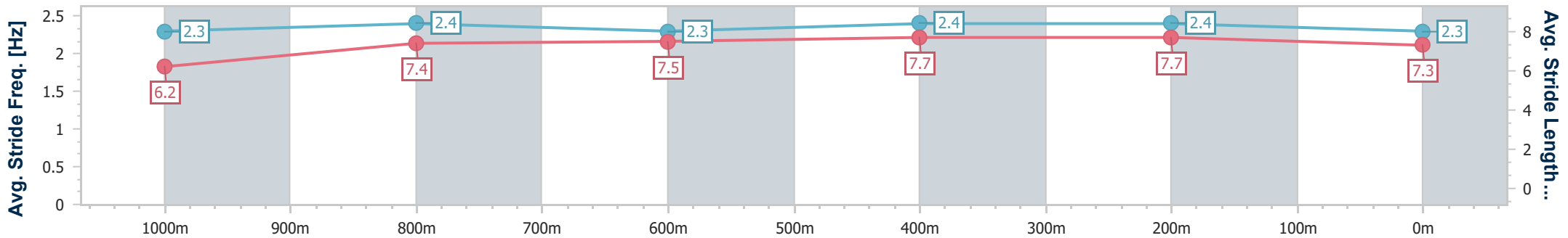
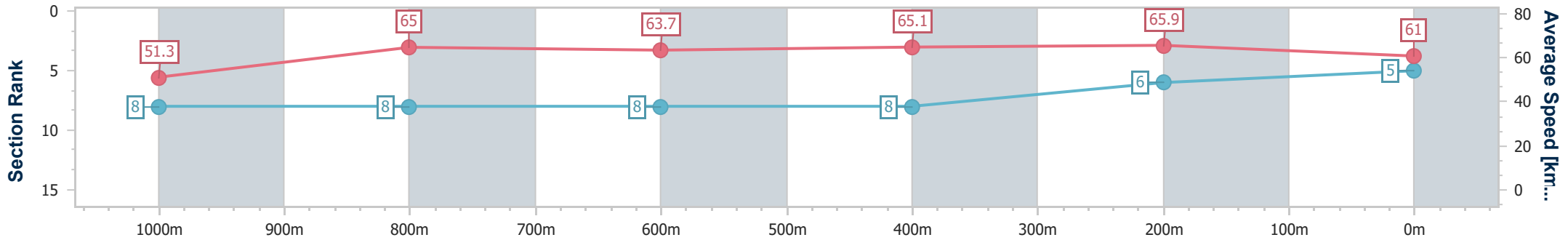


31 May 2023 - 16:03

Track Rating: Good 4, Weather: Fine, Rail Position: +8.5m Entire Course

BRISBANE RACING CLUB

Section	Overall	1000m	800m	600m	400m	200m
Section Times	1:10.52 [5] (0:14.05)	0:56.47 [8] (0:11.14)	0:45.33 [8] (0:11.38)	0:33.95 [8] (0:11.17)	0:22.78 [8] (0:10.98)	0:11.80 [6] (0:11.80)
Average Speed [km/h]	51.3	65.0	63.7	65.1	65.9	61.0
Top Speed [km/h]	64.4	68.4	65.4	65.7	67.6	64.5
Avg. Dist. to Rail [m]	5.0	2.1	1.1	1.7	3.8	5.0
Avg. Stride Freq. [Hz]	2.3	2.4	2.3	2.4	2.4	2.3
Avg. Stride Length [m]	6.2	7.4	7.5	7.7	7.7	7.3



- [] Ranking at each section and finish
- .-.- No data available at this section
- NA No data available



Horse/Jockey Name	Philly Special
Final Rank	6
Fastest Section Time (Section)	0:10.97 (400m)
Top Speed [km/h] (Section)	67.9 (1000m)
Race State	Finished

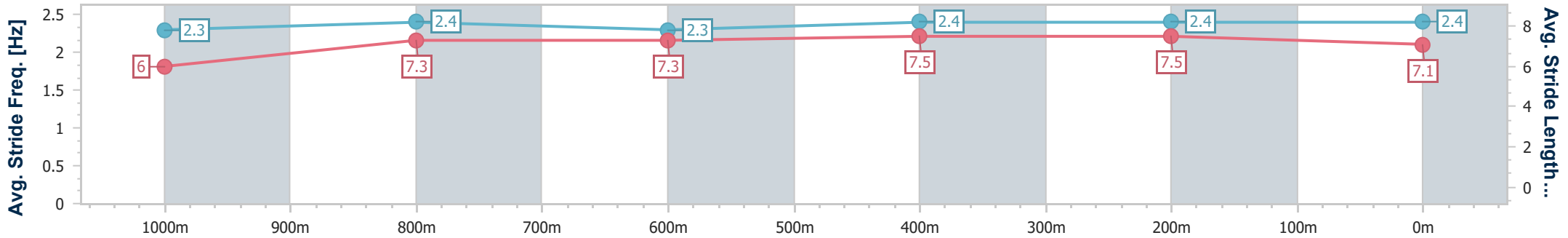
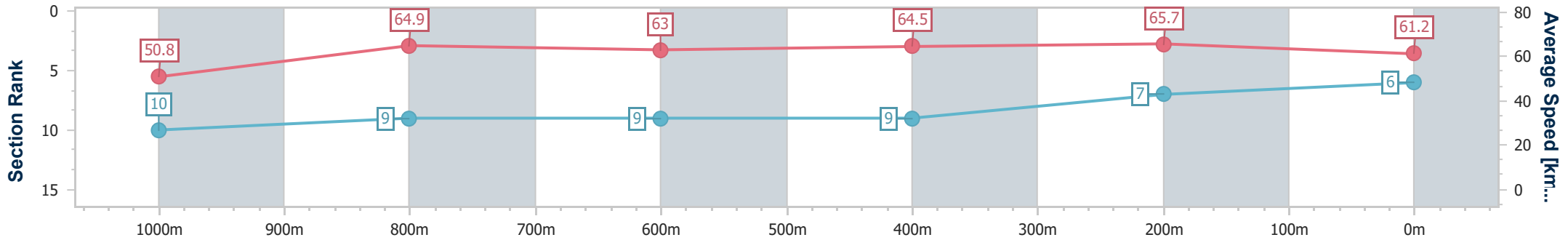


Doomben QLD Professional
Race 7: LADBROKES SAME RACE MULTI Class 4 Handicap - 1200m
 31 May 2023 - 16:03
 Track Rating: Good 4, Weather: Fine, Rail Position: +8.5m Entire Course



BRISBANE
RACING CLUB

Section	Overall	1000m	800m	600m	400m	200m
Section Times	1:10.54 [6] (0:14.17)	0:56.37 [10] (0:11.12)	0:45.25 [9] (0:11.44)	0:33.81 [9] (0:11.09)	0:22.72 [9] (0:10.97)	0:11.75 [7] (0:11.75)
Average Speed [km/h]	50.8	64.9	63.0	64.5	65.7	61.2
Top Speed [km/h]	64.4	67.9	65.9	65.9	67.7	64.5
Avg. Dist. to Rail [m]	3.0	1.2	0.2	0.7	2.2	3.2
Avg. Stride Freq. [Hz]	2.3	2.4	2.3	2.4	2.4	2.4
Avg. Stride Length [m]	6.0	7.3	7.3	7.5	7.5	7.1



- [] Ranking at each section and finish
- .-.- No data available at this section
- NA No data available



Horse/Jockey Name	Roll Up
Final Rank	7
Fastest Section Time (Section)	0:11.08 (1000m)
Top Speed [km/h] (Section)	67.5 (1000m)
Race State	Finished



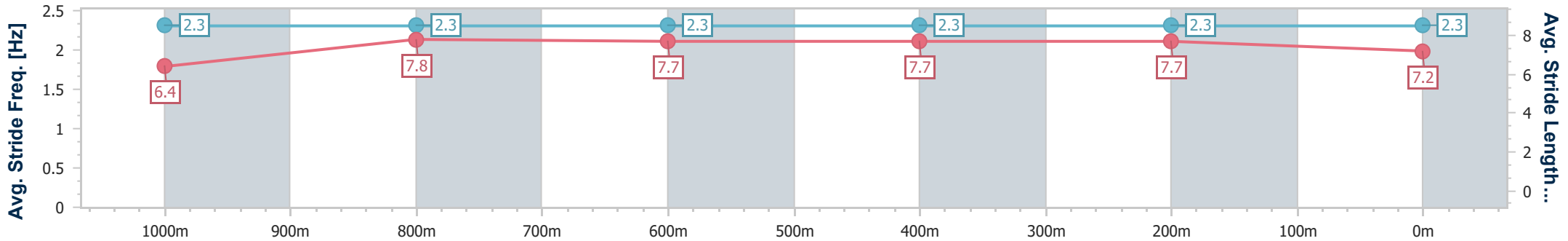
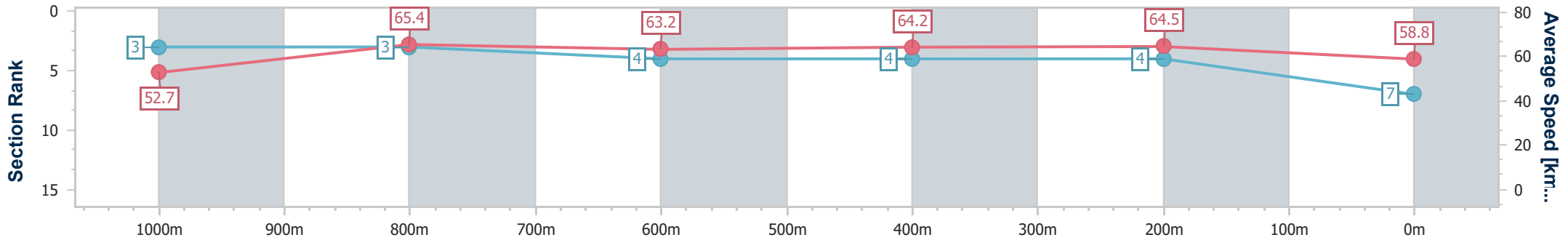
Doomben QLD Professional
Race 7: LADBROKES SAME RACE MULTI Class 4 Handicap - 1200m



31 May 2023 - 16:03
 Track Rating: Good 4, Weather: Fine, Rail Position: +8.5m Entire Course

BRISBANE
 RACING CLUB

Section	Overall	1000m	800m	600m	400m	200m
Section Times	1:10.62 [7] (0:13.64)	0:56.98 [3] (0:11.08)	0:45.90 [3] (0:11.38)	0:34.52 [4] (0:11.09)	0:23.43 [4] (0:11.17)	0:12.26 [4] (0:12.26)
Average Speed [km/h]	52.7	65.4	63.2	64.2	64.5	58.8
Top Speed [km/h]	65.8	67.5	64.7	65.4	65.8	62.4
Avg. Dist. to Rail [m]	6.5	2.2	0.5	1.6	2.5	5.5
Avg. Stride Freq. [Hz]	2.3	2.3	2.3	2.3	2.3	2.3
Avg. Stride Length [m]	6.4	7.8	7.7	7.7	7.7	7.2



- [] Ranking at each section and finish
- .-.- No data available at this section
- NA No data available



Horse/Jockey Name	Stormy Rock
Final Rank	8
Fastest Section Time (Section)	0:10.91 (600m)
Top Speed [km/h] (Section)	67.6 (400m)
Race State	Finished

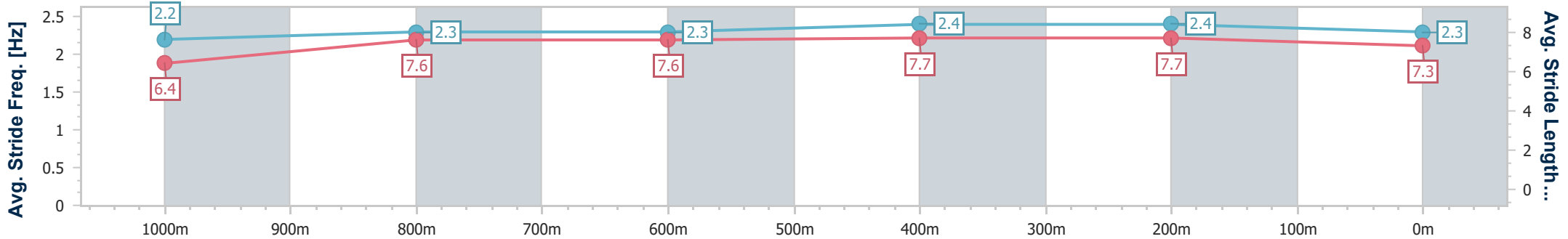
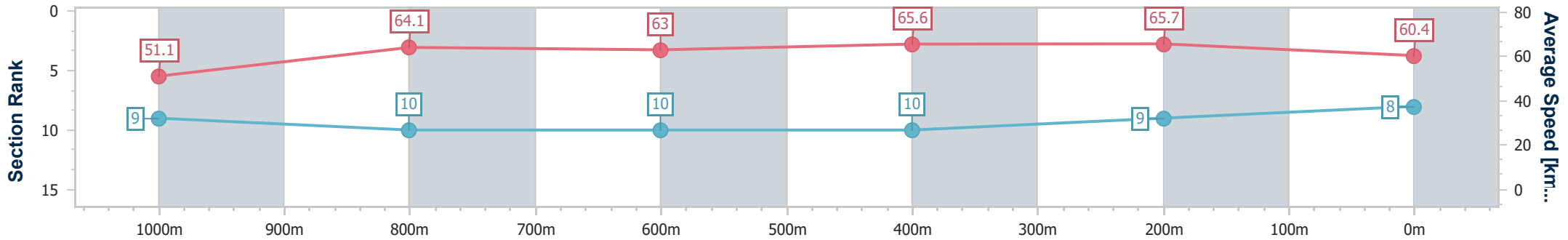


Doomben QLD Professional
Race 7: LADBROKES SAME RACE MULTI Class 4 Handicap - 1200m
 31 May 2023 - 16:03
 Track Rating: Good 4, Weather: Fine, Rail Position: +8.5m Entire Course



BRISBANE
RACING CLUB

Section	Overall	1000m	800m	600m	400m	200m
Section Times	1:10.79 [8] (0:14.11)	0:56.68 [9] (0:11.35)	0:45.33 [10] (0:11.54)	0:33.79 [10] (0:10.91)	0:22.88 [10] (0:10.96)	0:11.92 [9] (0:11.92)
Average Speed [km/h]	51.1	64.1	63.0	65.6	65.7	60.4
Top Speed [km/h]	64.1	64.7	64.8	66.1	67.6	64.2
Avg. Dist. to Rail [m]	6.5	3.9	1.4	0.9	3.3	7.8
Avg. Stride Freq. [Hz]	2.2	2.3	2.3	2.4	2.4	2.3
Avg. Stride Length [m]	6.4	7.6	7.6	7.7	7.7	7.3



- [] Ranking at each section and finish
- .-.- No data available at this section
- NA No data available



Horse/Jockey Name	Brimstone
Final Rank	9
Fastest Section Time (Section)	0:11.07 (1000m)
Top Speed [km/h] (Section)	68.1 (1000m)
Race State	Finished

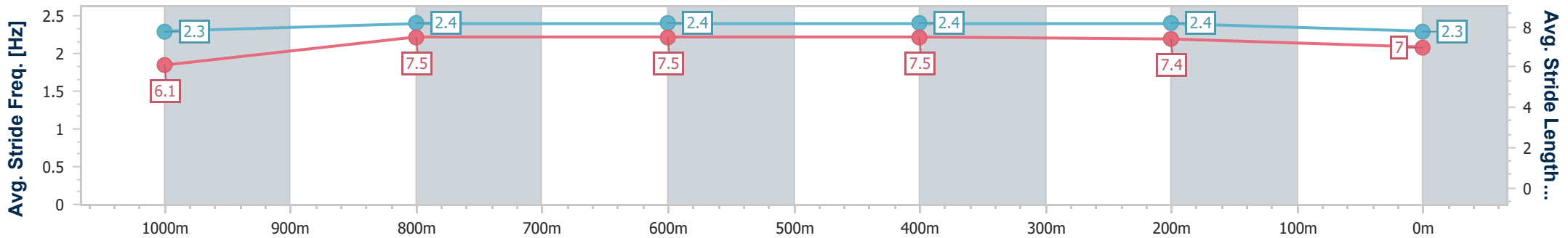
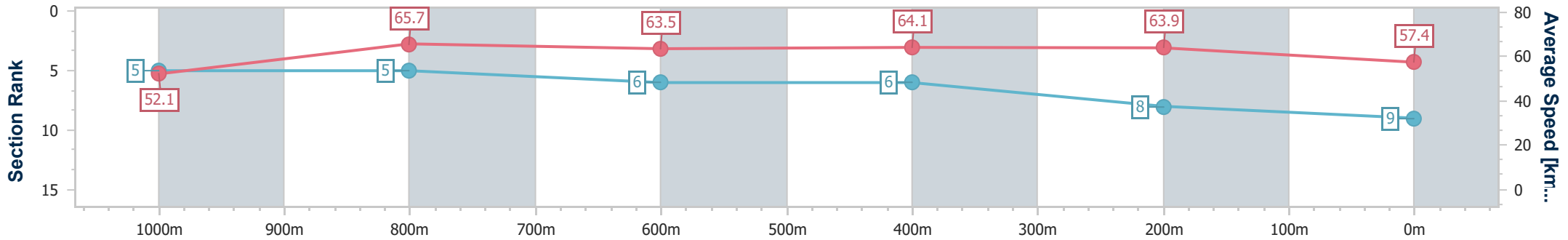


Doomben QLD Professional
Race 7: LADBROKES SAME RACE MULTI Class 4 Handicap - 1200m
 31 May 2023 - 16:03
 Track Rating: Good 4, Weather: Fine, Rail Position: +8.5m Entire Course



BRISBANE
RACING CLUB

Section	Overall	1000m	800m	600m	400m	200m
Section Times	1:11.34 [9] (0:13.80)	0:57.54 [5] (0:11.07)	0:46.47 [5] (0:11.46)	0:35.01 [6] (0:11.22)	0:23.79 [6] (0:11.26)	0:12.53 [8] (0:12.53)
Average Speed [km/h]	52.1	65.7	63.5	64.1	63.9	57.4
Top Speed [km/h]	66.7	68.1	65.8	65.0	65.1	62.3
Avg. Dist. to Rail [m]	2.0	2.7	2.2	0.8	1.2	1.1
Avg. Stride Freq. [Hz]	2.3	2.4	2.4	2.4	2.4	2.3
Avg. Stride Length [m]	6.1	7.5	7.5	7.5	7.4	7.0



- [] Ranking at each section and finish
- .-.- No data available at this section
- NA No data available



Horse/Jockey Name	Circling
Final Rank	10
Fastest Section Time (Section)	0:11.13 (1000m)
Top Speed [km/h] (Section)	66.8 (1000m)
Race State	Finished

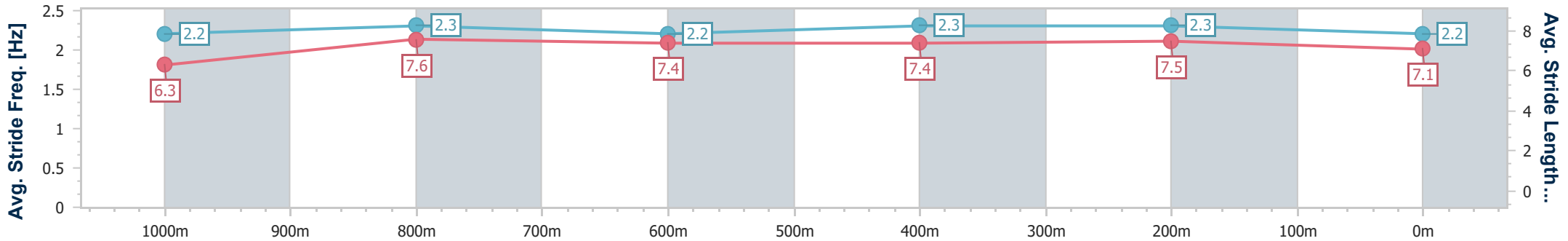
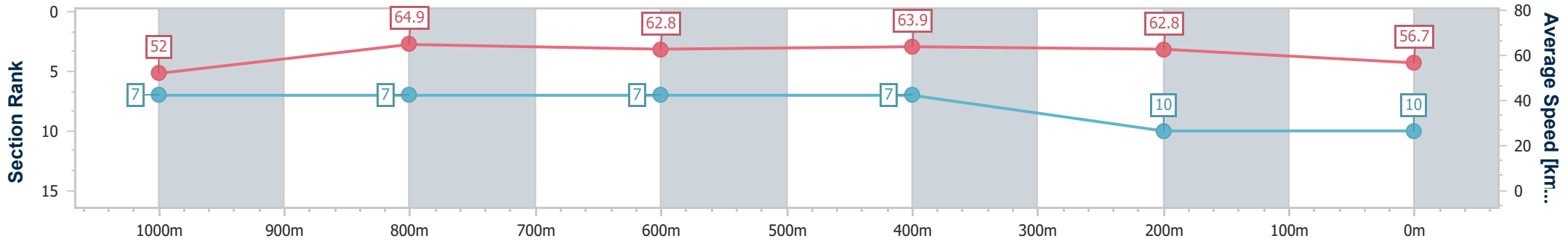


Doomben QLD Professional
Race 7: LADBROKES SAME RACE MULTI Class 4 Handicap - 1200m
 31 May 2023 - 16:03
 Track Rating: Good 4, Weather: Fine, Rail Position: +8.5m Entire Course



BRISBANE RACING CLUB

Section	Overall	1000m	800m	600m	400m	200m
Section Times	1:11.73 [10] (0:13.83)	0:57.90 [7] (0:11.13)	0:46.77 [7] (0:11.44)	0:35.33 [7] (0:11.21)	0:24.12 [7] (0:11.41)	0:12.71 [10] (0:12.71)
Average Speed [km/h]	52.0	64.9	62.8	63.9	62.8	56.7
Top Speed [km/h]	66.8	66.8	64.4	64.5	63.7	61.1
Avg. Dist. to Rail [m]	1.0	0.7	0.1	1.1	0.8	1.4
Avg. Stride Freq. [Hz]	2.2	2.3	2.2	2.3	2.3	2.2
Avg. Stride Length [m]	6.3	7.6	7.4	7.4	7.5	7.1



- [] Ranking at each section and finish
- .-.- No data available at this section
- NA No data available