



Doomben QLD Professional

Race 5: SKY RACING BENCHMARK 70 Handicap - 1650m

31 May 2023 - 14:56



BRISBANE
RACING CLUB

Track Rating: Good 4, Weather: Fine, Rail Position: +8.5m Entire Course

Section		Overall	1400m	1200m	1000m	800m	600m	400m	Last 600m				
Field Times		1:39.72 (0:16.66)	1:23.06 (0:11.46)	1:11.60 (0:11.87)	0:59.73 (0:12.23)	0:47.50 (0:12.68)	0:34.82 (0:11.93)	0:22.89 (0:11.30)	0:34.82				
Rank	TAB Horse/Jockey	Barrier	Top Speed [km/h]	Fastest Section									Distance Travelled [m]
1	5 STARZAM Cejay Graham	10	66.5 400m	0:11.07 400m	1:39.72 [1] (0:17.19)	1:22.53 [6] (0:11.54)	1:10.99 [6] (0:11.82)	0:59.17 [5] (0:12.18)	0:46.99 [5] (0:12.68)	0:34.31 [5] (0:11.74)	0:22.57 [5] (0:11.07)	0:34.31	
2	8 MADAME DU GAST Damien Thornton	2	65.3 400m	0:11.20 400m	1:39.81 [2] (0:16.89)	1:22.92 [4] (0:11.50)	1:11.42 [3] (0:11.86)	0:59.56 [3] (0:12.27)	0:47.29 [3] (0:12.68)	0:34.61 [3] (0:11.82)	0:22.79 [4] (0:11.20)	0:34.61	-11
3	1 OUR REBEL Michael Cahill	7	65.3 400m	0:11.20 400m	1:40.00 [3] (0:16.87)	1:23.13 [3] (0:11.62)	1:11.51 [4] (0:11.88)	0:59.63 [4] (0:12.22)	0:47.41 [4] (0:12.62)	0:34.79 [4] (0:11.77)	0:23.02 [3] (0:11.20)	0:34.79	-5
4	9 MISS KEELER Ben Thompson	4	65.5 400m	0:11.16 400m	1:40.01 [4] (0:17.23)	1:22.78 [7] (0:11.52)	1:11.26 [7] (0:11.82)	0:59.44 [6] (0:12.20)	0:47.24 [6] (0:12.64)	0:34.60 [6] (0:11.88)	0:22.72 [7] (0:11.16)	0:34.60	-9
5	6 SECURITY ADVISOR Craig Williams	1	65.1 Overall	0:11.39 400m	1:40.07 [5] (0:16.71)	1:23.36 [2] (0:11.41)	1:11.95 [1] (0:11.87)	1:00.08 [1] (0:12.23)	0:47.85 [1] (0:12.68)	0:35.17 [1] (0:11.93)	0:23.24 [1] (0:11.39)	0:35.17	-10
6	2 SAUCEY HORSEY Angela Jones	6	65.4 Overall	0:11.28 400m	1:40.13 [6] (0:16.66)	1:23.47 [1] (0:11.60)	1:11.87 [2] (0:11.85)	1:00.02 [2] (0:12.28)	0:47.74 [2] (0:12.66)	0:35.08 [2] (0:11.80)	0:23.28 [2] (0:11.28)	0:35.08	-5
7	3 SHOPPING ESPRIT James Orman	3	66.3 Overall	0:11.10 400m	1:40.32 [7] (0:17.66)	1:22.66 [10] (0:11.39)	1:11.27 [9] (0:11.78)	0:59.49 [9] (0:12.21)	0:47.28 [9] (0:12.66)	0:34.62 [9] (0:11.72)	0:22.90 [9] (0:11.10)	0:34.62	-8
8	7 A DEEL OF HUMOUR Anthony Allen	9	64.7 400m	0:11.47 400m	1:40.96 [8] (0:17.54)	1:23.42 [8] (0:11.48)	1:11.94 [8] (0:11.89)	1:00.05 [10] (0:12.16)	0:47.89 [10] (0:12.65)	0:35.24 [10] (0:11.78)	0:23.46 [10] (0:11.47)	0:35.24	-5
9	11 HOPEFUL STAR Andrew Spinks	11	65.5 400m	0:11.36 400m	1:40.98 [9] (0:17.63)	1:23.35 [9] (0:11.42)	1:11.93 [10] (0:11.77)	1:00.16 [8] (0:12.12)	0:48.04 [8] (0:12.66)	0:35.38 [8] (0:11.76)	0:23.62 [8] (0:11.36)	0:35.38	+1
10	10 DREAM SONG Tegan Harrison	8	65.0 Overall	0:11.63 400m	1:41.17 [10] (0:16.99)	1:24.18 [5] (0:11.68)	1:12.50 [5] (0:11.97)	1:00.53 [7] (0:12.20)	0:48.33 [7] (0:12.65)	0:35.68 [7] (0:11.79)	0:23.89 [6] (0:11.63)	0:35.68	-10

Scratched: Outburst (#4)

[] Ranking at each section and finish
 -:-:- No data available at this section
 NA No data available

SCN Saddle cloth number
 DNF Did not finish
 DNT Did not track



Doomben QLD Professional

Race 5: SKY RACING BENCHMARK 70 Handicap - 1650m

31 May 2023 - 14:56



BRISBANE
RACING CLUB

Track Rating: Good 4, Weather: Fine, Rail Position: +8.5m Entire Course

Section							200m			Last 600m
Field Times							0:11.59			0:34.82
							(0:11.59)			
Rank	TAB	Horse/Jockey	Barrier	Top Speed [km/h]	Fastest Section	Margin			Distance Travelled [m]	
1	5	STARZAM	10	66.5	0:11.07	0:11.50 [3]	1:39.72		0:34.31	
		Cejay Graham		400m	400m	(0:11.50)				
2	8	MADAME DU GAST	2	65.3	0:11.20	0:11.59 [5]	0.52L		0:34.61	
		Damien Thornton		400m	400m	(0:11.59)			-11	
3	1	OUR REBEL	7	65.3	0:11.20	0:11.82 [2]	1.64L		0:34.79	
		Michael Cahill		400m	400m	(0:11.82)			-5	
4	9	MISS KEELER	4	65.5	0:11.16	0:11.56 [6]	1.71L		0:34.60	
		Ben Thompson		400m	400m	(0:11.56)			-9	
5	6	SECURITY ADVISOR	1	65.1	0:11.39	0:11.85 [4]	2.05L		0:35.17	
		Craig Williams		Overall	400m	(0:11.85)			-10	
6	2	SAUCEY HORSEY	6	65.4	0:11.28	0:12.00 [1]	2.41L		0:35.08	
		Angela Jones		Overall	400m	(0:12.00)			-5	
7	3	SHOPPING ESPRIT	3	66.3	0:11.10	0:11.80 [7]	3.54L		0:34.62	
		James Orman		Overall	400m	(0:11.80)			-8	
8	7	A DEEL OF HUMOUR	9	64.7	0:11.47	0:11.99 [10]	7.29L		0:35.24	
		Anthony Allen		400m	400m	(0:11.99)			-5	
9	11	HOPEFUL STAR	11	65.5	0:11.36	0:12.26 [8]	7.41L		0:35.38	
		Andrew Spinks		400m	400m	(0:12.26)			+1	
10	10	DREAM SONG	8	65.0	0:11.63	0:12.26 [9]	8.54L		0:35.68	
		Tegan Harrison		Overall	400m	(0:12.26)			-10	

Scratched: Outburst (#4)

[] Ranking at each section and finish
 -:-:- No data available at this section
 NA No data available

SCN Saddle cloth number
 DNF Did not finish
 DNT Did not track



Horse/Jockey Name	Starzam
Final Rank	1
Fastest Section Time (Section)	0:11.07 (400m)
Top Speed [km/h] (Section)	66.5 (400m)
Race State	Finished



Doomben QLD Professional

Race 5: SKY RACING BENCHMARK 70 Handicap - 1650m

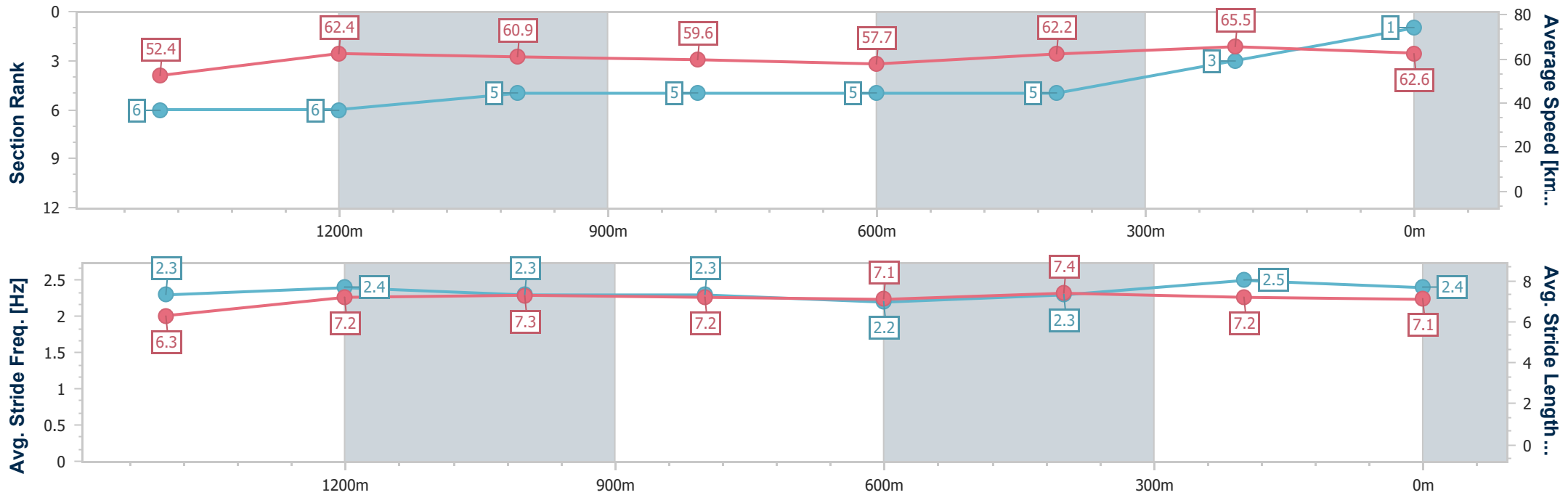
31 May 2023 - 14:56

Track Rating: Good 4, Weather: Fine, Rail Position: +8.5m Entire Course



BRISBANE RACING CLUB

Section	Overall	1400m	1200m	1000m	800m	600m	400m	200m
Section Times	1:39.72 [1] (0:17.19)	1:22.53 [6] (0:11.54)	1:10.99 [6] (0:11.82)	0:59.17 [5] (0:12.18)	0:46.99 [5] (0:12.68)	0:34.31 [5] (0:11.74)	0:22.57 [5] (0:11.07)	0:11.50 [3] (0:11.50)
Average Speed [km/h]	52.4	62.4	60.9	59.6	57.7	62.2	65.5	62.6
Top Speed [km/h]	64.9	64.4	62.0	61.9	60.3	63.3	66.5	65.5
Avg. Dist. to Rail [m]	3.7	0.7	1.7	2.7	3.1	2.6	4.4	5.2
Avg. Stride Freq. [Hz]	2.3	2.4	2.3	2.3	2.2	2.3	2.5	2.4
Avg. Stride Length [m]	6.3	7.2	7.3	7.2	7.1	7.4	7.2	7.1



- [] Ranking at each section and finish
- .-.- No data available at this section
- NA No data available



Horse/Jockey Name	Madame Du Gast
Final Rank	2
Fastest Section Time (Section)	0:11.20 (400m)
Top Speed [km/h] (Section)	65.3 (400m)
Race State	Finished



Doomben QLD Professional

Race 5: SKY RACING BENCHMARK 70 Handicap - 1650m

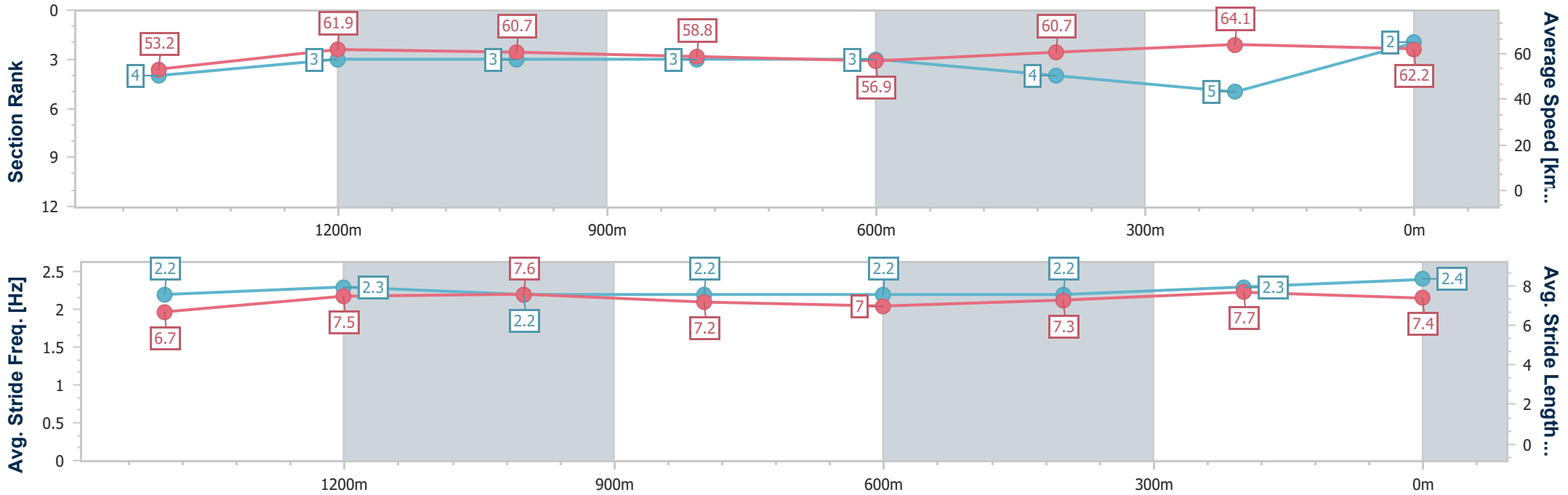
31 May 2023 - 14:56

Track Rating: Good 4, Weather: Fine, Rail Position: +8.5m Entire Course



BRISBANE RACING CLUB

Section	Overall	1400m	1200m	1000m	800m	600m	400m	200m
Section Times	1:39.81 [2] (0:16.89)	1:22.92 [4] (0:11.50)	1:11.42 [3] (0:11.86)	0:59.56 [3] (0:12.27)	0:47.29 [3] (0:12.68)	0:34.61 [3] (0:11.82)	0:22.79 [4] (0:11.20)	0:11.59 [5] (0:11.59)
Average Speed [km/h]	53.2	61.9	60.7	58.8	56.9	60.7	64.1	62.2
Top Speed [km/h]	64.9	63.3	61.4	60.9	58.1	62.8	65.3	64.7
Avg. Dist. to Rail [m]	0.7	1.8	0.9	0.8	0.2	0.7	0.6	1.1
Avg. Stride Freq. [Hz]	2.2	2.3	2.2	2.2	2.2	2.2	2.3	2.4
Avg. Stride Length [m]	6.7	7.5	7.6	7.2	7.0	7.3	7.7	7.4



- [] Ranking at each section and finish
- .-.- No data available at this section
- NA No data available



Horse/Jockey Name	Our Rebel
Final Rank	3
Fastest Section Time (Section)	0:11.20 (400m)
Top Speed [km/h] (Section)	65.3 (400m)
Race State	Finished



Doomben QLD Professional

Race 5: SKY RACING BENCHMARK 70 Handicap - 1650m

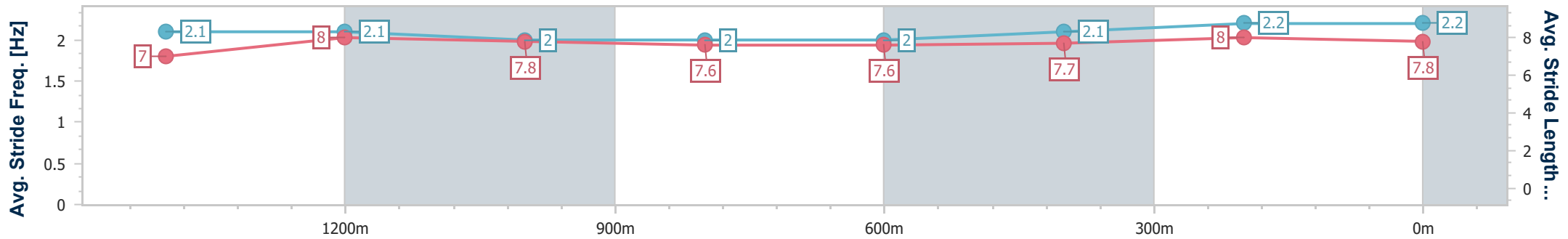
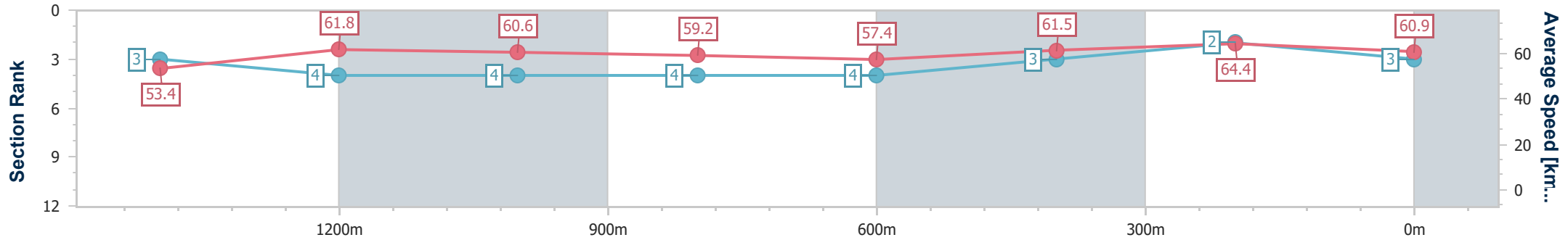
31 May 2023 - 14:56

Track Rating: Good 4, Weather: Fine, Rail Position: +8.5m Entire Course



BRISBANE RACING CLUB

Section	Overall	1400m	1200m	1000m	800m	600m	400m	200m
Section Times	1:40.00 [3] (0:16.87)	1:23.13 [3] (0:11.62)	1:11.51 [4] (0:11.88)	0:59.63 [4] (0:12.22)	0:47.41 [4] (0:12.62)	0:34.79 [4] (0:11.77)	0:23.02 [3] (0:11.20)	0:11.82 [2] (0:11.82)
Average Speed [km/h]	53.4	61.8	60.6	59.2	57.4	61.5	64.4	60.9
Top Speed [km/h]	65.1	63.7	61.1	61.1	59.8	63.1	65.3	64.6
Avg. Dist. to Rail [m]	1.7	0.5	1.7	1.7	1.2	1.0	1.4	2.1
Avg. Stride Freq. [Hz]	2.1	2.1	2.0	2.0	2.0	2.1	2.2	2.2
Avg. Stride Length [m]	7.0	8.0	7.8	7.6	7.6	7.7	8.0	7.8



- [] Ranking at each section and finish
- .-.- No data available at this section
- NA No data available



Horse/Jockey Name	Miss Keeler
Final Rank	4
Fastest Section Time (Section)	0:11.16 (400m)
Top Speed [km/h] (Section)	65.5 (400m)
Race State	Finished



Doomben QLD Professional

Race 5: SKY RACING BENCHMARK 70 Handicap - 1650m

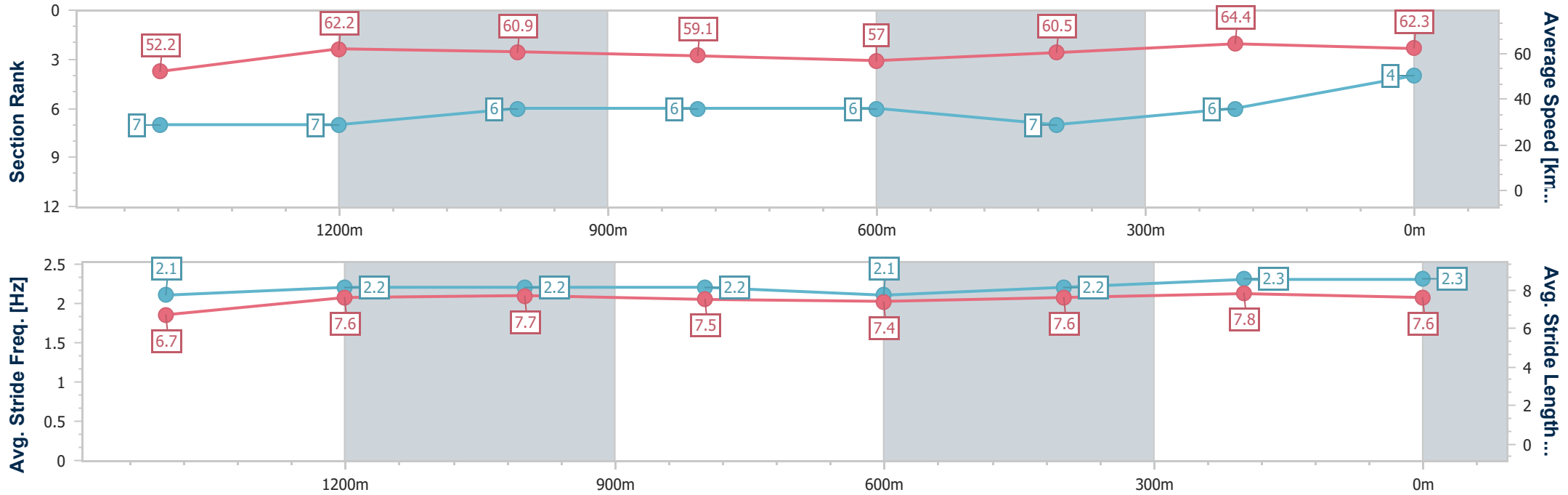
31 May 2023 - 14:56

Track Rating: Good 4, Weather: Fine, Rail Position: +8.5m Entire Course



BRISBANE RACING CLUB

Section	Overall	1400m	1200m	1000m	800m	600m	400m	200m
Section Times	1:40.01 [4] (0:17.23)	1:22.78 [7] (0:11.52)	1:11.26 [7] (0:11.82)	0:59.44 [6] (0:12.20)	0:47.24 [6] (0:12.64)	0:34.60 [6] (0:11.88)	0:22.72 [7] (0:11.16)	0:11.56 [6] (0:11.56)
Average Speed [km/h]	52.2	62.2	60.9	59.1	57.0	60.5	64.4	62.3
Top Speed [km/h]	63.4	63.4	61.5	61.2	58.7	63.9	65.5	63.8
Avg. Dist. to Rail [m]	0.6	0.8	0.2	0.2	0.2	0.3	0.9	1.0
Avg. Stride Freq. [Hz]	2.1	2.2	2.2	2.2	2.1	2.2	2.3	2.3
Avg. Stride Length [m]	6.7	7.6	7.7	7.5	7.4	7.6	7.8	7.6



- [] Ranking at each section and finish
- .-.- No data available at this section
- NA No data available



Horse/Jockey Name	Security Advisor
Final Rank	5
Fastest Section Time (Section)	0:11.39 (400m)
Top Speed [km/h] (Section)	65.1 (Overall)
Race State	Finished



Doomben QLD Professional

Race 5: SKY RACING BENCHMARK 70 Handicap - 1650m

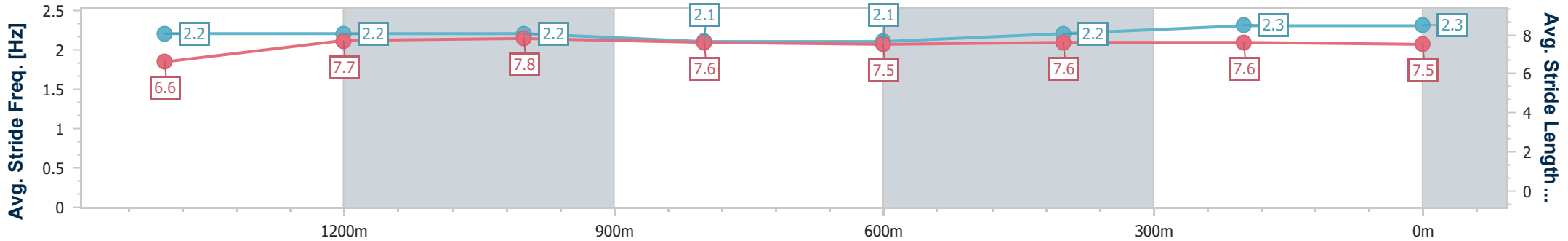
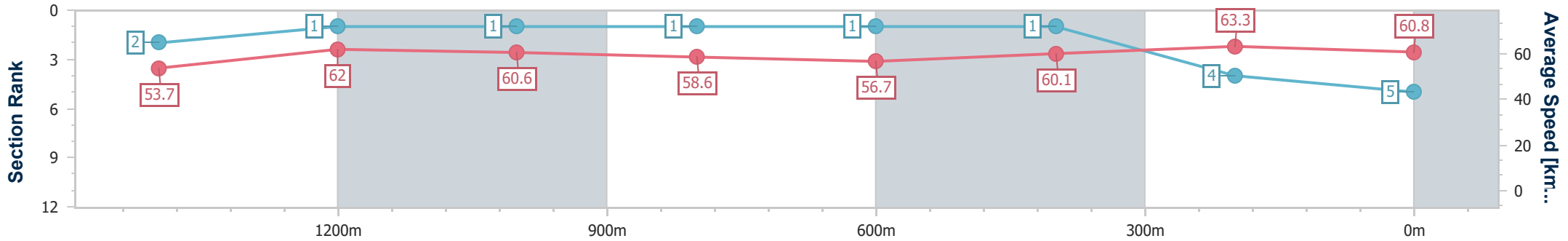
31 May 2023 - 14:56

Track Rating: Good 4, Weather: Fine, Rail Position: +8.5m Entire Course



BRISBANE RACING CLUB

Section	Overall	1400m	1200m	1000m	800m	600m	400m	200m
Section Times	1:40.07 [5] (0:16.71)	1:23.36 [2] (0:11.41)	1:11.95 [1] (0:11.87)	1:00.08 [1] (0:12.23)	0:47.85 [1] (0:12.68)	0:35.17 [1] (0:11.93)	0:23.24 [1] (0:11.39)	0:11.85 [4] (0:11.85)
Average Speed [km/h]	53.7	62.0	60.6	58.6	56.7	60.1	63.3	60.8
Top Speed [km/h]	65.1	63.8	61.1	60.5	57.9	62.4	64.4	64.5
Avg. Dist. to Rail [m]	2.0	2.8	1.5	0.9	0.6	0.5	1.0	1.3
Avg. Stride Freq. [Hz]	2.2	2.2	2.2	2.1	2.1	2.2	2.3	2.3
Avg. Stride Length [m]	6.6	7.7	7.8	7.6	7.5	7.6	7.6	7.5



- [] Ranking at each section and finish
- .-.- No data available at this section
- NA No data available



Horse/Jockey Name	Saucey Horsey
Final Rank	6
Fastest Section Time (Section)	0:11.28 (400m)
Top Speed [km/h] (Section)	65.4 (Overall)
Race State	Finished



Doomben QLD Professional

Race 5: SKY RACING BENCHMARK 70 Handicap - 1650m

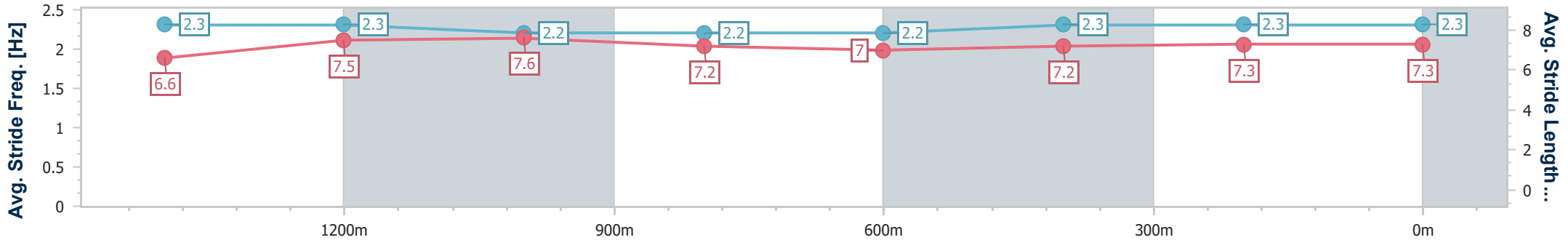
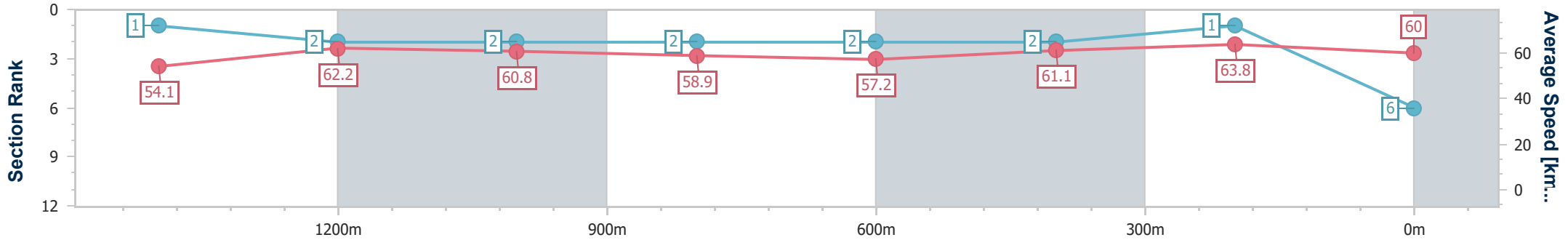
31 May 2023 - 14:56

Track Rating: Good 4, Weather: Fine, Rail Position: +8.5m Entire Course



BRISBANE RACING CLUB

Section	Overall	1400m	1200m	1000m	800m	600m	400m	200m
Section Times	1:40.13 [6] (0:16.66)	1:23.47 [1] (0:11.60)	1:11.87 [2] (0:11.85)	1:00.02 [2] (0:12.28)	0:47.74 [2] (0:12.66)	0:35.08 [2] (0:11.80)	0:23.28 [2] (0:11.28)	0:12.00 [1] (0:12.00)
Average Speed [km/h]	54.1	62.2	60.8	58.9	57.2	61.1	63.8	60.0
Top Speed [km/h]	65.4	64.0	61.3	61.0	58.3	63.2	64.9	62.8
Avg. Dist. to Rail [m]	2.2	0.2	0.8	1.6	1.1	0.4	0.8	1.7
Avg. Stride Freq. [Hz]	2.3	2.3	2.2	2.2	2.2	2.3	2.3	2.3
Avg. Stride Length [m]	6.6	7.5	7.6	7.2	7.0	7.2	7.3	7.3



- [] Ranking at each section and finish
- .-.- No data available at this section
- NA No data available



Horse/Jockey Name	Shopping Esprit
Final Rank	7
Fastest Section Time (Section)	0:11.10 (400m)
Top Speed [km/h] (Section)	66.3 (Overall)
Race State	Finished



Doomben QLD Professional

Race 5: SKY RACING BENCHMARK 70 Handicap - 1650m

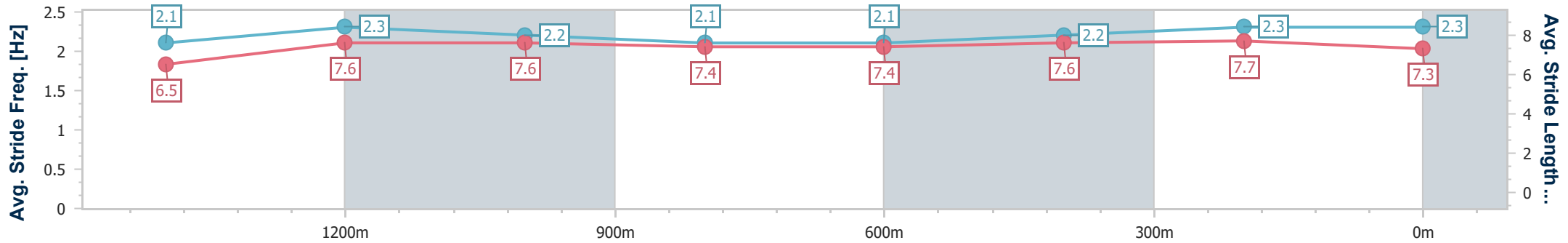
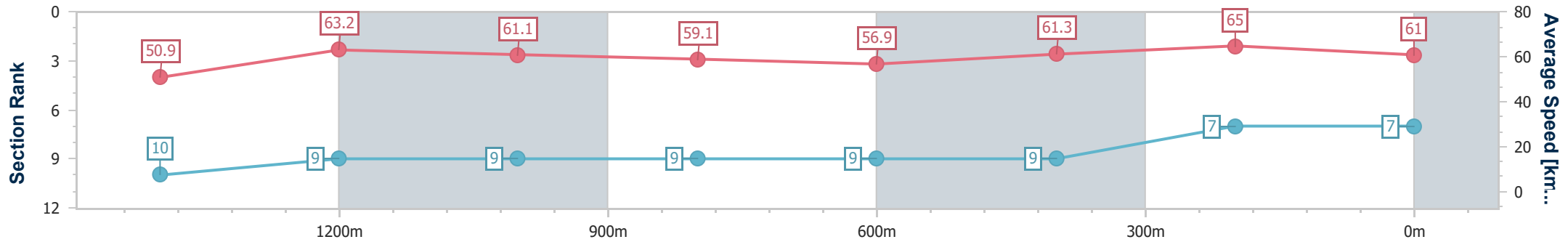
31 May 2023 - 14:56

Track Rating: Good 4, Weather: Fine, Rail Position: +8.5m Entire Course



BRISBANE RACING CLUB

Section	Overall	1400m	1200m	1000m	800m	600m	400m	200m
Section Times	1:40.32 [7] (0:17.66)	1:22.66 [10] (0:11.39)	1:11.27 [9] (0:11.78)	0:59.49 [9] (0:12.21)	0:47.28 [9] (0:12.66)	0:34.62 [9] (0:11.72)	0:22.90 [9] (0:11.10)	0:11.80 [7] (0:11.80)
Average Speed [km/h]	50.9	63.2	61.1	59.1	56.9	61.3	65.0	61.0
Top Speed [km/h]	66.3	64.6	62.4	62.0	58.2	64.2	65.7	64.6
Avg. Dist. to Rail [m]	1.1	0.4	0.8	0.6	0.2	0.3	1.8	3.6
Avg. Stride Freq. [Hz]	2.1	2.3	2.2	2.1	2.1	2.2	2.3	2.3
Avg. Stride Length [m]	6.5	7.6	7.6	7.4	7.4	7.6	7.7	7.3



- [] Ranking at each section and finish
- .-.- No data available at this section
- NA No data available



Horse/Jockey Name	A Deel Of Humour
Final Rank	8
Fastest Section Time (Section)	0:11.47 (400m)
Top Speed [km/h] (Section)	64.7 (400m)
Race State	Finished



Doomben QLD Professional

Race 5: SKY RACING BENCHMARK 70 Handicap - 1650m

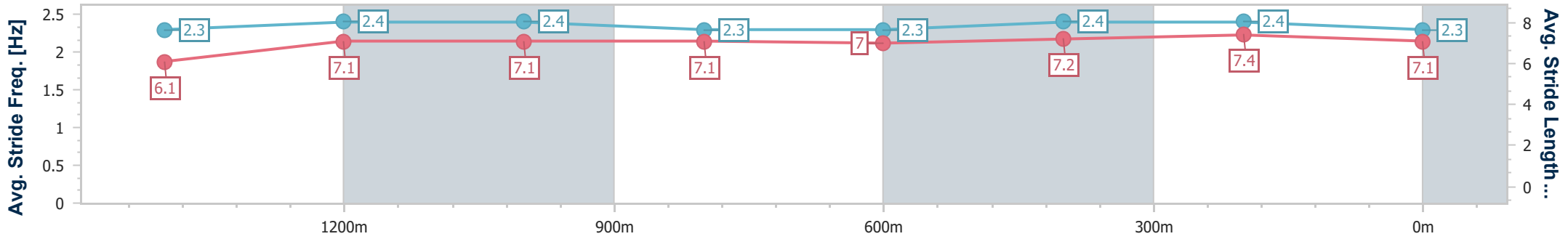
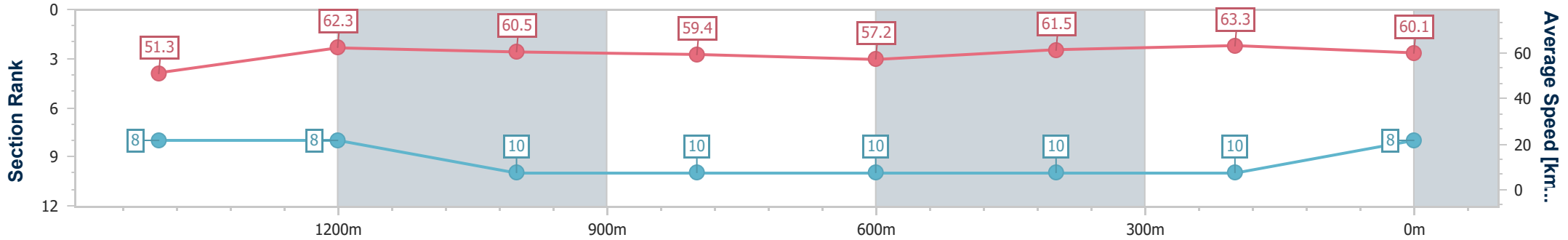
31 May 2023 - 14:56

Track Rating: Good 4, Weather: Fine, Rail Position: +8.5m Entire Course



BRISBANE RACING CLUB

Section	Overall	1400m	1200m	1000m	800m	600m	400m	200m
Section Times	1:40.96 [8] (0:17.54)	1:23.42 [8] (0:11.48)	1:11.94 [8] (0:11.89)	1:00.05 [10] (0:12.16)	0:47.89 [10] (0:12.65)	0:35.24 [10] (0:11.78)	0:23.46 [10] (0:11.47)	0:11.99 [10] (0:11.99)
Average Speed [km/h]	51.3	62.3	60.5	59.4	57.2	61.5	63.3	60.1
Top Speed [km/h]	63.4	63.5	61.6	62.2	59.2	63.0	64.7	61.9
Avg. Dist. to Rail [m]	2.4	1.0	0.3	0.6	1.2	1.4	4.1	3.0
Avg. Stride Freq. [Hz]	2.3	2.4	2.4	2.3	2.3	2.4	2.4	2.3
Avg. Stride Length [m]	6.1	7.1	7.1	7.1	7.0	7.2	7.4	7.1



- [] Ranking at each section and finish
- .-.- No data available at this section
- NA No data available



Horse/Jockey Name	Hopeful Star
Final Rank	9
Fastest Section Time (Section)	0:11.36 (400m)
Top Speed [km/h] (Section)	65.5 (400m)
Race State	Finished



Doomben QLD Professional

Race 5: SKY RACING BENCHMARK 70 Handicap - 1650m

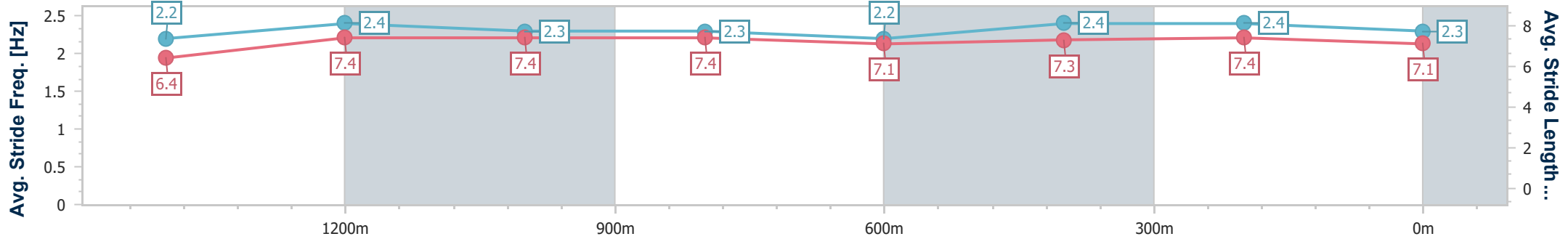
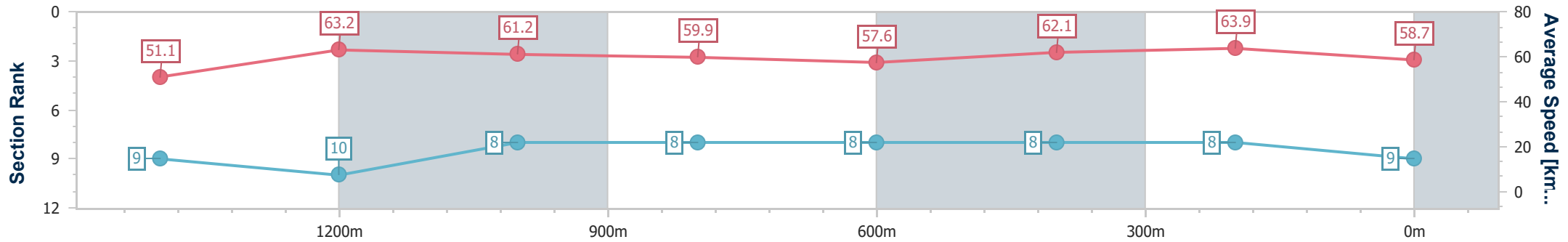
31 May 2023 - 14:56

Track Rating: Good 4, Weather: Fine, Rail Position: +8.5m Entire Course



BRISBANE RACING CLUB

Section	Overall	1400m	1200m	1000m	800m	600m	400m	200m
Section Times	1:40.98 [9] (0:17.63)	1:23.35 [9] (0:11.42)	1:11.93 [10] (0:11.77)	1:00.16 [8] (0:12.12)	0:48.04 [8] (0:12.66)	0:35.38 [8] (0:11.76)	0:23.62 [8] (0:11.36)	0:12.26 [8] (0:12.26)
Average Speed [km/h]	51.1	63.2	61.2	59.9	57.6	62.1	63.9	58.7
Top Speed [km/h]	64.4	64.4	62.2	62.1	59.5	63.5	65.5	62.4
Avg. Dist. to Rail [m]	4.5	0.6	2.0	2.3	2.3	2.6	4.7	4.6
Avg. Stride Freq. [Hz]	2.2	2.4	2.3	2.3	2.2	2.4	2.4	2.3
Avg. Stride Length [m]	6.4	7.4	7.4	7.4	7.1	7.3	7.4	7.1



- [] Ranking at each section and finish
- .-.- No data available at this section
- NA No data available



Horse/Jockey Name	Dream Song
Final Rank	10
Fastest Section Time (Section)	0:11.63 (400m)
Top Speed [km/h] (Section)	65.0 (Overall)
Race State	Finished



Doomben QLD Professional

Race 5: SKY RACING BENCHMARK 70 Handicap - 1650m

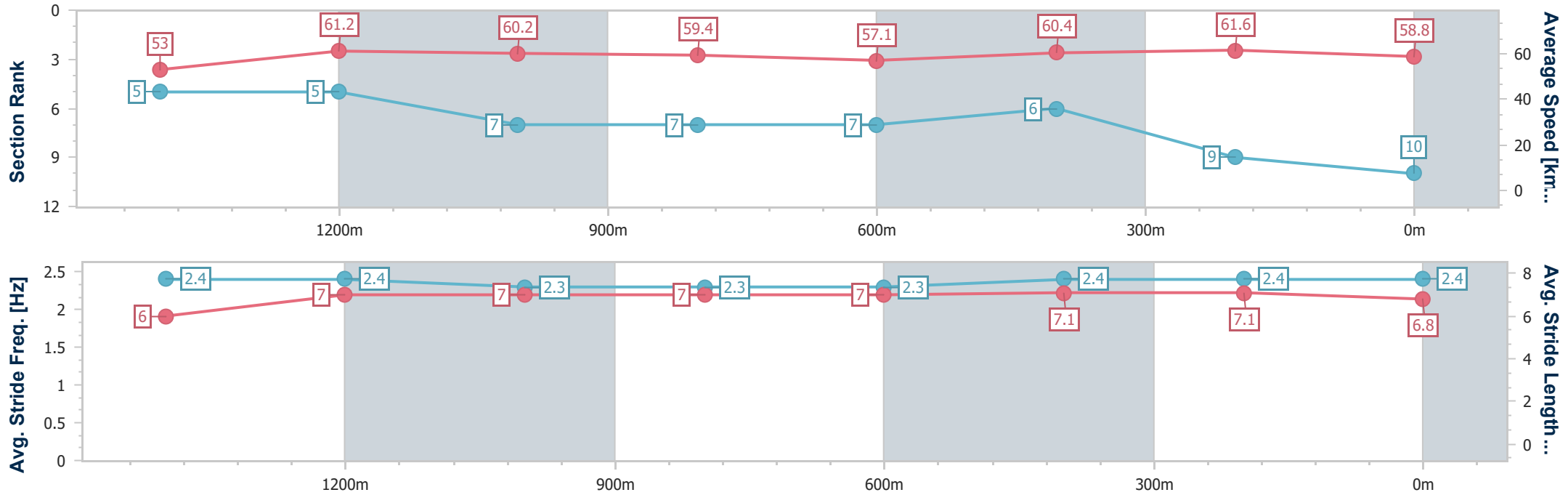
31 May 2023 - 14:56

Track Rating: Good 4, Weather: Fine, Rail Position: +8.5m Entire Course



BRISBANE RACING CLUB

Section	Overall	1400m	1200m	1000m	800m	600m	400m	200m
Section Times	1:41.17 [10] (0:16.99)	1:24.18 [5] (0:11.68)	1:12.50 [5] (0:11.97)	1:00.53 [7] (0:12.20)	0:48.33 [7] (0:12.65)	0:35.68 [7] (0:11.79)	0:23.89 [6] (0:11.63)	0:12.26 [9] (0:12.26)
Average Speed [km/h]	53.0	61.2	60.2	59.4	57.1	60.4	61.6	58.8
Top Speed [km/h]	65.0	64.2	61.7	62.1	59.1	61.9	63.1	62.1
Avg. Dist. to Rail [m]	2.3	1.1	1.3	1.9	0.5	1.7	1.1	0.6
Avg. Stride Freq. [Hz]	2.4	2.4	2.3	2.3	2.3	2.4	2.4	2.4
Avg. Stride Length [m]	6.0	7.0	7.0	7.0	7.0	7.1	7.1	6.8



- [] Ranking at each section and finish
- .-.- No data available at this section
- NA No data available