



Doomben QLD Professional

Race 4: STRADBROKE CALCUTTA 8 JUNE Class 3 Handicap - 2040m

31 May 2023 - 14:21



BRISBANE
RACING CLUB

Track Rating: Good 4, Weather: Fine, Rail Position: +8.5m Entire Course

Section													
Field Times	Overall	1800m	1600m	1400m	1200m	1000m	800m	Last 600m					
	2:06.86 (0:17.30)	1:49.56 (0:12.00)	1:37.56 (0:12.10)	1:25.46 (0:11.98)	1:13.48 (0:12.82)	1:00.66 (0:12.94)	0:47.72 (0:12.73)	0:34.99					
Rank	TAB	Horse/Jockey	Barrier	Top Speed [km/h]	Fastest Section								Distance Travelled [m]
1	1	FAWKNER PARK Ryan Maloney	8	67.3 400m	0:11.01 400m	2:06.86 [1] (0:17.77)	1:49.09 [7] (0:11.91)	1:37.18 [4] (0:12.27)	1:24.91 [6] (0:12.43)	1:12.48 [6] (0:12.55)	0:59.93 [6] (0:13.00)	0:46.93 [6] (0:12.60)	0:34.33
2	5	CARBONETTI James Orman	6	65.5 400m	0:11.15 400m	2:07.31 [2] (0:17.35)	1:49.96 [2] (0:12.21)	1:37.75 [3] (0:12.18)	1:25.57 [4] (0:12.34)	1:13.23 [4] (0:12.56)	1:00.67 [4] (0:13.02)	0:47.65 [4] (0:12.63)	0:35.02 -3
3	4	INUWASHI Ben Thompson	4	66.2 400m	0:11.11 400m	2:07.34 [3] (0:17.71)	1:49.63 [6] (0:12.36)	1:37.27 [7] (0:12.19)	1:25.08 [7] (0:12.45)	1:12.63 [7] (0:12.51)	1:00.12 [7] (0:12.96)	0:47.16 [7] (0:12.55)	0:34.61 -5
4	2	GRECIAN LASS Tegan Harrison	3	64.3 400m	0:11.44 400m	2:07.60 [4] (0:17.56)	1:50.04 [4] (0:12.13)	1:37.91 [5] (0:11.73)	1:26.18 [3] (0:11.96)	1:14.22 [1] (0:12.82)	1:01.40 [1] (0:12.94)	0:48.46 [1] (0:12.73)	0:35.73 -9
5	7	CORDYCEPS MIRACLE Andrew Mallyon	2	64.2 400m	0:11.37 400m	2:07.67 [5] (0:17.30)	1:50.37 [1] (0:12.03)	1:38.34 [2] (0:12.09)	1:26.25 [2] (0:12.36)	1:13.89 [3] (0:12.54)	1:01.35 [2] (0:13.01)	0:48.34 [2] (0:12.74)	0:35.60 -12
6	8	DEEL WITH ME Angela Jones	1	65.9 400m	0:11.16 400m	2:07.82 [6] (0:17.52)	1:50.30 [3] (0:12.23)	1:38.07 [6] (0:12.14)	1:25.93 [5] (0:12.31)	1:13.62 [5] (0:12.62)	1:01.00 [5] (0:12.96)	0:48.04 [5] (0:12.77)	0:35.27 -12
7	9	PRATTEN PARK Cejay Graham	7	64.7 400m	0:11.33 400m	2:07.97 [7] (0:18.14)	1:49.83 [9] (0:12.35)	1:37.48 [9] (0:12.07)	1:25.41 [9] (0:12.25)	1:13.16 [8] (0:12.50)	1:00.66 [8] (0:12.93)	0:47.73 [8] (0:12.60)	0:35.13 -11
8	6	CONTRERAS Taylor Marshall	11	64.0 400m	0:11.40 400m	2:08.12 [8] (0:18.15)	1:49.97 [10] (0:12.40)	1:37.57 [10] (0:12.39)	1:25.18 [10] (0:12.10)	1:13.08 [10] (0:12.47)	1:00.61 [10] (0:12.95)	0:47.66 [10] (0:12.65)	0:35.01 -1
9	11	BUDDY'S TALE Melea Castle	5	62.6 Overall	0:11.69 1800m	2:08.79 [9] (0:17.61)	1:51.18 [5] (0:11.69)	1:39.49 [1] (0:12.10)	1:27.39 [1] (0:12.19)	1:15.20 [2] (0:12.90)	1:02.30 [3] (0:13.00)	0:49.30 [3] (0:12.78)	0:36.52 -12
10	10	CHAYSE 'N' NOAH Mark Du Plessis	9	63.3 400m	0:11.56 400m	2:08.83 [10] (0:18.12)	1:50.71 [8] (0:12.19)	1:38.52 [8] (0:12.22)	1:26.30 [8] (0:12.43)	1:13.87 [9] (0:12.53)	1:01.34 [9] (0:12.93)	0:48.41 [9] (0:12.65)	0:35.76 -6

Scratched: Security Advisor (#3)

[] Ranking at each section and finish
 -:-:- No data available at this section
 NA No data available

SCN Saddle cloth number
 DNF Did not finish
 DNT Did not track



Doomben QLD Professional

Race 4: STRADBROKE CALCUTTA 8 JUNE Class 3 Handicap - 2040m

31 May 2023 - 14:21



BRISBANE
RACING CLUB

Track Rating: Good 4, Weather: Fine, Rail Position: +8.5m Entire Course

Section					600m	400m	200m				
Field Times					0:34.99 (0:12.05)	0:22.94 (0:11.32)	0:11.62 (0:11.62)	Last 600m 0:34.99			
Rank	TAB	Horse/Jockey	Barrier	Top Speed [km/h]	Fastest Section	Margin			Distance Travelled [m]		
1	1	FAWKNER PARK Ryan Maloney	8	67.3 400m	0:11.01 400m	0:34.33 [5] (0:11.70)	0:22.63 [4] (0:11.01)	0:11.62 [1] (0:11.62)	2:06.86	0:34.33	
2	5	CARBONETTI James Orman	6	65.5 400m	0:11.15 400m	0:35.02 [4] (0:11.90)	0:23.12 [3] (0:11.15)	0:11.97 [2] (0:11.97)	2.65L	0:35.02	-3
3	4	INUWASHI Ben Thompson	4	66.2 400m	0:11.11 400m	0:34.61 [7] (0:11.73)	0:22.88 [6] (0:11.11)	0:11.77 [5] (0:11.77)	2.83L	0:34.61	-5
4	2	GRECIAN LASS Tegan Harrison	3	64.3 400m	0:11.44 400m	0:35.73 [1] (0:12.05)	0:23.68 [1] (0:11.44)	0:12.24 [3] (0:12.24)	4.33L	0:35.73	-9
5	7	CORDYCEPS MIRACLE Andrew Mallyon	2	64.2 400m	0:11.37 400m	0:35.60 [2] (0:11.92)	0:23.68 [2] (0:11.37)	0:12.31 [4] (0:12.31)	4.76L	0:35.60	-12
6	8	DEEL WITH ME Angela Jones	1	65.9 400m	0:11.16 400m	0:35.27 [6] (0:11.97)	0:23.30 [7] (0:11.16)	0:12.14 [6] (0:12.14)	5.67L	0:35.27	-12
7	9	PRATTEN PARK Cejay Graham	7	64.7 400m	0:11.33 400m	0:35.13 [8] (0:11.92)	0:23.21 [8] (0:11.33)	0:11.88 [7] (0:11.88)	6.51L	0:35.13	-11
8	6	CONTRERAS Taylor Marshall	11	64.0 400m	0:11.40 400m	0:35.01 [10] (0:11.75)	0:23.26 [9] (0:11.40)	0:11.86 [9] (0:11.86)	7.41L	0:35.01	-1
9	11	BUDDY'S TALE Melea Castle	5	62.6 Overall	0:11.69 1800m	0:36.52 [3] (0:12.11)	0:24.41 [5] (0:11.79)	0:12.62 [8] (0:12.62)	11.34L	0:36.52	-12
10	10	CHAYSE 'N' NOAH Mark Du Plessis	9	63.3 400m	0:11.56 400m	0:35.76 [9] (0:11.86)	0:23.90 [10] (0:11.56)	0:12.34 [10] (0:12.34)	11.59L	0:35.76	-6

Scratched: Security Advisor (#3)

Report Created: Wed 31 May 2023 15:12 GMT+10 (Note: Timing is based on position data)

Page 2/12

[] Ranking at each section and finish
 -:-:- No data available at this section
 NA No data available

SCN Saddle cloth number
 DNF Did not finish
 DNT Did not track

data processed by  **TRIPLES DATA**



Horse/Jockey Name	Fawkner Park
Final Rank	1
Fastest Section Time (Section)	0:11.01 (400m)
Top Speed [km/h] (Section)	67.3 (400m)
Race State	Finished



Doomben QLD Professional
Race 4: STRADBROKE CALCUTTA 8 JUNE Class 3 Handicap - 2040m

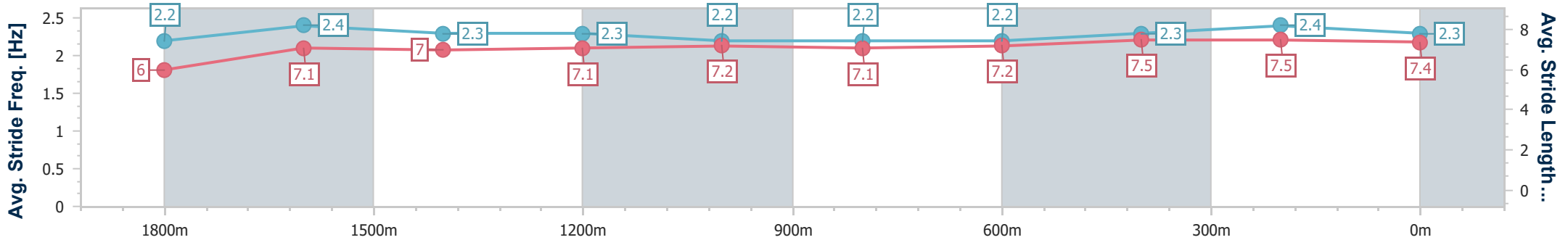
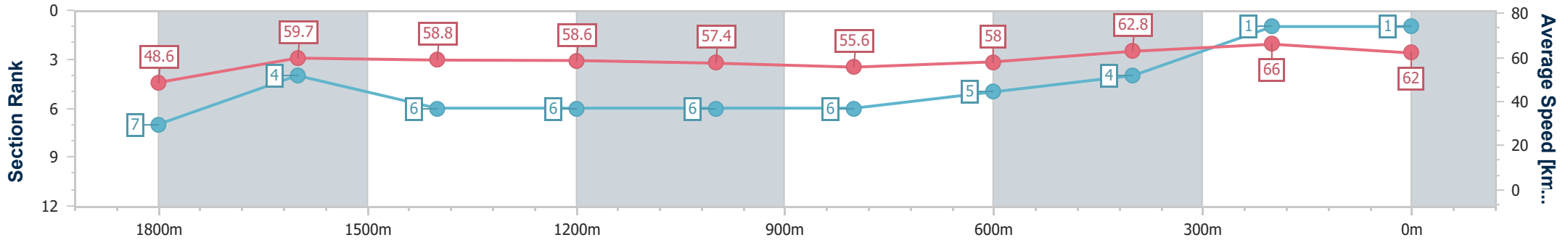


31 May 2023 - 14:21

Track Rating: Good 4, Weather: Fine, Rail Position: +8.5m Entire Course

BRISBANE RACING CLUB

Section	Overall	1800m	1600m	1400m	1200m	1000m	800m	600m	400m	200m
Section Times	2:06.86 [1] (0:17.77)	1:49.09 [7] (0:11.91)	1:37.18 [4] (0:12.27)	1:24.91 [6] (0:12.43)	1:12.48 [6] (0:12.55)	0:59.93 [6] (0:13.00)	0:46.93 [6] (0:12.60)	0:34.33 [5] (0:11.70)	0:22.63 [4] (0:11.01)	0:11.62 [1] (0:11.62)
Average Speed [km/h]	48.6	59.7	58.8	58.6	57.4	55.6	58.0	62.8	66.0	62.0
Top Speed [km/h]	62.8	61.4	61.2	59.5	59.0	58.1	59.1	65.4	67.3	66.0
Avg. Dist. to Rail [m]	4.1	2.2	1.1	1.8	2.0	1.7	3.2	3.8	6.3	6.2
Avg. Stride Freq. [Hz]	2.2	2.4	2.3	2.3	2.2	2.2	2.2	2.3	2.4	2.3
Avg. Stride Length [m]	6.0	7.1	7.0	7.1	7.2	7.1	7.2	7.5	7.5	7.4



- [] Ranking at each section and finish
- .-.- No data available at this section
- NA No data available



Horse/Jockey Name	Carbonetti
Final Rank	2
Fastest Section Time (Section)	0:11.15 (400m)
Top Speed [km/h] (Section)	65.5 (400m)
Race State	Finished

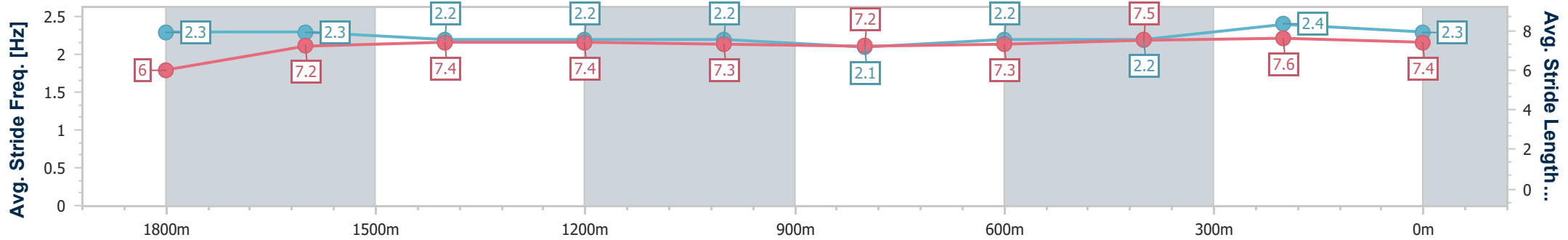
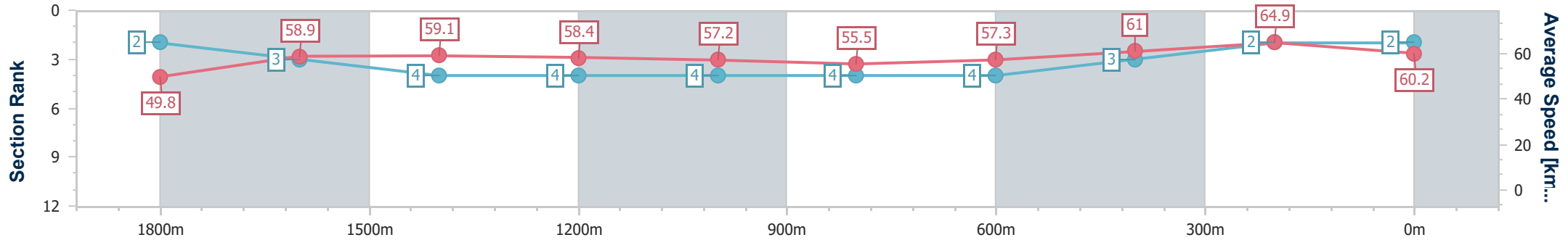


Doomben QLD Professional
Race 4: STRADBROKE CALCUTTA 8 JUNE Class 3 Handicap - 2040m
 31 May 2023 - 14:21
 Track Rating: Good 4, Weather: Fine, Rail Position: +8.5m Entire Course



BRISBANE
RACING CLUB

Section	Overall	1800m	1600m	1400m	1200m	1000m	800m	600m	400m	200m			
Section Times	2:07.31 [2] (0:17.35)	1:49.96 [2] (0:12.21)	1:37.75 [3] (0:12.18)	1:25.57 [4] (0:12.34)	1:13.23 [4] (0:12.56)	1:00.67 [4] (0:13.02)	0:47.65 [4] (0:12.63)	0:35.02 [4] (0:11.90)	0:23.12 [3] (0:11.15)	0:11.97 [2] (0:11.97)			
Average Speed [km/h]	49.8	58.9	59.1	58.4	57.2	55.5	57.3	61.0	64.9	60.2			
Top Speed [km/h]	61.7	59.9	60.4	58.8	58.7	56.8	58.9	63.3	65.5	64.6			
Avg. Dist. to Rail [m]	4.4	0.3	0.3	0.5	1.0	0.5	1.2	1.6	4.2	3.9			
Avg. Stride Freq. [Hz]	2.3	2.3	2.2	2.2	2.2	2.1	2.2	2.2	2.4	2.3			
Avg. Stride Length [m]	6.0	7.2	7.4	7.4	7.3	7.2	7.3	7.5	7.6	7.4			



- [] Ranking at each section and finish
- .-.- No data available at this section
- NA No data available



Horse/Jockey Name	Inuwashi
Final Rank	3
Fastest Section Time (Section)	0:11.11 (400m)
Top Speed [km/h] (Section)	66.2 (400m)
Race State	Finished

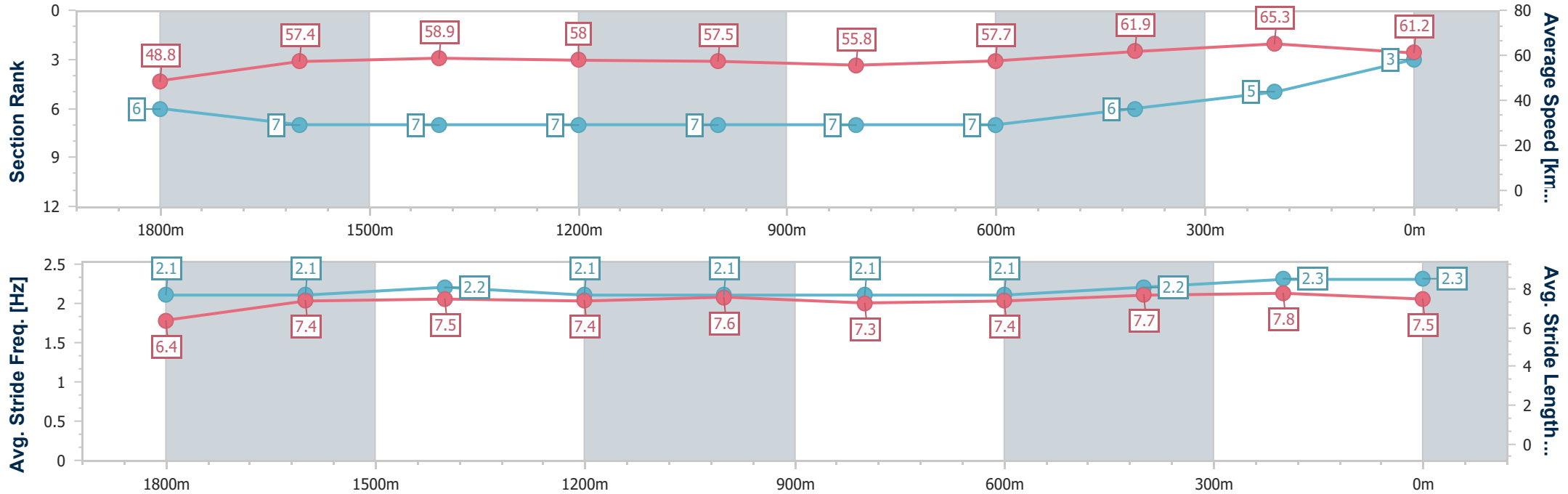


Doomben QLD Professional
Race 4: STRADBROKE CALCUTTA 8 JUNE Class 3 Handicap - 2040m
 31 May 2023 - 14:21
 Track Rating: Good 4, Weather: Fine, Rail Position: +8.5m Entire Course



BRISBANE RACING CLUB

Section	Overall	1800m	1600m	1400m	1200m	1000m	800m	600m	400m	200m
Section Times	2:07.34 [3] (0:17.71)	1:49.63 [6] (0:12.36)	1:37.27 [7] (0:12.19)	1:25.08 [7] (0:12.45)	1:12.63 [7] (0:12.51)	1:00.12 [7] (0:12.96)	0:47.16 [7] (0:12.55)	0:34.61 [7] (0:11.73)	0:22.88 [6] (0:11.11)	0:11.77 [5] (0:11.77)
Average Speed [km/h]	48.8	57.4	58.9	58.0	57.5	55.8	57.7	61.9	65.3	61.2
Top Speed [km/h]	62.3	60.7	60.2	59.4	59.4	58.4	59.8	63.8	66.2	64.0
Avg. Dist. to Rail [m]	3.4	2.3	0.5	0.4	1.0	1.0	1.3	1.9	4.8	7.0
Avg. Stride Freq. [Hz]	2.1	2.1	2.2	2.1	2.1	2.1	2.1	2.2	2.3	2.3
Avg. Stride Length [m]	6.4	7.4	7.5	7.4	7.6	7.3	7.4	7.7	7.8	7.5



- [] Ranking at each section and finish
- .-.- No data available at this section
- NA No data available



Horse/Jockey Name	Grecian Lass
Final Rank	4
Fastest Section Time (Section)	0:11.44 (400m)
Top Speed [km/h] (Section)	64.3 (400m)
Race State	Finished



Doomben QLD Professional
Race 4: STRADBROKE CALCUTTA 8 JUNE Class 3 Handicap - 2040m

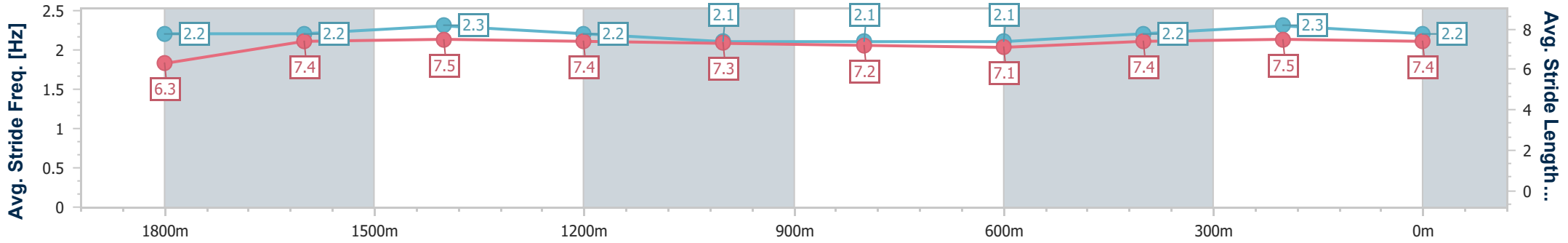
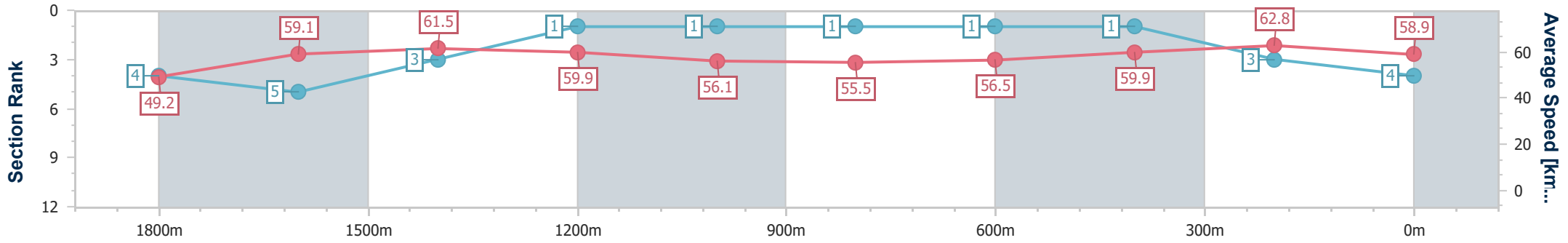


31 May 2023 - 14:21

Track Rating: Good 4, Weather: Fine, Rail Position: +8.5m Entire Course

BRISBANE RACING CLUB

Section	Overall	1800m	1600m	1400m	1200m	1000m	800m	600m	400m	200m			
Section Times	2:07.60 [4] (0:17.56)	1:50.04 [4] (0:12.13)	1:37.91 [5] (0:11.73)	1:26.18 [3] (0:11.96)	1:14.22 [1] (0:12.82)	1:01.40 [1] (0:12.94)	0:48.46 [1] (0:12.73)	0:35.73 [1] (0:12.05)	0:23.68 [1] (0:11.44)	0:12.24 [3] (0:12.24)			
Average Speed [km/h]	49.2	59.1	61.5	59.9	56.1	55.5	56.5	59.9	62.8	58.9			
Top Speed [km/h]	62.0	61.3	62.8	61.7	57.2	56.8	58.8	61.2	64.3	62.5			
Avg. Dist. to Rail [m]	2.9	0.7	0.7	0.8	1.5	1.2	0.6	0.4	0.8	1.4			
Avg. Stride Freq. [Hz]	2.2	2.2	2.3	2.2	2.1	2.1	2.1	2.2	2.3	2.2			
Avg. Stride Length [m]	6.3	7.4	7.5	7.4	7.3	7.2	7.1	7.4	7.5	7.4			



- [] Ranking at each section and finish
- .-.- No data available at this section
- NA No data available



Horse/Jockey Name	Cordyceps Miracle
Final Rank	5
Fastest Section Time (Section)	0:11.37 (400m)
Top Speed [km/h] (Section)	64.2 (400m)
Race State	Finished

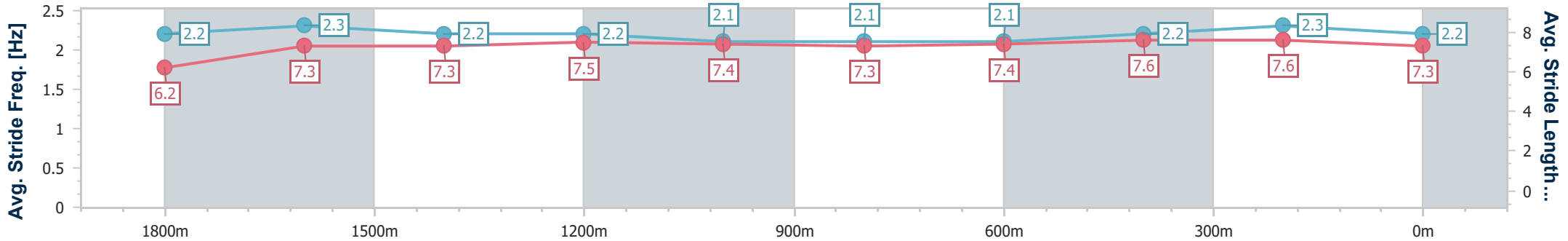
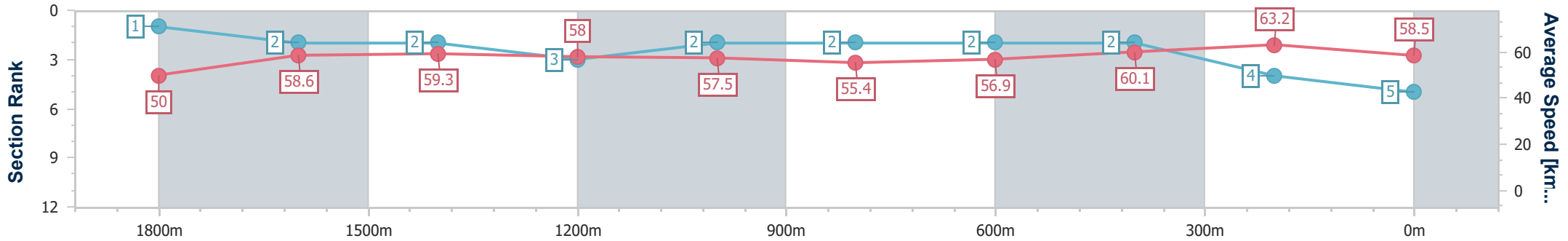


Doomben QLD Professional
Race 4: STRADBROKE CALCUTTA 8 JUNE Class 3 Handicap - 2040m
 31 May 2023 - 14:21
 Track Rating: Good 4, Weather: Fine, Rail Position: +8.5m Entire Course



BRISBANE
RACING CLUB

Section	Overall	1800m	1600m	1400m	1200m	1000m	800m	600m	400m	200m
Section Times	2:07.67 [5] (0:17.30)	1:50.37 [1] (0:12.03)	1:38.34 [2] (0:12.09)	1:26.25 [2] (0:12.36)	1:13.89 [3] (0:12.54)	1:01.35 [2] (0:13.01)	0:48.34 [2] (0:12.74)	0:35.60 [2] (0:11.92)	0:23.68 [2] (0:11.37)	0:12.31 [4] (0:12.31)
Average Speed [km/h]	50.0	58.6	59.3	58.0	57.5	55.4	56.9	60.1	63.2	58.5
Top Speed [km/h]	62.7	59.8	59.9	58.8	59.1	56.5	59.0	62.2	64.2	62.1
Avg. Dist. to Rail [m]	2.7	2.9	1.6	0.5	0.7	1.0	1.0	0.8	1.0	2.1
Avg. Stride Freq. [Hz]	2.2	2.3	2.2	2.2	2.1	2.1	2.1	2.2	2.3	2.2
Avg. Stride Length [m]	6.2	7.3	7.3	7.5	7.4	7.3	7.4	7.6	7.6	7.3



- [] Ranking at each section and finish
- .-.- No data available at this section
- NA No data available



Horse/Jockey Name	Deel With Me
Final Rank	6
Fastest Section Time (Section)	0:11.16 (400m)
Top Speed [km/h] (Section)	65.9 (400m)
Race State	Finished

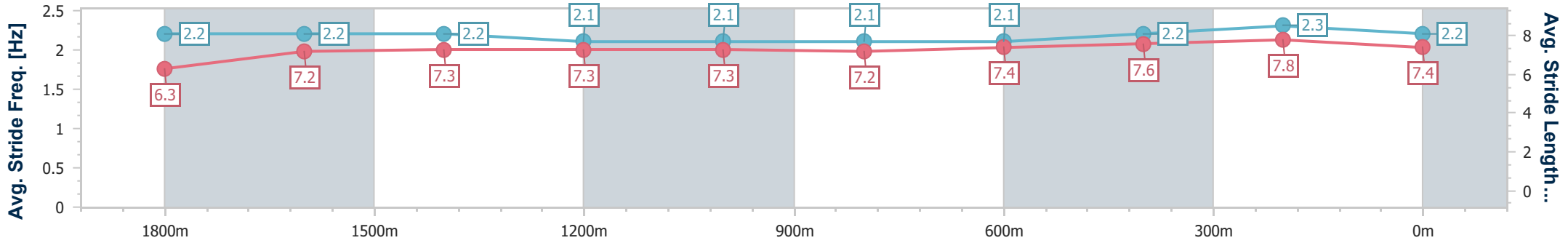
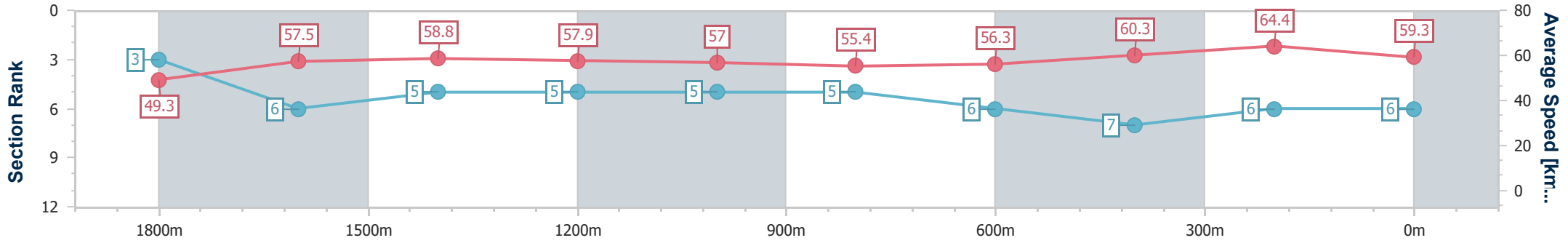


Doomben QLD Professional
Race 4: STRADBROKE CALCUTTA 8 JUNE Class 3 Handicap - 2040m
 31 May 2023 - 14:21
 Track Rating: Good 4, Weather: Fine, Rail Position: +8.5m Entire Course



BRISBANE
RACING CLUB

Section	Overall	1800m	1600m	1400m	1200m	1000m	800m	600m	400m	200m
Section Times	2:07.82 [6] (0:17.52)	1:50.30 [3] (0:12.23)	1:38.07 [6] (0:12.14)	1:25.93 [5] (0:12.31)	1:13.62 [5] (0:12.62)	1:01.00 [5] (0:12.96)	0:48.04 [5] (0:12.77)	0:35.27 [6] (0:11.97)	0:23.30 [7] (0:11.16)	0:12.14 [6] (0:12.14)
Average Speed [km/h]	49.3	57.5	58.8	57.9	57.0	55.4	56.3	60.3	64.4	59.3
Top Speed [km/h]	61.5	59.7	60.1	59.3	59.3	56.9	57.2	62.9	65.9	64.0
Avg. Dist. to Rail [m]	2.7	3.7	2.0	1.8	1.2	1.1	0.7	0.3	0.7	2.1
Avg. Stride Freq. [Hz]	2.2	2.2	2.2	2.1	2.1	2.1	2.1	2.2	2.3	2.2
Avg. Stride Length [m]	6.3	7.2	7.3	7.3	7.3	7.2	7.4	7.6	7.8	7.4



- [] Ranking at each section and finish
- .-.- No data available at this section
- NA No data available



Horse/Jockey Name	Pratten Park
Final Rank	7
Fastest Section Time (Section)	0:11.33 (400m)
Top Speed [km/h] (Section)	64.7 (400m)
Race State	Finished

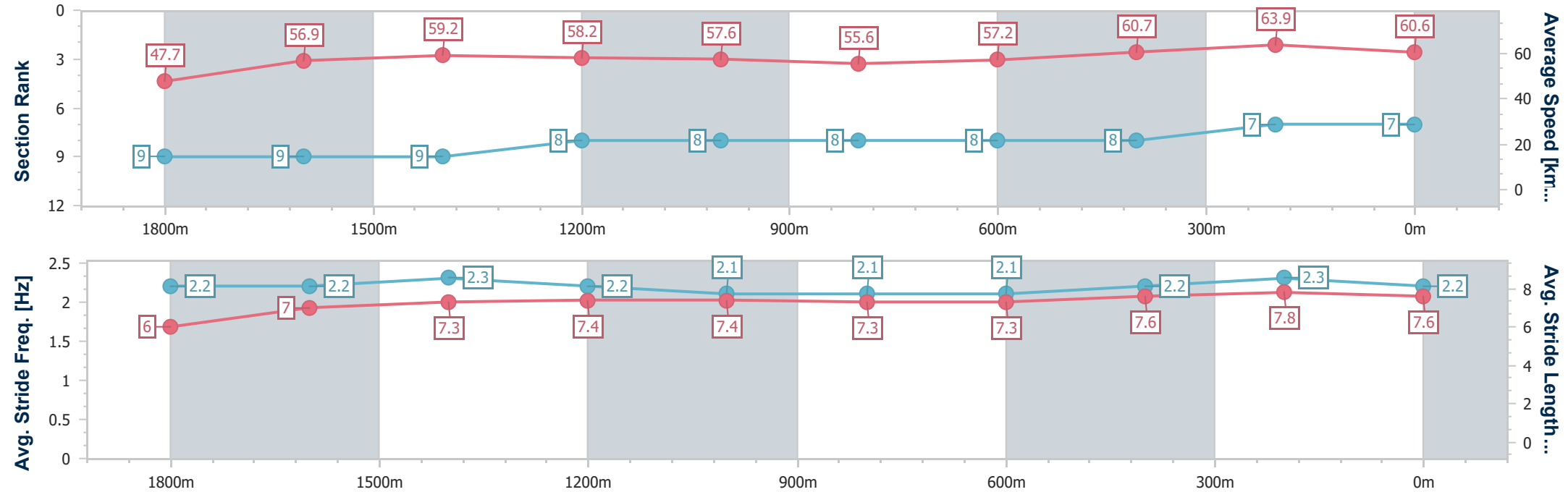


Doomben QLD Professional
Race 4: STRADBROKE CALCUTTA 8 JUNE Class 3 Handicap - 2040m
 31 May 2023 - 14:21
 Track Rating: Good 4, Weather: Fine, Rail Position: +8.5m Entire Course



BRISBANE
RACING CLUB

Section	Overall	1800m	1600m	1400m	1200m	1000m	800m	600m	400m	200m
Section Times	2:07.97 [7] (0:18.14)	1:49.83 [9] (0:12.35)	1:37.48 [9] (0:12.07)	1:25.41 [9] (0:12.25)	1:13.16 [8] (0:12.50)	1:00.66 [8] (0:12.93)	0:47.73 [8] (0:12.60)	0:35.13 [8] (0:11.92)	0:23.21 [8] (0:11.33)	0:11.88 [7] (0:11.88)
Average Speed [km/h]	47.7	56.9	59.2	58.2	57.6	55.6	57.2	60.7	63.9	60.6
Top Speed [km/h]	61.2	61.1	60.1	59.8	59.4	58.0	58.5	62.5	64.7	63.2
Avg. Dist. to Rail [m]	3.8	3.9	2.0	1.2	0.5	0.3	0.6	0.9	3.6	4.5
Avg. Stride Freq. [Hz]	2.2	2.2	2.3	2.2	2.1	2.1	2.1	2.2	2.3	2.2
Avg. Stride Length [m]	6.0	7.0	7.3	7.4	7.4	7.3	7.3	7.6	7.8	7.6



- [] Ranking at each section and finish
- .-.- No data available at this section
- NA No data available



Horse/Jockey Name	Contreras
Final Rank	8
Fastest Section Time (Section)	0:11.40 (400m)
Top Speed [km/h] (Section)	64.0 (400m)
Race State	Finished

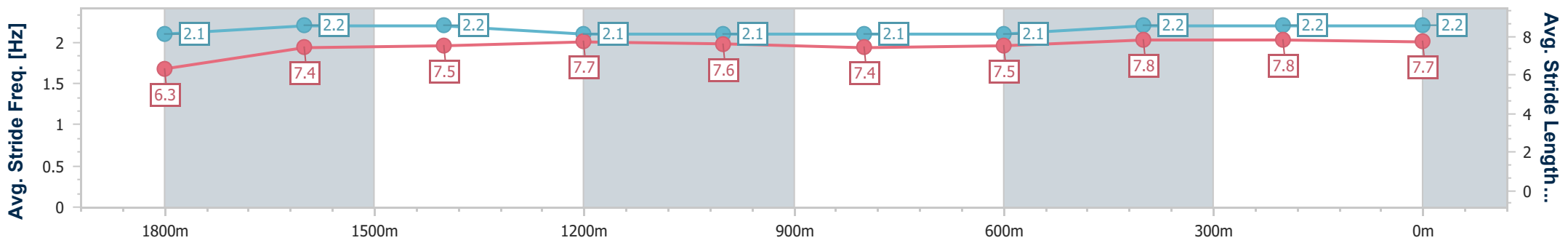
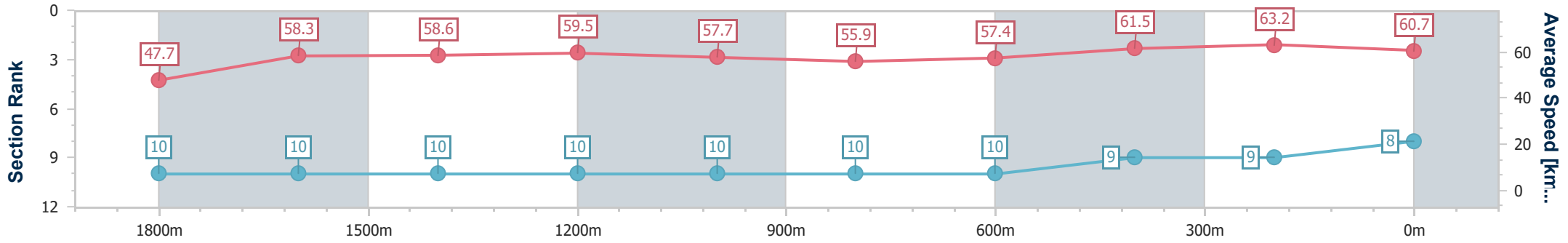


Doomben QLD Professional
Race 4: STRADBROKE CALCUTTA 8 JUNE Class 3 Handicap - 2040m
 31 May 2023 - 14:21
 Track Rating: Good 4, Weather: Fine, Rail Position: +8.5m Entire Course



BRISBANE
RACING CLUB

Section	Overall	1800m	1600m	1400m	1200m	1000m	800m	600m	400m	200m			
Section Times	2:08.12 [8] (0:18.15)	1:49.97 [10] (0:12.40)	1:37.57 [10] (0:12.39)	1:25.18 [10] (0:12.10)	1:13.08 [10] (0:12.47)	1:00.61 [10] (0:12.95)	0:47.66 [10] (0:12.65)	0:35.01 [10] (0:11.75)	0:23.26 [9] (0:11.40)	0:11.86 [9] (0:11.86)			
Average Speed [km/h]	47.7	58.3	58.6	59.5	57.7	55.9	57.4	61.5	63.2	60.7			
Top Speed [km/h]	61.9	61.3	60.5	60.5	59.3	57.5	59.2	63.5	64.0	62.9			
Avg. Dist. to Rail [m]	6.9	0.9	2.5	0.3	1.7	2.0	1.6	0.5	2.2	3.4			
Avg. Stride Freq. [Hz]	2.1	2.2	2.2	2.1	2.1	2.1	2.1	2.2	2.2	2.2			
Avg. Stride Length [m]	6.3	7.4	7.5	7.7	7.6	7.4	7.5	7.8	7.8	7.7			



- [] Ranking at each section and finish
- .-.- No data available at this section
- NA No data available



Horse/Jockey Name	Buddy's Tale
Final Rank	9
Fastest Section Time (Section)	0:11.69 (1800m)
Top Speed [km/h] (Section)	62.6 (Overall)
Race State	Finished



Doomben QLD Professional
Race 4: STRADBROKE CALCUTTA 8 JUNE Class 3 Handicap - 2040m

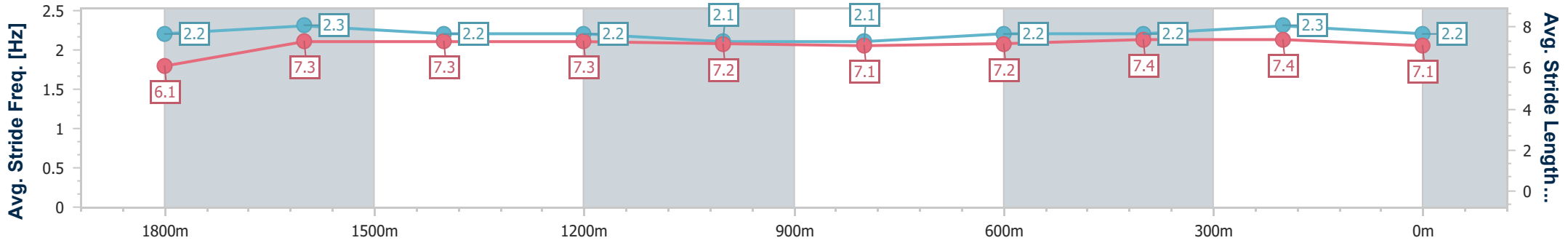
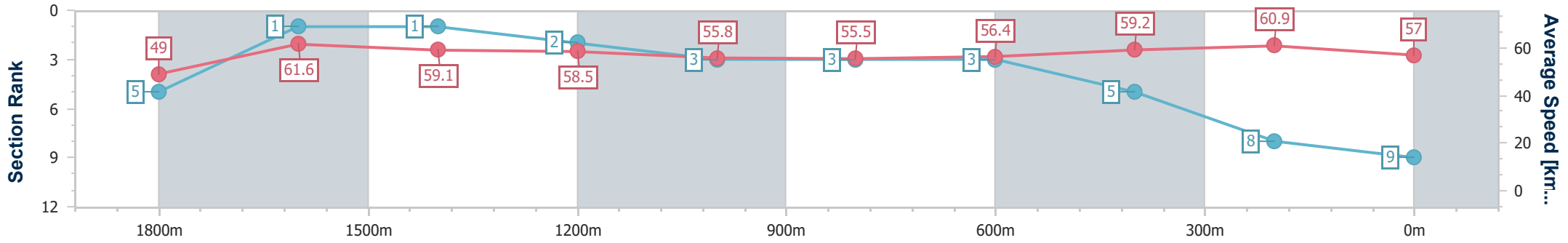


31 May 2023 - 14:21

Track Rating: Good 4, Weather: Fine, Rail Position: +8.5m Entire Course

BRISBANE RACING CLUB

Section	Overall	1800m	1600m	1400m	1200m	1000m	800m	600m	400m	200m
Section Times	2:08.79 [9] (0:17.61)	1:51.18 [5] (0:11.69)	1:39.49 [1] (0:12.10)	1:27.39 [1] (0:12.19)	1:15.20 [2] (0:12.90)	1:02.30 [3] (0:13.00)	0:49.30 [3] (0:12.78)	0:36.52 [3] (0:12.11)	0:24.41 [5] (0:11.79)	0:12.62 [8] (0:12.62)
Average Speed [km/h]	49.0	61.6	59.1	58.5	55.8	55.5	56.4	59.2	60.9	57.0
Top Speed [km/h]	62.6	62.2	62.1	59.9	57.4	57.4	58.2	60.9	61.9	59.1
Avg. Dist. to Rail [m]	3.1	0.7	2.0	1.3	0.3	0.2	0.3	0.9	0.6	0.4
Avg. Stride Freq. [Hz]	2.2	2.3	2.2	2.2	2.1	2.1	2.2	2.2	2.3	2.2
Avg. Stride Length [m]	6.1	7.3	7.3	7.3	7.2	7.1	7.2	7.4	7.4	7.1



- [] Ranking at each section and finish
- .-.- No data available at this section
- NA No data available



Horse/Jockey Name	Chayse 'N' Noah
Final Rank	10
Fastest Section Time (Section)	0:11.56 (400m)
Top Speed [km/h] (Section)	63.3 (400m)
Race State	Finished

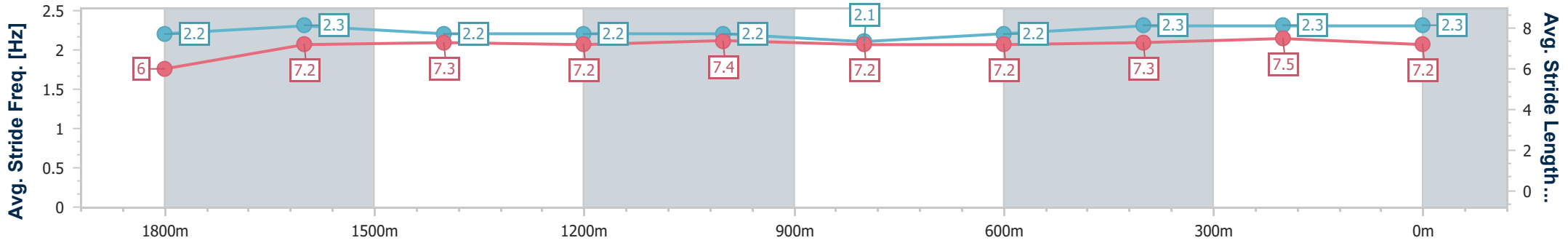
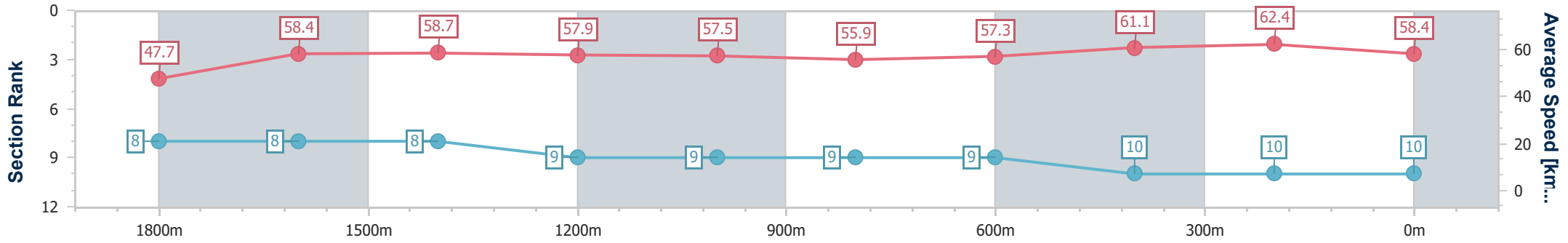


Doomben QLD Professional
Race 4: STRADBROKE CALCUTTA 8 JUNE Class 3 Handicap - 2040m
 31 May 2023 - 14:21
 Track Rating: Good 4, Weather: Fine, Rail Position: +8.5m Entire Course



BRISBANE
RACING CLUB

Section	Overall	1800m	1600m	1400m	1200m	1000m	800m	600m	400m	200m			
Section Times	2:08.83 [10] (0:18.12)	1:50.71 [8] (0:12.19)	1:38.52 [8] (0:12.22)	1:26.30 [8] (0:12.43)	1:13.87 [9] (0:12.53)	1:01.34 [9] (0:12.93)	0:48.41 [9] (0:12.65)	0:35.76 [9] (0:11.86)	0:23.90 [10] (0:11.56)	0:12.34 [10] (0:12.34)			
Average Speed [km/h]	47.7	58.4	58.7	57.9	57.5	55.9	57.3	61.1	62.4	58.4			
Top Speed [km/h]	61.8	61.2	59.6	58.7	58.9	58.0	59.6	62.3	63.3	61.0			
Avg. Dist. to Rail [m]	5.9	1.7	0.6	0.4	1.0	1.1	1.3	1.0	2.6	3.5			
Avg. Stride Freq. [Hz]	2.2	2.3	2.2	2.2	2.2	2.1	2.2	2.3	2.3	2.3			
Avg. Stride Length [m]	6.0	7.2	7.3	7.2	7.4	7.2	7.2	7.3	7.5	7.2			



- [] Ranking at each section and finish
- .-.- No data available at this section
- NA No data available