



# Doomben QLD Professional

## Race 3: XXXX DRY Maiden Handicap - 1350m

31 May 2023 - 13:43



BRISBANE  
RACING CLUB

Track Rating: Good 4, Weather: Fine, Rail Position: +8.5m Entire Course

Section		Overall	1200m	1000m	800m	600m	400m	Last 600m				
Field Times		1:20.02 (0:10.75)	1:09.27 (0:10.66)	0:58.61 (0:11.44)	0:47.17 (0:11.97)	0:35.20 (0:11.88)	0:23.32 (0:11.56)	0:35.20				
Rank	TAB Horse/Jockey	Barrier	Top Speed [km/h]	Fastest Section	Distance Travelled [m]							
1	8 VALANTINO ROC Larry Cassidy	10	68.2 1200m	0:10.78 1200m	1:20.02 [1] (0:11.27)	1:08.75 [7] (0:10.78)	0:57.97 [6] (0:11.62)	0:46.35 [6] (0:11.79)	0:34.56 [5] (0:11.77)	0:22.79 [5] (0:11.07)	0:34.56	
2	1 LANDBOROUGH LAD Ryan Maloney	3	68.7 1200m	0:10.78 1200m	1:20.27 [2] (0:10.80)	1:09.47 [2] (0:10.78)	0:58.69 [3] (0:11.76)	0:46.93 [4] (0:11.87)	0:35.06 [3] (0:11.86)	0:23.20 [3] (0:11.19)	0:35.06 +5	
3	2 EVERLAST Justin Huxtable	7	67.1 1200m	0:10.91 Overall	1:20.34 [3] (0:10.91)	1:09.43 [5] (0:10.91)	0:58.52 [5] (0:11.81)	0:46.71 [5] (0:11.83)	0:34.88 [5] (0:11.86)	0:23.02 [6] (0:11.08)	0:34.88 +5	
4	7 PUCCINI DREAM Samantha Collett	12	67.5 1200m	0:10.99 1200m	1:20.71 [4] (0:11.42)	1:09.29 [9] (0:10.99)	0:58.30 [9] (0:11.75)	0:46.55 [9] (0:11.88)	0:34.67 [10] (0:11.53)	0:23.14 [7] (0:11.28)	0:34.67 +5	
5	4 SUSPICIOUS TIME Ben Thompson	2	67.4 1200m	0:10.81 1200m	1:20.82 [5] (0:10.90)	1:09.92 [4] (0:10.81)	0:59.11 [4] (0:11.62)	0:47.49 [3] (0:11.91)	0:35.58 [4] (0:11.84)	0:23.74 [4] (0:11.52)	0:35.58 +1	
6	6 KING KRYPTOS Angela Jones	8	68.6 1200m	0:10.66 1200m	1:20.90 [6] (0:10.75)	1:10.15 [1] (0:10.66)	0:59.49 [1] (0:11.44)	0:48.05 [1] (0:11.97)	0:36.08 [1] (0:11.88)	0:24.20 [1] (0:11.60)	0:36.08 +2	
7	13 SILK SASH Mark Du Plessis	9	68.0 1200m	0:10.82 1200m	1:21.32 [7] (0:11.40)	1:09.92 [8] (0:10.82)	0:59.10 [8] (0:11.73)	0:47.37 [8] (0:11.95)	0:35.42 [8] (0:11.72)	0:23.70 [8] (0:11.33)	0:35.42 +6	
8	9 DAWN REBEL Melea Castle	11	69.1 1200m	0:10.62 1200m	1:21.35 [8] (0:10.84)	1:10.51 [3] (0:10.62)	0:59.89 [2] (0:11.65)	0:48.24 [2] (0:11.92)	0:36.32 [2] (0:11.81)	0:24.51 [2] (0:11.73)	0:36.32 +3	
9	11 MORE LIKE THAT Casey Waddell	13	67.4 1200m	0:10.91 1200m	1:21.44 [9] (0:11.70)	1:09.74 [10] (0:10.91)	0:58.83 [10] (0:11.65)	0:47.18 [10] (0:11.78)	0:35.40 [9] (0:11.82)	0:23.58 [10] (0:11.51)	0:35.40 +2	
10	10 HUKA Tegan Harrison	4	66.4 1200m	0:10.96 1200m	1:22.01 [10] (0:11.23)	1:10.78 [6] (0:10.96)	0:59.82 [7] (0:11.72)	0:48.10 [7] (0:11.89)	0:36.21 [7] (0:11.84)	0:24.37 [9] (0:11.60)	0:36.21 -1	

Scratched: Roar Hide (#12), Kozani (#3), Caldante (#5)

Report Created: Wed 31 May 2023 15:06 GMT+10 (Note: Timing is based on position data)

Page 1/12

[ ] Ranking at each section and finish  
 -:-:- No data available at this section  
 NA No data available  
 SCN Saddle cloth number  
 DNF Did not finish  
 DNT Did not track

data processed by TRIPLES DATA



# Doomben QLD Professional

## Race 3: XXXX DRY Maiden Handicap - 1350m

31 May 2023 - 13:43



BRISBANE  
RACING CLUB

Track Rating: Good 4, Weather: Fine, Rail Position: +8.5m Entire Course

Section				200m				Last 600m	
Field Times				0:11.76 (0:11.76)				0:35.20	
Rank	TAB	Horse/Jockey	Barrier	Top Speed [km/h]	Fastest Section	Margin			Distance Travelled [m]
1	8	<b>VALANTINO ROC</b> Larry Cassidy	10	68.2 1200m	0:10.78 1200m	0:11.72 [2] (0:11.72)	1:20.02		0:34.56
2	1	<b>LANDSBOROUGH LAD</b> Ryan Maloney	3	68.7 1200m	0:10.78 1200m	0:12.01 [1] (0:12.01)	1.43L		0:35.06 +5
3	2	<b>EVERLAST</b> Justin Huxtable	7	67.1 1200m	0:10.91 Overall	0:11.94 [4] (0:11.94)	1.87L		0:34.88 +5
4	7	<b>PUCCHINI DREAM</b> Samantha Collett	12	67.5 1200m	0:10.99 1200m	0:11.86 [7] (0:11.86)	4.06L		0:34.67 +5
5	4	<b>SUSPICIOUS TIME</b> Ben Thompson	2	67.4 1200m	0:10.81 1200m	0:12.22 [6] (0:12.22)	4.67L		0:35.58 +1
6	6	<b>KING KRYPTOS</b> Angela Jones	8	68.6 1200m	0:10.66 1200m	0:12.60 [3] (0:12.60)	5.18L		0:36.08 +2
7	13	<b>SILK SASH</b> Mark Du Plessis	9	68.0 1200m	0:10.82 1200m	0:12.37 [8] (0:12.37)	7.62L		0:35.42 +6
8	9	<b>DAWN REBEL</b> Melea Castle	11	69.1 1200m	0:10.62 1200m	0:12.78 [5] (0:12.78)	7.82L		0:36.32 +3
9	11	<b>MORE LIKE THAT</b> Casey Waddell	13	67.4 1200m	0:10.91 1200m	0:12.07 [10] (0:12.07)	8.32L		0:35.40 +2
10	10	<b>HUKA</b> Tegan Harrison	4	66.4 1200m	0:10.96 1200m	0:12.77 [9] (0:12.77)	11.68L		0:36.21 -1

Scratched: Roar Hide (#12), Kozani (#3), Caldante (#5)

Report Created: Wed 31 May 2023 15:06 GMT+10 (Note: Timing is based on position data)

Page 2/12

[ ] Ranking at each section and finish  
 -:-:- No data available at this section  
 NA No data available

SCN Saddle cloth number  
 DNF Did not finish  
 DNT Did not track

data processed by  **TRIPLES DATA**



Horse/Jockey Name	Valantino Roc
Final Rank	1
Fastest Section Time (Section)	0:10.78 (1200m)
Top Speed [km/h] (Section)	68.2 (1200m)
Race State	Finished



Doomben QLD Professional

Race 3: XXXX DRY Maiden Handicap - 1350m

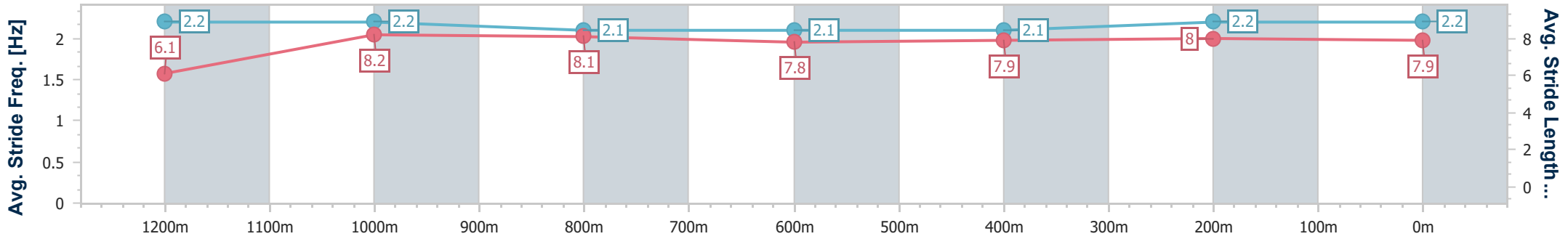
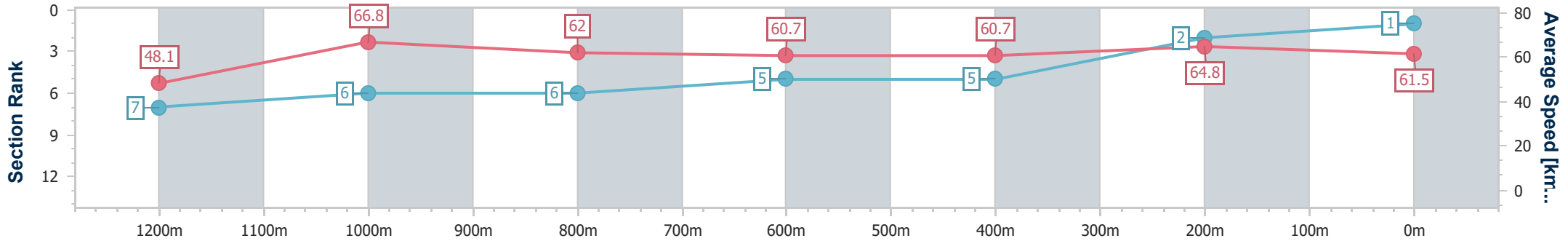
31 May 2023 - 13:43

Track Rating: Good 4, Weather: Fine, Rail Position: +8.5m Entire Course



BRISBANE RACING CLUB

Section	Overall	1200m	1000m	800m	600m	400m	200m
Section Times	1:20.02 [1] (0:11.27)	1:08.75 [7] (0:10.78)	0:57.97 [6] (0:11.62)	0:46.35 [6] (0:11.79)	0:34.56 [5] (0:11.77)	0:22.79 [5] (0:11.07)	0:11.72 [2] (0:11.72)
Average Speed [km/h]	48.1	66.8	62.0	60.7	60.7	64.8	61.5
Top Speed [km/h]	67.2	68.2	64.9	61.1	63.5	65.9	64.7
Avg. Dist. to Rail [m]	7.1	2.0	1.0	1.0	1.7	0.7	1.1
Avg. Stride Freq. [Hz]	2.2	2.2	2.1	2.1	2.1	2.2	2.2
Avg. Stride Length [m]	6.1	8.2	8.1	7.8	7.9	8.0	7.9



- [ ] Ranking at each section and finish
- .-.- No data available at this section
- NA No data available



Horse/Jockey Name	Landsborough Lad
Final Rank	2
Fastest Section Time (Section)	0:10.78 (1200m)
Top Speed [km/h] (Section)	68.7 (1200m)
Race State	Finished



Doomben QLD Professional

Race 3: XXXX DRY Maiden Handicap - 1350m

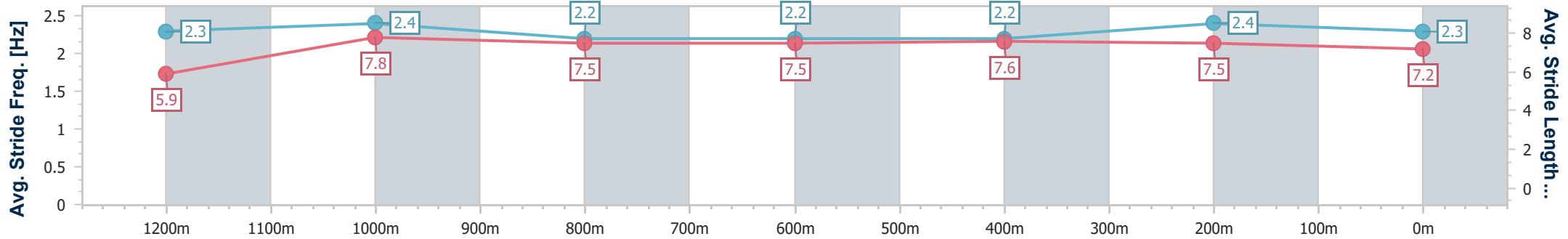
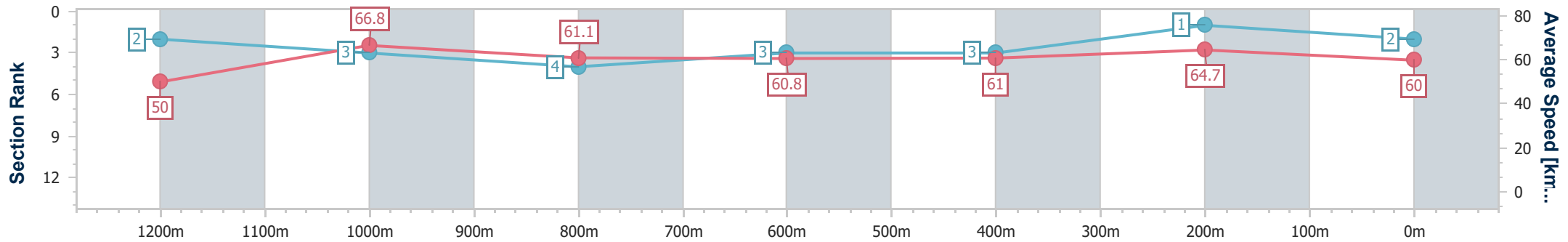
31 May 2023 - 13:43

Track Rating: Good 4, Weather: Fine, Rail Position: +8.5m Entire Course



BRISBANE RACING CLUB

Section	Overall	1200m	1000m	800m	600m	400m	200m
Section Times	1:20.27 [2] (0:10.80)	1:09.47 [2] (0:10.78)	0:58.69 [3] (0:11.76)	0:46.93 [4] (0:11.87)	0:35.06 [3] (0:11.86)	0:23.20 [3] (0:11.19)	0:12.01 [1] (0:12.01)
Average Speed [km/h]	50.0	66.8	61.1	60.8	61.0	64.7	60.0
Top Speed [km/h]	68.2	68.7	63.2	61.5	63.4	66.7	64.0
Avg. Dist. to Rail [m]	2.4	0.5	0.6	0.6	1.0	3.6	3.1
Avg. Stride Freq. [Hz]	2.3	2.4	2.2	2.2	2.2	2.4	2.3
Avg. Stride Length [m]	5.9	7.8	7.5	7.5	7.6	7.5	7.2



- [ ] Ranking at each section and finish
- .-.- No data available at this section
- NA No data available



Horse/Jockey Name	Everlast
Final Rank	3
Fastest Section Time (Section)	0:10.91 (Overall)
Top Speed [km/h] (Section)	67.1 (1200m)
Race State	Finished



Doomben QLD Professional

Race 3: XXXX DRY Maiden Handicap - 1350m

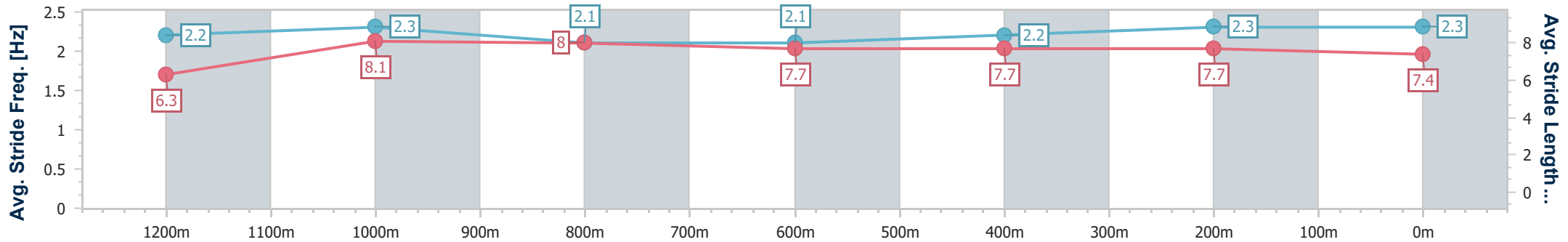
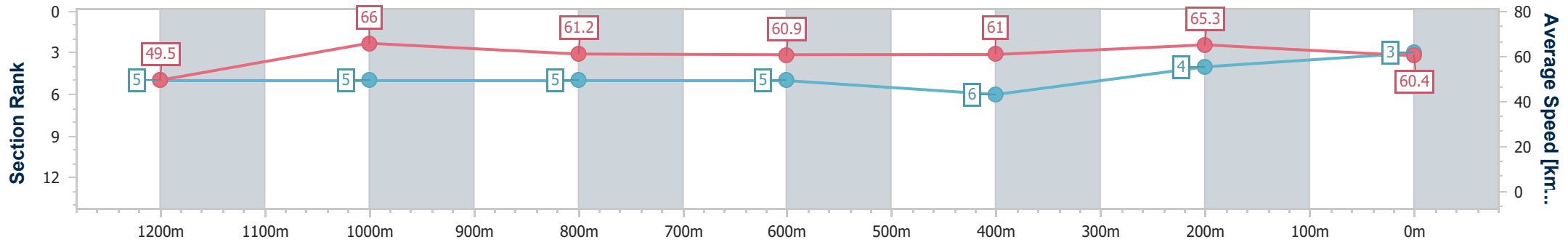
31 May 2023 - 13:43

Track Rating: Good 4, Weather: Fine, Rail Position: +8.5m Entire Course



BRISBANE RACING CLUB

Section	Overall	1200m	1000m	800m	600m	400m	200m
Section Times	1:20.34 [3] (0:10.91)	1:09.43 [5] (0:10.91)	0:58.52 [5] (0:11.81)	0:46.71 [5] (0:11.83)	0:34.88 [5] (0:11.86)	0:23.02 [6] (0:11.08)	0:11.94 [4] (0:11.94)
Average Speed [km/h]	49.5	66.0	61.2	60.9	61.0	65.3	60.4
Top Speed [km/h]	65.9	67.1	63.2	62.2	64.1	66.4	63.7
Avg. Dist. to Rail [m]	4.3	2.1	1.3	0.7	1.0	3.8	5.1
Avg. Stride Freq. [Hz]	2.2	2.3	2.1	2.1	2.2	2.3	2.3
Avg. Stride Length [m]	6.3	8.1	8.0	7.7	7.7	7.7	7.4



- [ ] Ranking at each section and finish
- .-.- No data available at this section
- NA No data available



Horse/Jockey Name	Puccini Dream
Final Rank	4
Fastest Section Time (Section)	0:10.99 (1200m)
Top Speed [km/h] (Section)	67.5 (1200m)
Race State	Finished



### Doomben QLD Professional

Race 3: XXXX DRY Maiden Handicap - 1350m

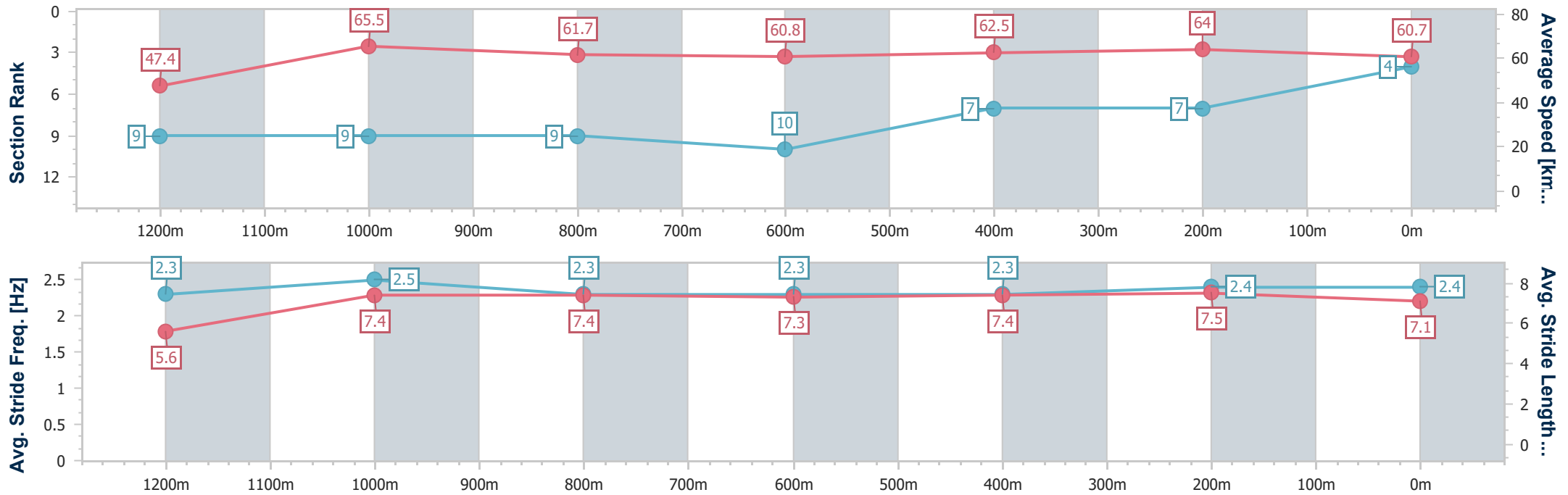
31 May 2023 - 13:43

Track Rating: Good 4, Weather: Fine, Rail Position: +8.5m Entire Course



BRISBANE RACING CLUB

Section	Overall	1200m	1000m	800m	600m	400m	200m
Section Times	1:20.71 [4] (0:11.42)	1:09.29 [9] (0:10.99)	0:58.30 [9] (0:11.75)	0:46.55 [9] (0:11.88)	0:34.67 [10] (0:11.53)	0:23.14 [7] (0:11.28)	0:11.86 [7] (0:11.86)
Average Speed [km/h]	47.4	65.5	61.7	60.8	62.5	64.0	60.7
Top Speed [km/h]	64.7	67.5	64.0	62.4	63.8	64.6	63.2
Avg. Dist. to Rail [m]	8.2	3.0	2.3	0.7	0.3	2.3	4.8
Avg. Stride Freq. [Hz]	2.3	2.5	2.3	2.3	2.3	2.4	2.4
Avg. Stride Length [m]	5.6	7.4	7.4	7.3	7.4	7.5	7.1



- [ ] Ranking at each section and finish
- .-.- No data available at this section
- NA No data available



Horse/Jockey Name	Suspicious Time
Final Rank	5
Fastest Section Time (Section)	0:10.81 (1200m)
Top Speed [km/h] (Section)	67.4 (1200m)
Race State	Finished



Doomben QLD Professional

Race 3: XXXX DRY Maiden Handicap - 1350m

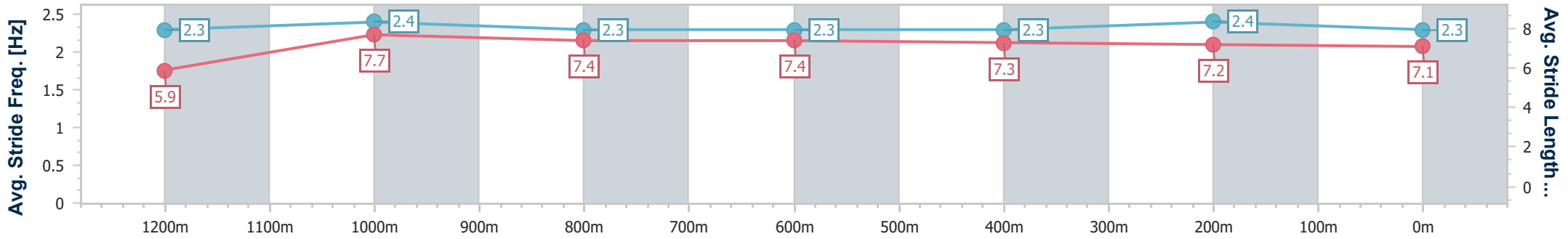
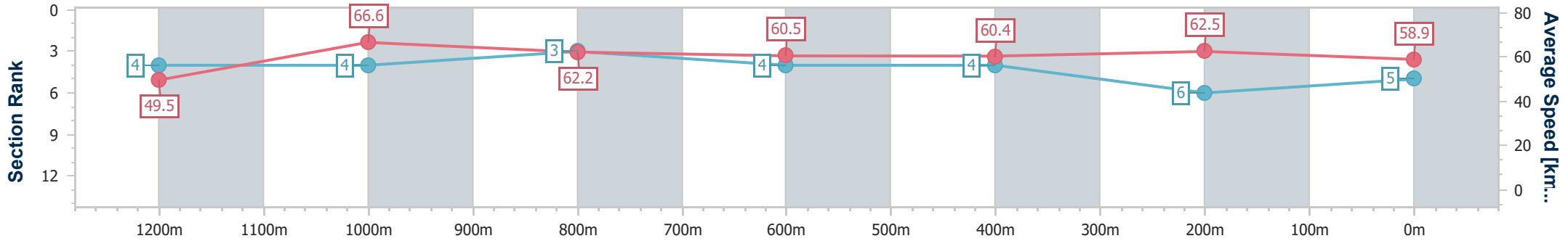
31 May 2023 - 13:43

Track Rating: Good 4, Weather: Fine, Rail Position: +8.5m Entire Course



BRISBANE RACING CLUB

Section	Overall	1200m	1000m	800m	600m	400m	200m
Section Times	1:20.82 [5] (0:10.90)	1:09.92 [4] (0:10.81)	0:59.11 [4] (0:11.62)	0:47.49 [3] (0:11.91)	0:35.58 [4] (0:11.84)	0:23.74 [4] (0:11.52)	0:12.22 [6] (0:12.22)
Average Speed [km/h]	49.5	66.6	62.2	60.5	60.4	62.5	58.9
Top Speed [km/h]	66.8	67.4	65.4	61.2	62.4	63.3	61.3
Avg. Dist. to Rail [m]	1.8	2.2	1.7	0.3	1.2	2.3	3.2
Avg. Stride Freq. [Hz]	2.3	2.4	2.3	2.3	2.3	2.4	2.3
Avg. Stride Length [m]	5.9	7.7	7.4	7.4	7.3	7.2	7.1



- [ ] Ranking at each section and finish
- .-.- No data available at this section
- NA No data available



Horse/Jockey Name	King Kryptos
Final Rank	6
Fastest Section Time (Section)	0:10.66 (1200m)
Top Speed [km/h] (Section)	68.6 (1200m)
Race State	Finished



Doomben QLD Professional

Race 3: XXXX DRY Maiden Handicap - 1350m

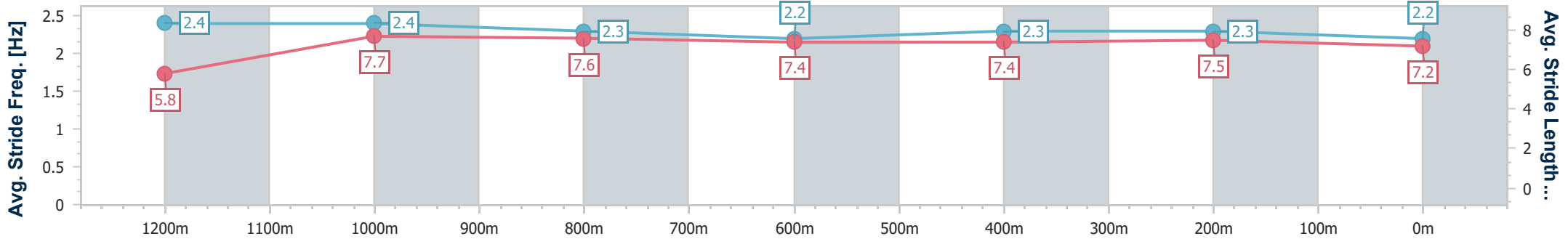
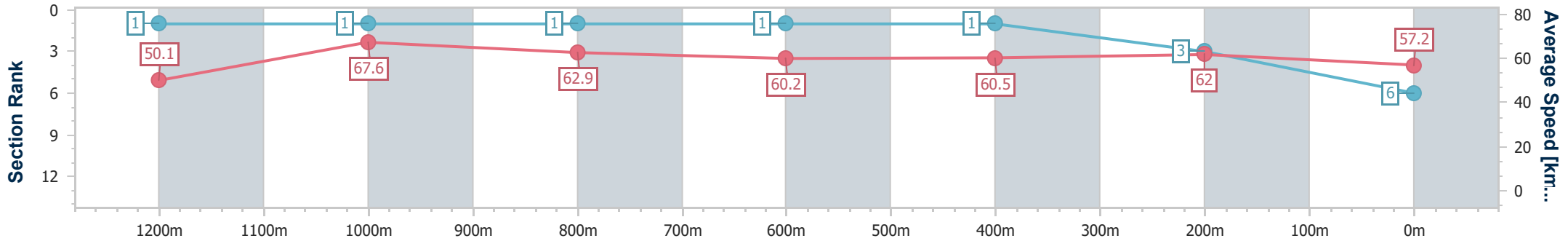
31 May 2023 - 13:43

Track Rating: Good 4, Weather: Fine, Rail Position: +8.5m Entire Course



BRISBANE RACING CLUB

Section	Overall	1200m	1000m	800m	600m	400m	200m
Section Times	1:20.90 [6] (0:10.75)	1:10.15 [1] (0:10.66)	0:59.49 [1] (0:11.44)	0:48.05 [1] (0:11.97)	0:36.08 [1] (0:11.88)	0:24.20 [1] (0:11.60)	0:12.60 [3] (0:12.60)
Average Speed [km/h]	50.1	67.6	62.9	60.2	60.5	62.0	57.2
Top Speed [km/h]	68.5	68.6	65.1	60.9	61.4	63.1	61.1
Avg. Dist. to Rail [m]	5.5	2.5	0.2	0.4	0.3	0.3	0.4
Avg. Stride Freq. [Hz]	2.4	2.4	2.3	2.2	2.3	2.3	2.2
Avg. Stride Length [m]	5.8	7.7	7.6	7.4	7.4	7.5	7.2



- [ ] Ranking at each section and finish
- .-.- No data available at this section
- NA No data available





Horse/Jockey Name	Silk Sash
Final Rank	7
Fastest Section Time (Section)	0:10.82 (1200m)
Top Speed [km/h] (Section)	68.0 (1200m)
Race State	Finished



Doomben QLD Professional

Race 3: XXXX DRY Maiden Handicap - 1350m

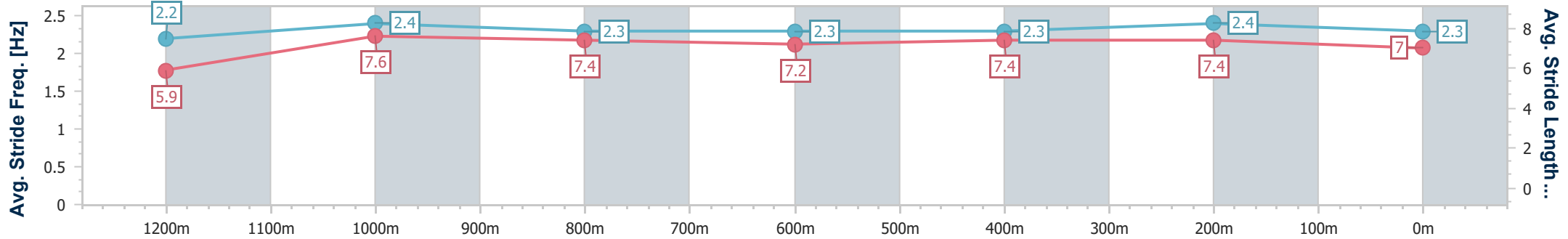
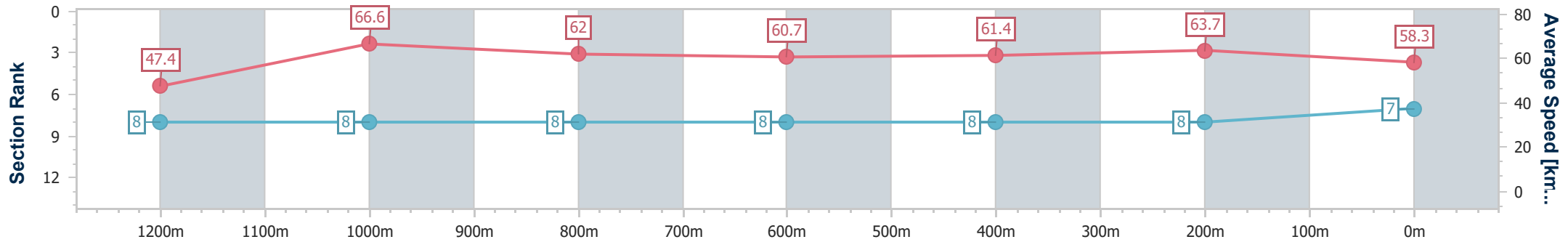
31 May 2023 - 13:43

Track Rating: Good 4, Weather: Fine, Rail Position: +8.5m Entire Course



BRISBANE RACING CLUB

Section	Overall	1200m	1000m	800m	600m	400m	200m
Section Times	1:21.32 [7] (0:11.40)	1:09.92 [8] (0:10.82)	0:59.10 [8] (0:11.73)	0:47.37 [8] (0:11.95)	0:35.42 [8] (0:11.72)	0:23.70 [8] (0:11.33)	0:12.37 [8] (0:12.37)
Average Speed [km/h]	47.4	66.6	62.0	60.7	61.4	63.7	58.3
Top Speed [km/h]	65.2	68.0	64.5	62.4	64.3	64.4	62.4
Avg. Dist. to Rail [m]	5.5	1.9	2.9	1.9	0.6	1.2	0.9
Avg. Stride Freq. [Hz]	2.2	2.4	2.3	2.3	2.3	2.4	2.3
Avg. Stride Length [m]	5.9	7.6	7.4	7.2	7.4	7.4	7.0



- [ ] Ranking at each section and finish
- .-.- No data available at this section
- NA No data available



Horse/Jockey Name	Dawn Rebel
Final Rank	8
Fastest Section Time (Section)	0:10.62 (1200m)
Top Speed [km/h] (Section)	69.1 (1200m)
Race State	Finished



Doomben QLD Professional

Race 3: XXXX DRY Maiden Handicap - 1350m

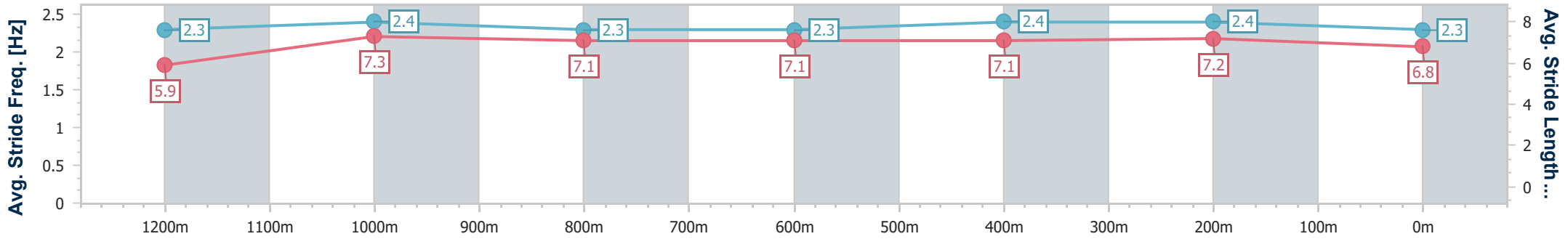
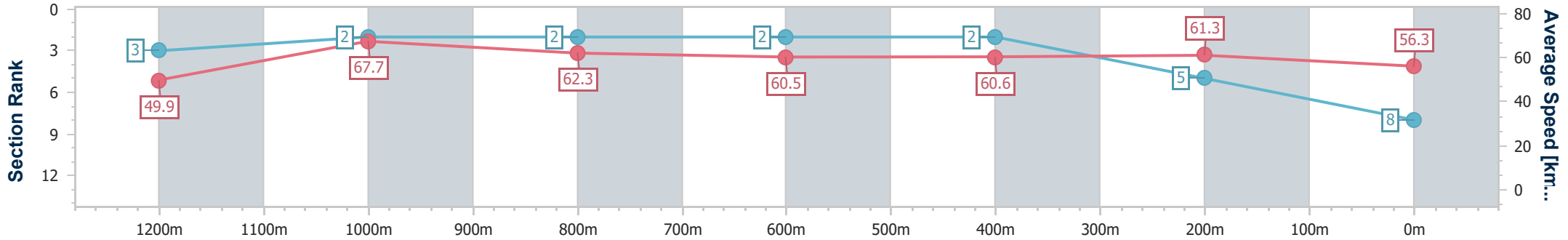
31 May 2023 - 13:43

Track Rating: Good 4, Weather: Fine, Rail Position: +8.5m Entire Course



BRISBANE RACING CLUB

Section	Overall	1200m	1000m	800m	600m	400m	200m
Section Times	1:21.35 [8] (0:10.84)	1:10.51 [3] (0:10.62)	0:59.89 [2] (0:11.65)	0:48.24 [2] (0:11.92)	0:36.32 [2] (0:11.81)	0:24.51 [2] (0:11.73)	0:12.78 [5] (0:12.78)
Average Speed [km/h]	49.9	67.7	62.3	60.5	60.6	61.3	56.3
Top Speed [km/h]	67.3	69.1	65.3	61.4	61.3	62.4	59.1
Avg. Dist. to Rail [m]	7.6	4.0	2.8	0.4	0.7	1.1	1.7
Avg. Stride Freq. [Hz]	2.3	2.4	2.3	2.3	2.4	2.4	2.3
Avg. Stride Length [m]	5.9	7.3	7.1	7.1	7.1	7.2	6.8



- [ ] Ranking at each section and finish
- .-.-.- No data available at this section
- NA No data available



Horse/Jockey Name	More Like That
Final Rank	9
Fastest Section Time (Section)	0:10.91 (1200m)
Top Speed [km/h] (Section)	67.4 (1200m)
Race State	Finished



Doomben QLD Professional

Race 3: XXXX DRY Maiden Handicap - 1350m

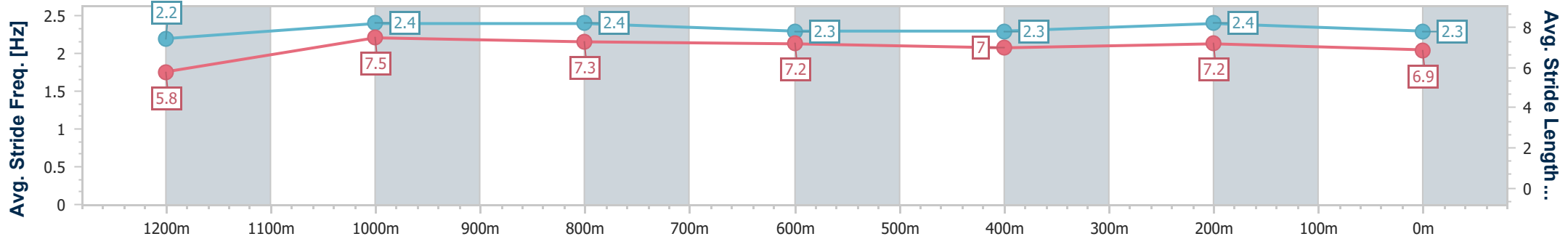
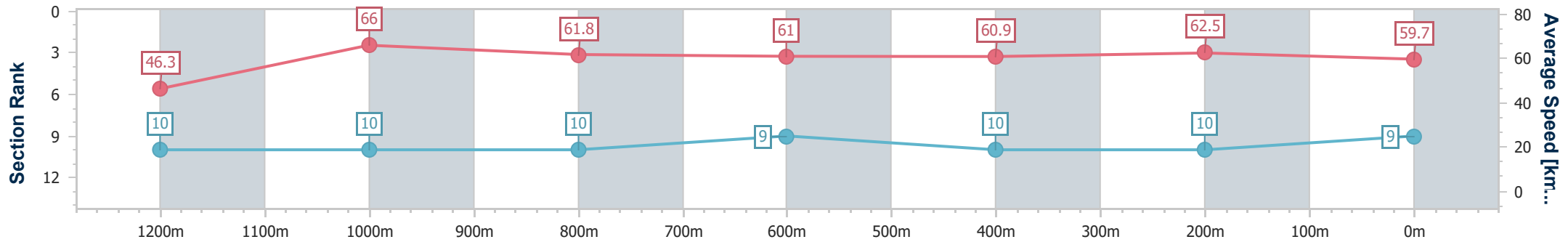
31 May 2023 - 13:43

Track Rating: Good 4, Weather: Fine, Rail Position: +8.5m Entire Course



BRISBANE RACING CLUB

Section	Overall	1200m	1000m	800m	600m	400m	200m
Section Times	1:21.44 [9] (0:11.70)	1:09.74 [10] (0:10.91)	0:58.83 [10] (0:11.65)	0:47.18 [10] (0:11.78)	0:35.40 [9] (0:11.82)	0:23.58 [10] (0:11.51)	0:12.07 [10] (0:12.07)
Average Speed [km/h]	46.3	66.0	61.8	61.0	60.9	62.5	59.7
Top Speed [km/h]	63.2	67.4	65.6	62.7	62.1	63.1	62.4
Avg. Dist. to Rail [m]	9.4	1.8	0.8	0.5	0.1	2.0	4.0
Avg. Stride Freq. [Hz]	2.2	2.4	2.4	2.3	2.3	2.4	2.3
Avg. Stride Length [m]	5.8	7.5	7.3	7.2	7.0	7.2	6.9



- [ ] Ranking at each section and finish
- .-.- No data available at this section
- NA No data available



Horse/Jockey Name	Huka
Final Rank	10
Fastest Section Time (Section)	0:10.96 (1200m)
Top Speed [km/h] (Section)	66.4 (1200m)
Race State	Finished



Doomben QLD Professional

Race 3: XXXX DRY Maiden Handicap - 1350m

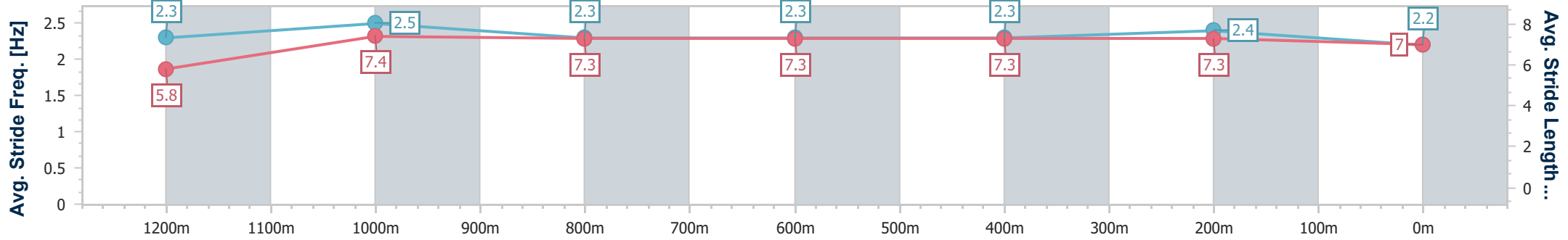
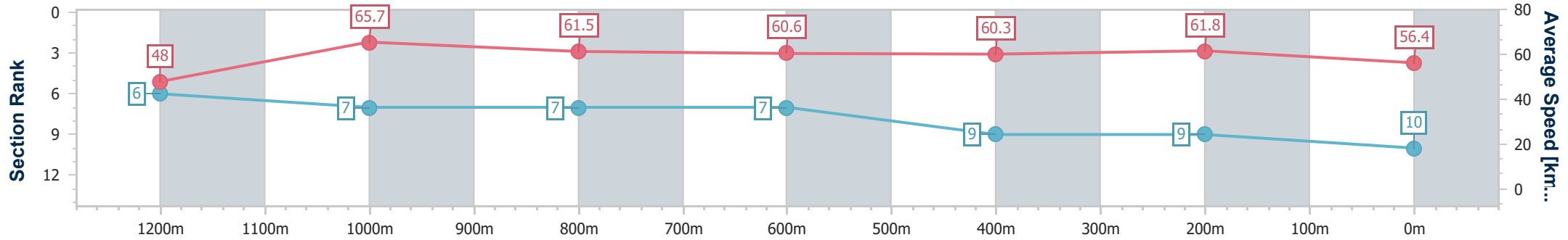
31 May 2023 - 13:43

Track Rating: Good 4, Weather: Fine, Rail Position: +8.5m Entire Course



BRISBANE RACING CLUB

Section	Overall	1200m	1000m	800m	600m	400m	200m
Section Times	1:22.01 [10] (0:11.23)	1:10.78 [6] (0:10.96)	0:59.82 [7] (0:11.72)	0:48.10 [7] (0:11.89)	0:36.21 [7] (0:11.84)	0:24.37 [9] (0:11.60)	0:12.77 [9] (0:12.77)
Average Speed [km/h]	48.0	65.7	61.5	60.6	60.3	61.8	56.4
Top Speed [km/h]	65.2	66.4	65.0	62.1	61.4	63.2	60.0
Avg. Dist. to Rail [m]	2.7	0.7	0.6	0.3	1.5	1.5	0.6
Avg. Stride Freq. [Hz]	2.3	2.5	2.3	2.3	2.3	2.4	2.2
Avg. Stride Length [m]	5.8	7.4	7.3	7.3	7.3	7.3	7.0



- [ ] Ranking at each section and finish
- .-.- No data available at this section
- NA No data available