



# Doomben QLD Professional

## Race 2: CASCADE QTIS Two-Year-Old Maiden Handicap - 1350m

31 May 2023 - 13:08



BRISBANE  
RACING CLUB

Track Rating: Soft 5, Weather: Fine, Rail Position: +8.5m Entire Course

Section		Field Times										Last 600m	
Overall												0:34.89	
1:19.75												0:34.89	
(0:10.89)													
1200m													
1:08.86													
(0:10.80)													
1000m													
0:58.06													
(0:11.37)													
800m													
0:46.69													
(0:11.80)													
600m													
0:34.89													
(0:11.77)													
400m													
0:23.12													
(0:11.47)													
Rank	TAB	Horse/Jockey	Barrier	Top Speed [km/h]	Fastest Section	Overall	1200m	1000m	800m	600m	400m	Last 600m	Distance Travelled [m]
1	7	MIRACLE OF LOVE	2	66.7	0:10.93	1:19.75 [1]	1:08.72 [4]	0:57.79 [4]	0:46.40 [4]	0:34.67 [4]	0:23.05 [3]	0:34.67	
		Jake Bayliss		1200m	1200m	(0:11.03)	(0:10.93)	(0:11.39)	(0:11.73)	(0:11.62)	(0:11.41)		
2	10	BANGETTA	6	68.5	0:10.82	1:19.81 [2]	1:08.52 [7]	0:57.70 [6]	0:46.29 [6]	0:34.55 [6]	0:23.01 [5]	0:34.55	+5
		Andrew Mallyon		1200m	1200m	(0:11.29)	(0:10.82)	(0:11.41)	(0:11.74)	(0:11.54)	(0:11.30)		
3	4	ET TU BRUTE	11	67.6	0:10.87	1:20.17 [3]	1:08.64 [10]	0:57.77 [10]	0:46.20 [10]	0:34.49 [9]	0:23.00 [8]	0:34.49	+1
		Ryan Maloney		1200m	1200m	(0:11.53)	(0:10.87)	(0:11.57)	(0:11.71)	(0:11.49)	(0:11.39)		
4	5	EXPOSITION	7	67.3	0:11.01	1:20.34 [4]	1:09.02 [8]	0:58.01 [9]	0:46.43 [9]	0:34.65 [10]	0:23.11 [9]	0:34.65	+5
		James Orman		1200m	1200m	(0:11.32)	(0:11.01)	(0:11.58)	(0:11.78)	(0:11.54)	(0:11.22)		
5	11	CHAMPAGNE BENDER	5	67.2	0:10.88	1:20.79 [5]	1:09.51 [6]	0:58.63 [7]	0:47.08 [7]	0:35.37 [7]	0:23.70 [7]	0:35.37	+5
		Damien Thornton		1200m	1200m	(0:11.28)	(0:10.88)	(0:11.55)	(0:11.71)	(0:11.67)	(0:11.42)		
6	8	SHARP DAZZLER	10	67.6	0:10.93	1:20.90 [6]	1:09.55 [9]	0:58.62 [8]	0:47.18 [8]	0:35.33 [8]	0:23.58 [10]	0:35.33	+10
		Angela Jones		1200m	1200m	(0:11.35)	(0:10.93)	(0:11.44)	(0:11.85)	(0:11.75)	(0:11.49)		
7	9	HEROIC EAGLE	8	69.0	0:10.69	1:21.33 [7]	1:10.06 [5]	0:59.37 [5]	0:48.09 [3]	0:36.34 [3]	0:24.63 [2]	0:36.34	+10
		Justin Stanley		1200m	1200m	(0:11.27)	(0:10.69)	(0:11.28)	(0:11.75)	(0:11.71)	(0:11.75)		
8	14	CYBERWARS	4	68.1	0:10.79	1:21.86 [8]	1:10.92 [2]	1:00.13 [2]	0:48.74 [2]	0:36.96 [2]	0:25.14 [4]	0:36.96	+4
		Taylor Marshall		1200m	1200m	(0:10.94)	(0:10.79)	(0:11.39)	(0:11.78)	(0:11.82)	(0:12.05)		
9	15	MAGIC OF MILLO	3	67.2	0:10.92	1:21.86 [9]	1:10.87 [3]	0:59.95 [3]	0:48.46 [5]	0:36.70 [5]	0:24.91 [6]	0:36.70	+7
		Micheal Hellyer		1200m	1200m	(0:10.99)	(0:10.92)	(0:11.49)	(0:11.76)	(0:11.79)	(0:11.68)		
10	13	VERY SEWREEL	1	68.3	0:10.80	1:22.19 [10]	1:11.30 [1]	1:00.50 [1]	0:49.13 [1]	0:37.33 [1]	0:25.56 [1]	0:37.33	+0
		Ben Thompson		1200m	1200m	(0:10.89)	(0:10.80)	(0:11.37)	(0:11.80)	(0:11.77)	(0:11.94)		

Scratched: Influential (#1), Sonny Daze (#2), Zimo (#3), Kirikan (#6), Eruptive Force (#12)

Report Created: Wed 31 May 2023 13:52 GMT+10 (Note: Timing is based on position data)

Page 1/12

[ ] Ranking at each section and finish  
-:--:- No data available at this section  
NA No data available

SCN Saddle cloth number  
DNF Did not finish  
DNT Did not track

data processed by TRIPLES DATA



# Doomben QLD Professional

## Race 2: CASCADE QTIS Two-Year-Old Maiden Handicap - 1350m

31 May 2023 - 13:08



BRISBANE  
RACING CLUB

Track Rating: Soft 5, Weather: Fine, Rail Position: +8.5m Entire Course

Section				200m				Last 600m	
Field Times				0:11.65 (0:11.65)				0:34.89	
Rank	TAB	Horse/Jockey	Barrier	Top Speed [km/h]	Fastest Section	Margin			Distance Travelled [m]
1	7	MIRACLE OF LOVE Jake Bayliss	2	66.7 1200m	0:10.93 1200m	0:11.64 [2] (0:11.64)	1:19.75		0:34.67
2	10	BANGETTA Andrew Mallyon	6	68.5 1200m	0:10.82 1200m	0:11.71 [1] (0:11.71)	0.33L		0:34.55 +5
3	4	ET TU BRUTE Ryan Maloney	11	67.6 1200m	0:10.87 1200m	0:11.61 [6] (0:11.61)	2.42L		0:34.49 +1
4	5	EXPOSITION James Orman	7	67.3 1200m	0:11.01 1200m	0:11.89 [4] (0:11.89)	3.45L		0:34.65 +5
5	11	CHAMPAGNE BENDER Damien Thornton	5	67.2 1200m	0:10.88 1200m	0:12.28 [5] (0:12.28)	6.07L		0:35.37 +5
6	8	SHARP DAZZLER Angela Jones	10	67.6 1200m	0:10.93 1200m	0:12.09 [10] (0:12.09)	6.72L		0:35.33 +10
7	9	HEROIC EAGLE Justin Stanley	8	69.0 1200m	0:10.69 1200m	0:12.88 [3] (0:12.88)	9.26L		0:36.34 +10
8	14	CYBERWARS Taylor Marshall	4	68.1 1200m	0:10.79 1200m	0:13.09 [9] (0:13.09)	12.36L		0:36.96 +4
9	15	MAGIC OF MILLO Micheal Hellyer	3	67.2 1200m	0:10.92 1200m	0:13.23 [8] (0:13.23)	12.41L		0:36.70 +7
10	13	VERY SEWREEL Ben Thompson	1	68.3 1200m	0:10.80 1200m	0:13.62 [7] (0:13.62)	14.3L		0:37.33 +0

Scratched: Influential (#1), Sonny Daze (#2), Zimo (#3), Kirikan (#6), Eruptive Force (#12)

Report Created: Wed 31 May 2023 13:52 GMT+10 (Note: Timing is based on position data)

Page 2/12

[ ] Ranking at each section and finish  
 -:-:- No data available at this section  
 NA No data available

SCN Saddle cloth number  
 DNF Did not finish  
 DNT Did not track

data processed by  TRIPLES DATA



Horse/Jockey Name	Miracle Of Love
Final Rank	1
Fastest Section Time (Section)	0:10.93 (1200m)
Top Speed [km/h] (Section)	66.7 (1200m)
Race State	Finished

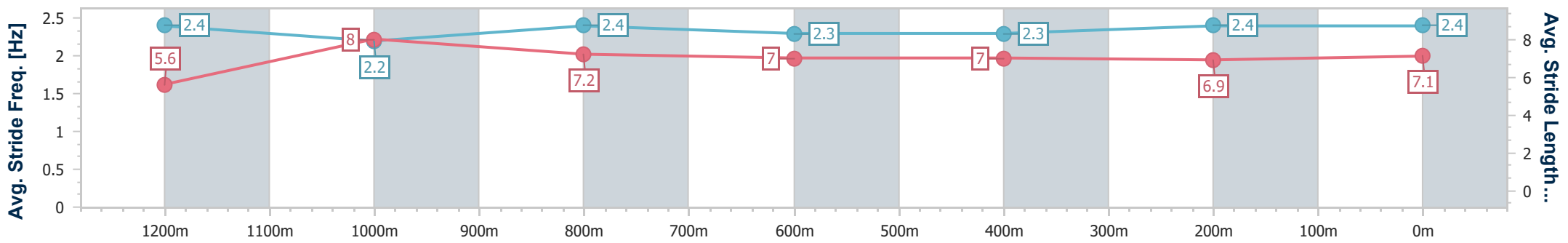
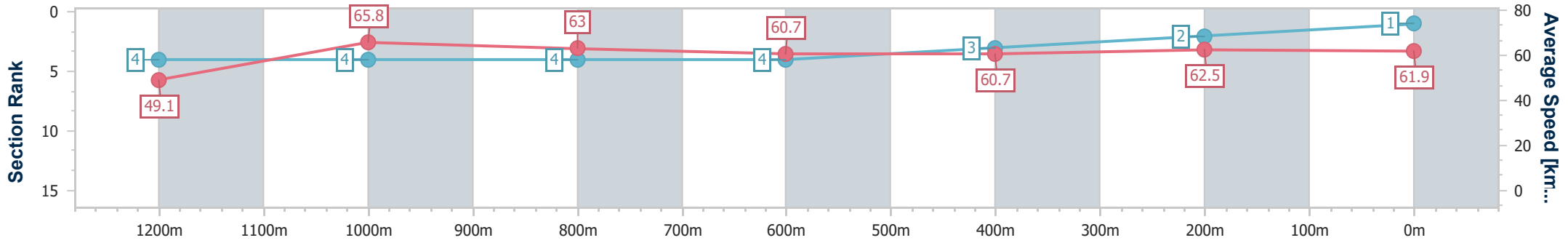


**Doomben QLD Professional**  
**Race 2: CASCADE QTIS Two-Year-Old Maiden Handicap - 1350m**  
 31 May 2023 - 13:08  
 Track Rating: Soft 5, Weather: Fine, Rail Position: +8.5m Entire Course



BRISBANE RACING CLUB

Section	Overall	1200m	1000m	800m	600m	400m	200m
Section Times	1:19.75 [1] (0:11.03)	1:08.72 [4] (0:10.93)	0:57.79 [4] (0:11.39)	0:46.40 [4] (0:11.73)	0:34.67 [4] (0:11.62)	0:23.05 [3] (0:11.41)	0:11.64 [2] (0:11.64)
Average Speed [km/h]	49.1	65.8	63.0	60.7	60.7	62.5	61.9
Top Speed [km/h]	63.9	66.7	65.9	61.7	61.6	64.1	63.3
Avg. Dist. to Rail [m]	2.7	0.4	0.7	2.7	3.7	2.1	2.0
Avg. Stride Freq. [Hz]	2.4	2.2	2.4	2.3	2.3	2.4	2.4
Avg. Stride Length [m]	5.6	8.0	7.2	7.0	7.0	6.9	7.1



- [ ] Ranking at each section and finish
- .-.- No data available at this section
- NA No data available



Horse/Jockey Name	Bangetta
Final Rank	2
Fastest Section Time (Section)	0:10.82 (1200m)
Top Speed [km/h] (Section)	68.5 (1200m)
Race State	Finished

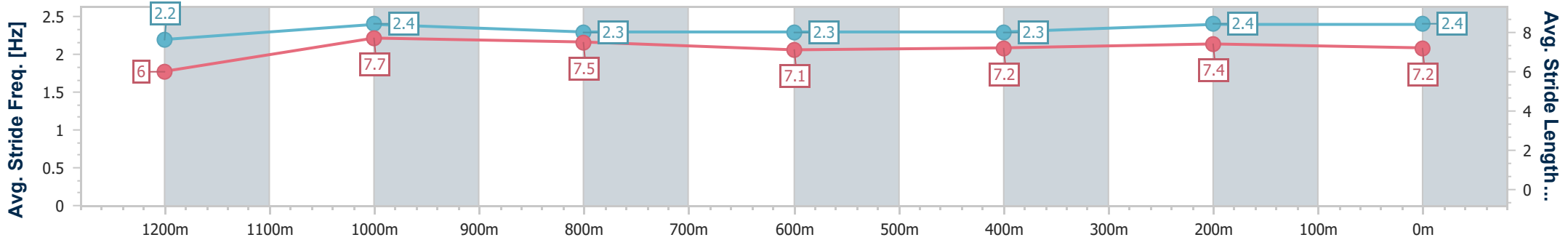
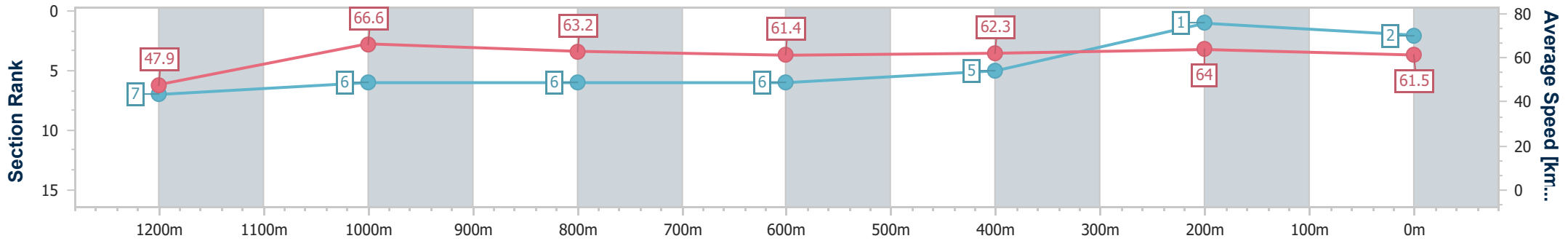


**Doomben QLD Professional**  
**Race 2: CASCADE QTIS Two-Year-Old Maiden Handicap - 1350m**  
 31 May 2023 - 13:08  
 Track Rating: Soft 5, Weather: Fine, Rail Position: +8.5m Entire Course



BRISBANE  
RACING CLUB

Section	Overall	1200m	1000m	800m	600m	400m	200m
Section Times	1:19.81 [2] (0:11.29)	1:08.52 [7] (0:10.82)	0:57.70 [6] (0:11.41)	0:46.29 [6] (0:11.74)	0:34.55 [6] (0:11.54)	0:23.01 [5] (0:11.30)	0:11.71 [1] (0:11.71)
Average Speed [km/h]	47.9	66.6	63.2	61.4	62.3	64.0	61.5
Top Speed [km/h]	66.7	68.5	65.7	62.5	63.2	65.2	63.4
Avg. Dist. to Rail [m]	6.5	1.0	0.9	0.1	0.2	2.2	0.6
Avg. Stride Freq. [Hz]	2.2	2.4	2.3	2.3	2.3	2.4	2.4
Avg. Stride Length [m]	6.0	7.7	7.5	7.1	7.2	7.4	7.2



- [ ] Ranking at each section and finish
- .-.- No data available at this section
- NA No data available



Horse/Jockey Name	Et Tu Brute
Final Rank	3
Fastest Section Time (Section)	0:10.87 (1200m)
Top Speed [km/h] (Section)	67.6 (1200m)
Race State	Finished

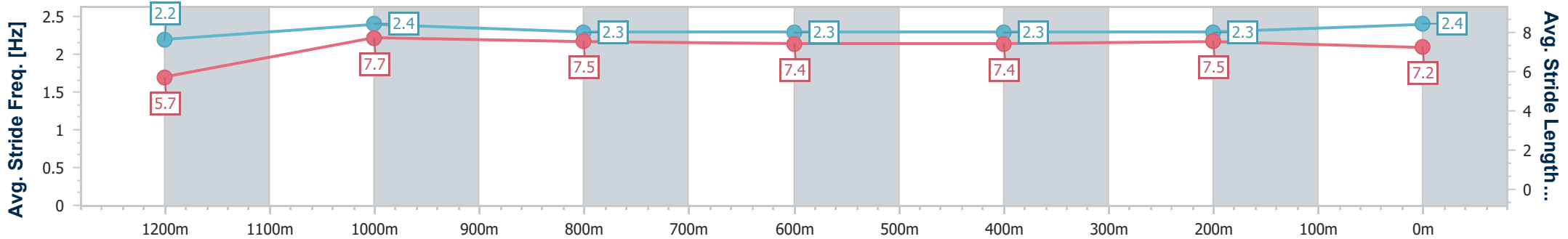
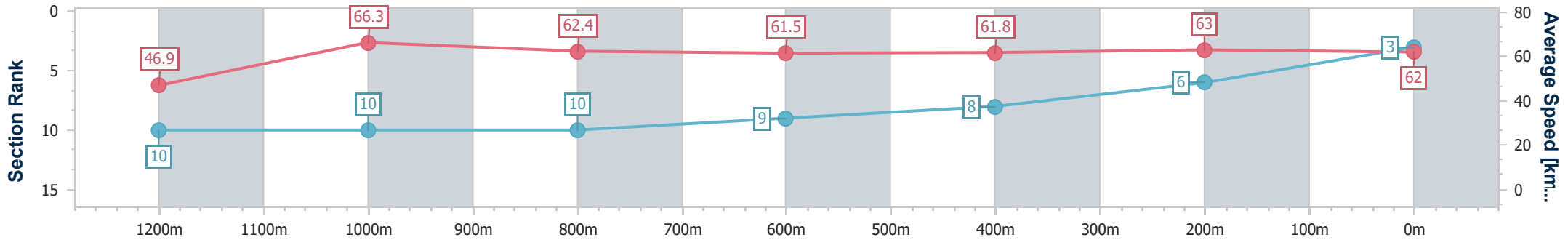


**Doomben QLD Professional**  
**Race 2: CASCADE QTIS Two-Year-Old Maiden Handicap - 1350m**  
 31 May 2023 - 13:08  
 Track Rating: Soft 5, Weather: Fine, Rail Position: +8.5m Entire Course



BRISBANE  
RACING CLUB

Section	Overall	1200m	1000m	800m	600m	400m	200m
Section Times	1:20.17 [3] (0:11.53)	1:08.64 [10] (0:10.87)	0:57.77 [10] (0:11.57)	0:46.20 [10] (0:11.71)	0:34.49 [9] (0:11.49)	0:23.00 [8] (0:11.39)	0:11.61 [6] (0:11.61)
Average Speed [km/h]	46.9	66.3	62.4	61.5	61.8	63.0	62.0
Top Speed [km/h]	66.3	67.6	65.1	63.0	63.3	63.9	63.7
Avg. Dist. to Rail [m]	8.4	1.1	1.2	0.4	2.2	1.0	0.6
Avg. Stride Freq. [Hz]	2.2	2.4	2.3	2.3	2.3	2.3	2.4
Avg. Stride Length [m]	5.7	7.7	7.5	7.4	7.4	7.5	7.2



- [ ] Ranking at each section and finish
- .-.- No data available at this section
- NA No data available



Horse/Jockey Name	Exposition
Final Rank	4
Fastest Section Time (Section)	0:11.01 (1200m)
Top Speed [km/h] (Section)	67.3 (1200m)
Race State	Finished

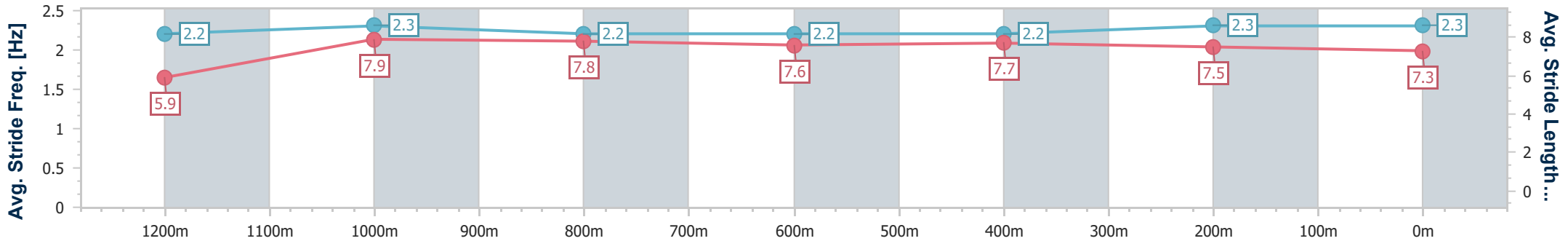
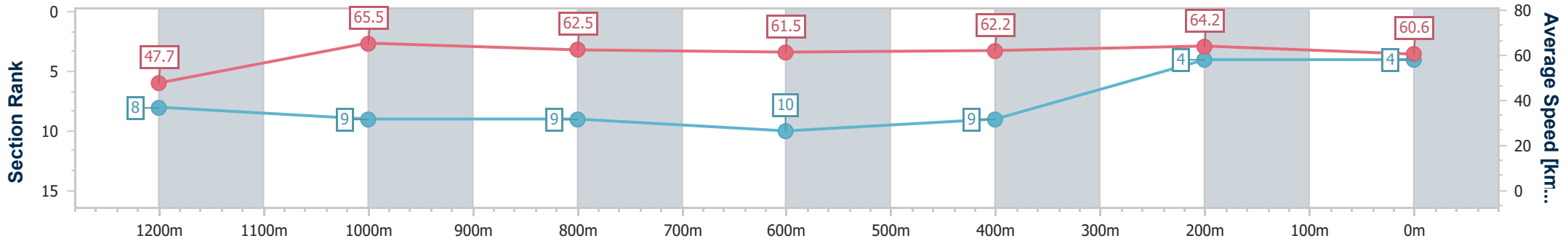


**Doomben QLD Professional**  
**Race 2: CASCADE QTIS Two-Year-Old Maiden Handicap - 1350m**  
 31 May 2023 - 13:08  
 Track Rating: Soft 5, Weather: Fine, Rail Position: +8.5m Entire Course



BRISBANE  
RACING CLUB

Section	Overall	1200m	1000m	800m	600m	400m	200m
Section Times	1:20.34 [4] (0:11.32)	1:09.02 [8] (0:11.01)	0:58.01 [9] (0:11.58)	0:46.43 [9] (0:11.78)	0:34.65 [10] (0:11.54)	0:23.11 [9] (0:11.22)	0:11.89 [4] (0:11.89)
Average Speed [km/h]	47.7	65.5	62.5	61.5	62.2	64.2	60.6
Top Speed [km/h]	65.0	67.3	65.1	63.1	63.9	65.3	64.6
Avg. Dist. to Rail [m]	6.8	2.0	1.9	1.4	0.6	1.9	2.8
Avg. Stride Freq. [Hz]	2.2	2.3	2.2	2.2	2.2	2.3	2.3
Avg. Stride Length [m]	5.9	7.9	7.8	7.6	7.7	7.5	7.3



- [ ] Ranking at each section and finish
- .-.- No data available at this section
- NA No data available



Horse/Jockey Name	Champagne Bender
Final Rank	5
Fastest Section Time (Section)	0:10.88 (1200m)
Top Speed [km/h] (Section)	67.2 (1200m)
Race State	Finished

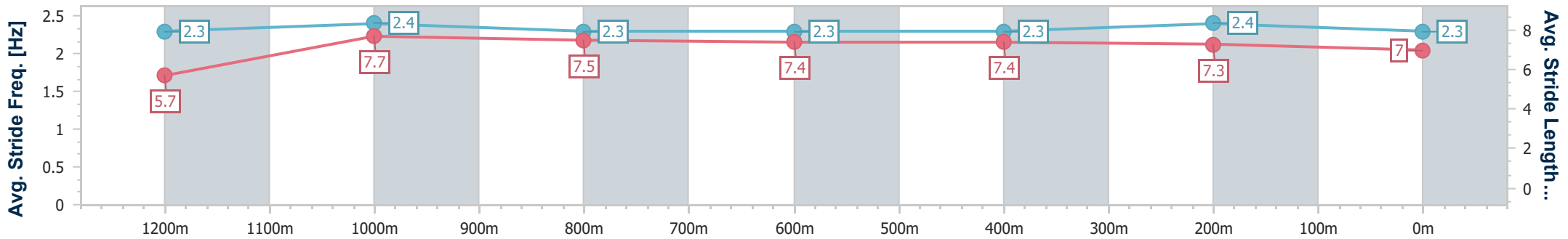
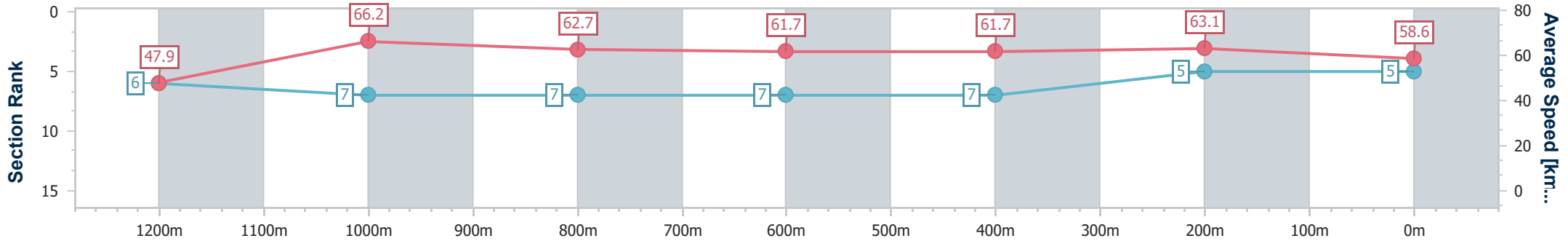


**Doomben QLD Professional**  
**Race 2: CASCADE QTIS Two-Year-Old Maiden Handicap - 1350m**  
 31 May 2023 - 13:08  
 Track Rating: Soft 5, Weather: Fine, Rail Position: +8.5m Entire Course



BRISBANE  
RACING CLUB

Section	Overall	1200m	1000m	800m	600m	400m	200m
Section Times	1:20.79 [5] (0:11.28)	1:09.51 [6] (0:10.88)	0:58.63 [7] (0:11.55)	0:47.08 [7] (0:11.71)	0:35.37 [7] (0:11.67)	0:23.70 [7] (0:11.42)	0:12.28 [5] (0:12.28)
Average Speed [km/h]	47.9	66.2	62.7	61.7	61.7	63.1	58.6
Top Speed [km/h]	66.0	67.2	65.6	62.9	62.6	65.5	62.8
Avg. Dist. to Rail [m]	5.5	2.2	1.9	0.6	0.3	2.5	4.2
Avg. Stride Freq. [Hz]	2.3	2.4	2.3	2.3	2.3	2.4	2.3
Avg. Stride Length [m]	5.7	7.7	7.5	7.4	7.4	7.3	7.0



- [ ] Ranking at each section and finish
- .-.- No data available at this section
- NA No data available



Horse/Jockey Name	Sharp Dazzler
Final Rank	6
Fastest Section Time (Section)	0:10.93 (1200m)
Top Speed [km/h] (Section)	67.6 (1200m)
Race State	Finished

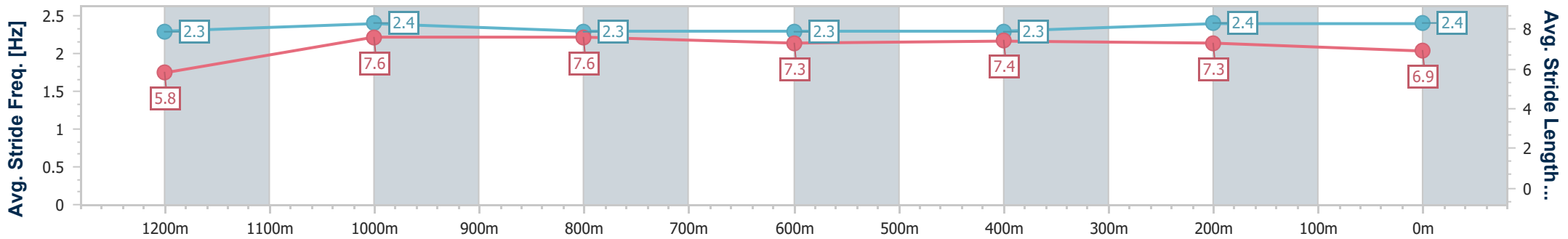
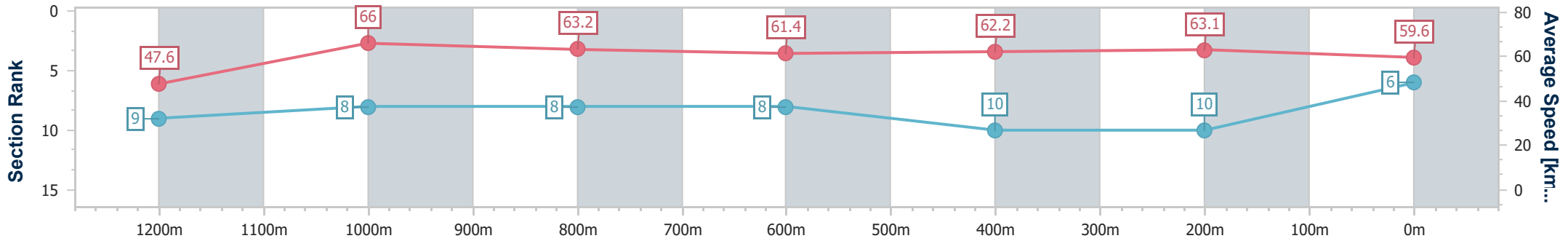


**Doomben QLD Professional**  
**Race 2: CASCADE QTIS Two-Year-Old Maiden Handicap - 1350m**  
 31 May 2023 - 13:08  
 Track Rating: Soft 5, Weather: Fine, Rail Position: +8.5m Entire Course



BRISBANE RACING CLUB

Section	Overall	1200m	1000m	800m	600m	400m	200m
Section Times	1:20.90 [6] (0:11.35)	1:09.55 [9] (0:10.93)	0:58.62 [8] (0:11.44)	0:47.18 [8] (0:11.85)	0:35.33 [8] (0:11.75)	0:23.58 [10] (0:11.49)	0:12.09 [10] (0:12.09)
Average Speed [km/h]	47.6	66.0	63.2	61.4	62.2	63.1	59.6
Top Speed [km/h]	64.8	67.6	65.8	62.5	63.1	64.6	62.8
Avg. Dist. to Rail [m]	8.7	3.5	2.1	2.2	2.4	5.2	6.0
Avg. Stride Freq. [Hz]	2.3	2.4	2.3	2.3	2.3	2.4	2.4
Avg. Stride Length [m]	5.8	7.6	7.6	7.3	7.4	7.3	6.9



- [ ] Ranking at each section and finish
- .-.- No data available at this section
- NA No data available





Horse/Jockey Name	Heroic Eagle
Final Rank	7
Fastest Section Time (Section)	0:10.69 (1200m)
Top Speed [km/h] (Section)	69.0 (1200m)
Race State	Finished

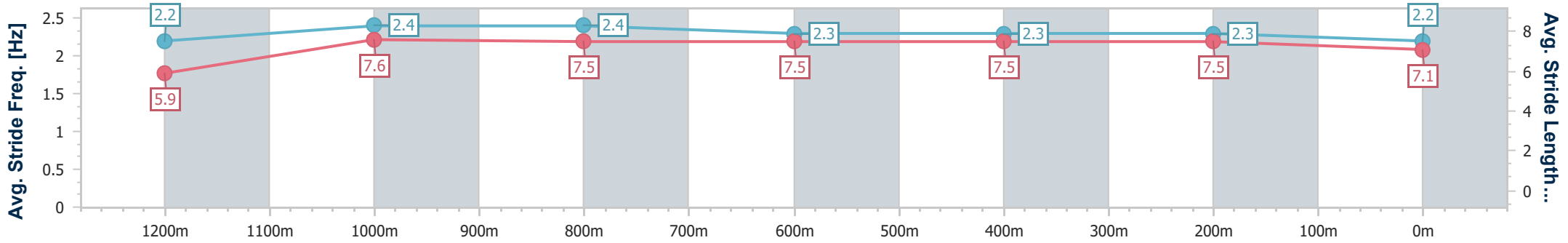
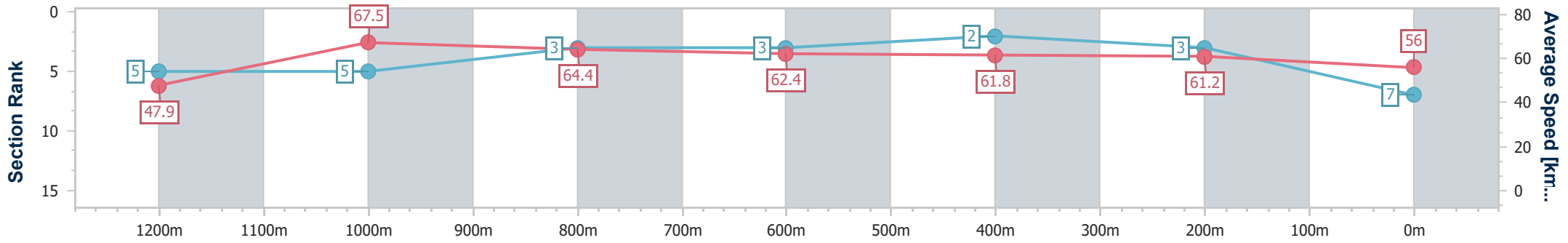


**Doomben QLD Professional**  
**Race 2: CASCADE QTIS Two-Year-Old Maiden Handicap - 1350m**  
 31 May 2023 - 13:08  
 Track Rating: Soft 5, Weather: Fine, Rail Position: +8.5m Entire Course



BRISBANE  
RACING CLUB

Section	Overall	1200m	1000m	800m	600m	400m	200m
Section Times	1:21.33 [7] (0:11.27)	1:10.06 [5] (0:10.69)	0:59.37 [5] (0:11.28)	0:48.09 [3] (0:11.75)	0:36.34 [3] (0:11.71)	0:24.63 [2] (0:11.75)	0:12.88 [3] (0:12.88)
Average Speed [km/h]	47.9	67.5	64.4	62.4	61.8	61.2	56.0
Top Speed [km/h]	64.0	69.0	66.2	63.6	63.3	62.2	59.9
Avg. Dist. to Rail [m]	8.3	3.9	3.5	3.2	1.2	0.6	0.8
Avg. Stride Freq. [Hz]	2.2	2.4	2.4	2.3	2.3	2.3	2.2
Avg. Stride Length [m]	5.9	7.6	7.5	7.5	7.5	7.5	7.1



- [ ] Ranking at each section and finish
- .-.- No data available at this section
- NA No data available



Horse/Jockey Name	Cyberwars
Final Rank	8
Fastest Section Time (Section)	0:10.79 (1200m)
Top Speed [km/h] (Section)	68.1 (1200m)
Race State	Finished

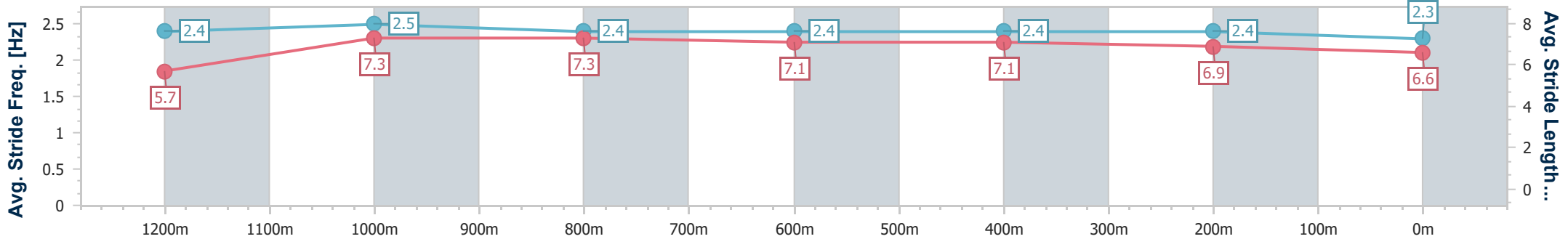
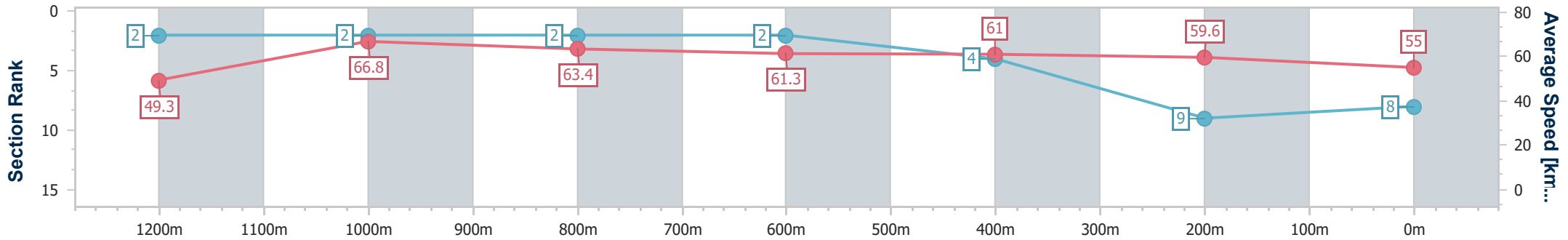


**Doomben QLD Professional**  
**Race 2: CASCADE QTIS Two-Year-Old Maiden Handicap - 1350m**  
 31 May 2023 - 13:08  
 Track Rating: Soft 5, Weather: Fine, Rail Position: +8.5m Entire Course



BRISBANE  
RACING CLUB

Section	Overall	1200m	1000m	800m	600m	400m	200m
Section Times	1:21.86 [8] (0:10.94)	1:10.92 [2] (0:10.79)	1:00.13 [2] (0:11.39)	0:48.74 [2] (0:11.78)	0:36.96 [2] (0:11.82)	0:25.14 [4] (0:12.05)	0:13.09 [9] (0:13.09)
Average Speed [km/h]	49.3	66.8	63.4	61.3	61.0	59.6	55.0
Top Speed [km/h]	66.7	68.1	66.0	62.4	61.9	61.2	57.7
Avg. Dist. to Rail [m]	5.2	3.4	0.8	0.7	0.3	0.9	2.2
Avg. Stride Freq. [Hz]	2.4	2.5	2.4	2.4	2.4	2.4	2.3
Avg. Stride Length [m]	5.7	7.3	7.3	7.1	7.1	6.9	6.6



- [ ] Ranking at each section and finish
- .-.- No data available at this section
- NA No data available



Horse/Jockey Name	Magic Of Millo
Final Rank	9
Fastest Section Time (Section)	0:10.92 (1200m)
Top Speed [km/h] (Section)	67.2 (1200m)
Race State	Finished

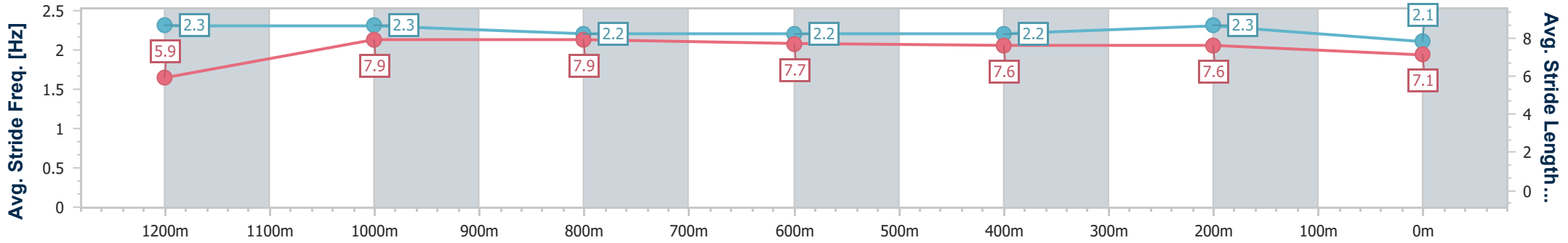
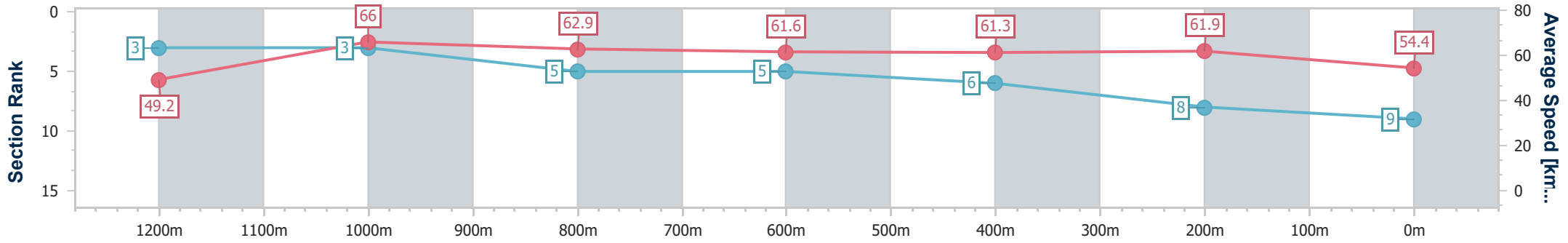


**Doomben QLD Professional**  
**Race 2: CASCADE QTIS Two-Year-Old Maiden Handicap - 1350m**  
 31 May 2023 - 13:08  
 Track Rating: Soft 5, Weather: Fine, Rail Position: +8.5m Entire Course



BRISBANE  
RACING CLUB

Section	Overall	1200m	1000m	800m	600m	400m	200m							
Section Times	1:21.86 [9] (0:10.99)	1:10.87 [3] (0:10.92)	0:59.95 [3] (0:11.49)	0:48.46 [5] (0:11.76)	0:36.70 [5] (0:11.79)	0:24.91 [6] (0:11.68)	0:13.23 [8] (0:13.23)							
Average Speed [km/h]	49.2	66.0	62.9	61.6	61.3	61.9	54.4							
Top Speed [km/h]	66.5	67.2	65.7	62.7	62.5	63.0	59.4							
Avg. Dist. to Rail [m]	4.2	2.0	2.1	1.1	0.5	3.1	4.3							
Avg. Stride Freq. [Hz]	2.3	2.3	2.2	2.2	2.2	2.3	2.1							
Avg. Stride Length [m]	5.9	7.9	7.9	7.7	7.6	7.6	7.1							



- [ ] Ranking at each section and finish
- .-.- No data available at this section
- NA No data available



Horse/Jockey Name	Very Sewreel
Final Rank	10
Fastest Section Time (Section)	0:10.80 (1200m)
Top Speed [km/h] (Section)	68.3 (1200m)
Race State	Finished



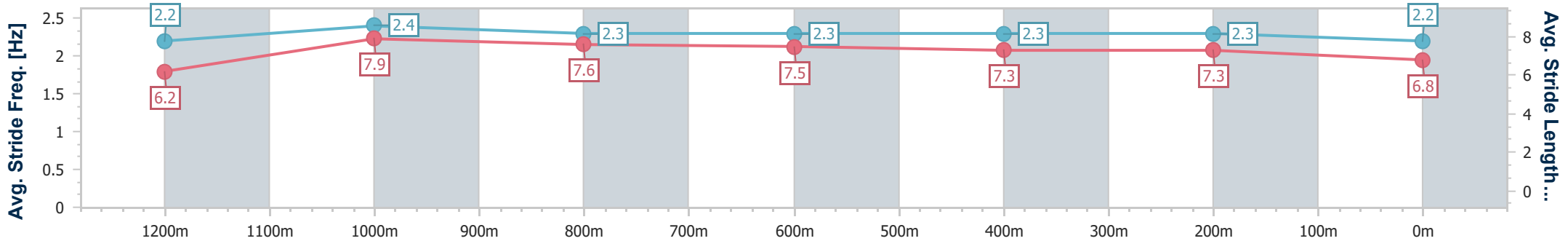
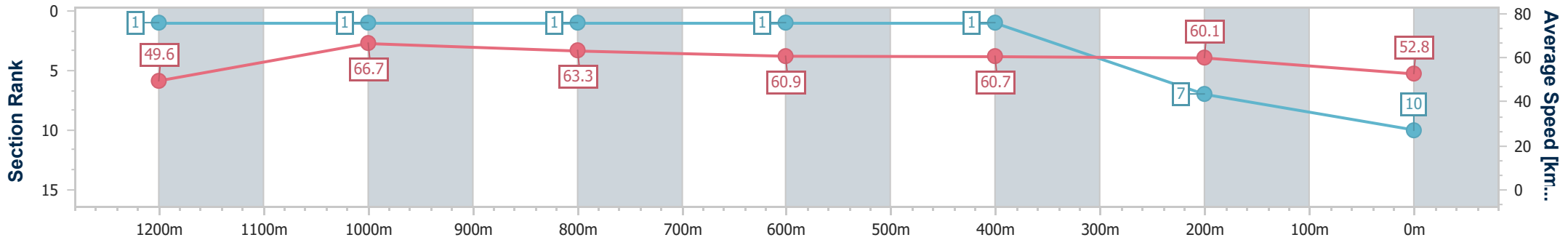
**Doomben QLD Professional**  
**Race 2: CASCADE QTIS Two-Year-Old Maiden Handicap - 1350m**



31 May 2023 - 13:08  
 Track Rating: Soft 5, Weather: Fine, Rail Position: +8.5m Entire Course

BRISBANE RACING CLUB

Section	Overall	1200m	1000m	800m	600m	400m	200m
Section Times	1:22.19 [10] (0:10.89)	1:11.30 [1] (0:10.80)	1:00.50 [1] (0:11.37)	0:49.13 [1] (0:11.80)	0:37.33 [1] (0:11.77)	0:25.56 [1] (0:11.94)	0:13.62 [7] (0:13.62)
Average Speed [km/h]	49.6	66.7	63.3	60.9	60.7	60.1	52.8
Top Speed [km/h]	64.7	68.3	66.0	61.6	61.3	61.7	57.8
Avg. Dist. to Rail [m]	2.8	0.6	0.3	0.5	1.2	1.8	1.7
Avg. Stride Freq. [Hz]	2.2	2.4	2.3	2.3	2.3	2.3	2.2
Avg. Stride Length [m]	6.2	7.9	7.6	7.5	7.3	7.3	6.8



- [ ] Ranking at each section and finish
- .-.- No data available at this section
- NA No data available