



Doomben QLD Professional

Race 1: BJORN AGAIN ABBA TRIBUTE 2 JUNE Maiden Plate - 1050m

31 May 2023 - 12:33



BRISBANE
RACING CLUB

Track Rating: Soft 5, Weather: Fine, Rail Position: +8.5m Entire Course

Section		Overall	1000m	800m	600m	400m	200m	Last 600m					
Field Times		1:00.26 (0:05.22)	0:55.04 (0:10.98)	0:44.06 (0:10.91)	0:33.15 (0:11.08)	0:22.07 (0:10.67)	0:11.40 (0:11.40)	0:33.15					
Rank	TAB Horse/Jockey	Barrier	Top Speed [km/h]	Fastest Section	Margin							Distance Travelled [m]	
1	3 EMPEROR Damien Thornton	6	68.9	0:05.26	1:00.26 [1] (0:05.26)	0:55.00 [2] (0:10.94)	0:44.06 [1] (0:10.91)	0:33.15 [1] (0:11.08)	0:22.07 [1] (0:10.67)	0:11.40 [1] (0:11.40)	1:00.26	0:33.15	
2	9 KAI TAK Ben Thompson	8	68.5	0:05.54	1:00.86 [2] (0:05.54)	0:55.32 [6] (0:11.39)	0:43.93 [8] (0:11.02)	0:32.91 [8] (0:10.94)	0:21.97 [8] (0:10.68)	0:11.29 [4] (0:11.29)	3.57L	0:32.91	+4
3	8 BLUE SPINEL Angela Jones	5	67.9	0:05.47	1:01.17 [3] (0:05.47)	0:55.70 [5] (0:11.29)	0:44.41 [6] (0:10.94)	0:33.47 [7] (0:11.15)	0:22.32 [7] (0:10.82)	0:11.50 [6] (0:11.50)	5.37L	0:33.47	+6
4	7 AHOY Mark Du Plessis	4	67.9	0:05.27	1:01.43 [4] (0:05.27)	0:56.16 [3] (0:11.32)	0:44.84 [5] (0:10.96)	0:33.88 [4] (0:11.16)	0:22.72 [4] (0:10.95)	0:11.77 [5] (0:11.77)	6.87L	0:33.88	+7
5	4 MYSTIC MAC Melea Castle	2	67.4	0:05.55	1:01.60 [5] (0:05.55)	0:56.05 [7] (0:11.27)	0:44.78 [7] (0:10.85)	0:33.93 [6] (0:11.06)	0:22.87 [5] (0:11.07)	0:11.80 [7] (0:11.80)	7.89L	0:33.93	+2
6	6 URBAN JEWEL Jake Bayliss	3	67.4	0:05.22	1:01.65 [6] (0:05.22)	0:56.43 [1] (0:11.21)	0:45.22 [2] (0:10.96)	0:34.26 [3] (0:11.14)	0:23.12 [3] (0:10.90)	0:12.22 [2] (0:12.22)	8.22L	0:34.26	+4
7	5 SIMONE LOUISE James Orman	9	70.2	0:05.56	1:01.83 [7] (0:05.56)	0:56.27 [8] (0:10.96)	0:45.31 [3] (0:10.77)	0:34.54 [2] (0:11.18)	0:23.36 [2] (0:11.08)	0:12.28 [3] (0:12.28)	9.27L	0:34.54	+8
8	1 GUS THE BUS Corey Bayliss	7	67.4	0:05.33	1:02.64 [8] (0:05.33)	0:57.31 [4] (0:11.22)	0:46.09 [4] (0:11.02)	0:35.07 [5] (0:11.22)	0:23.85 [6] (0:11.45)	0:12.40 [8] (0:12.40)	14L	0:35.07	+9

Scratched: Squeak (#2)

[] Ranking at each section and finish
 -:-:- No data available at this section
 NA No data available

SCN Saddle cloth number
 DNF Did not finish
 DNT Did not track



Horse/Jockey Name	Emperor
Final Rank	1
Fastest Section Time (Section)	0:05.26 (Overall)
Top Speed [km/h] (Section)	68.9 (1000m)
Race State	Finished

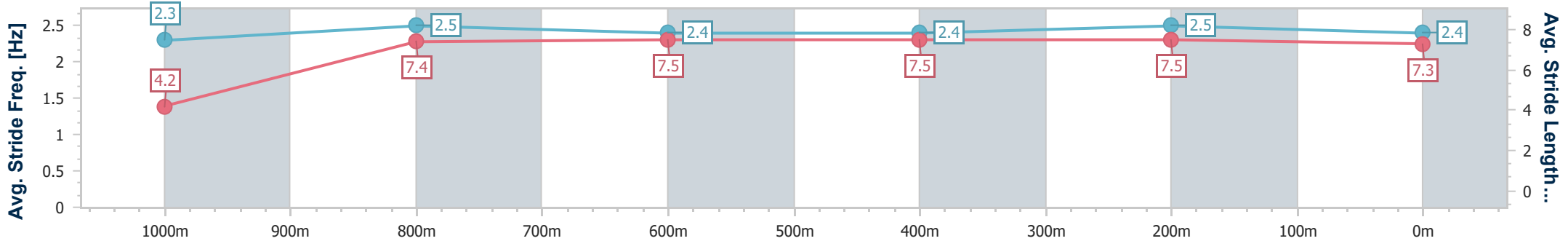
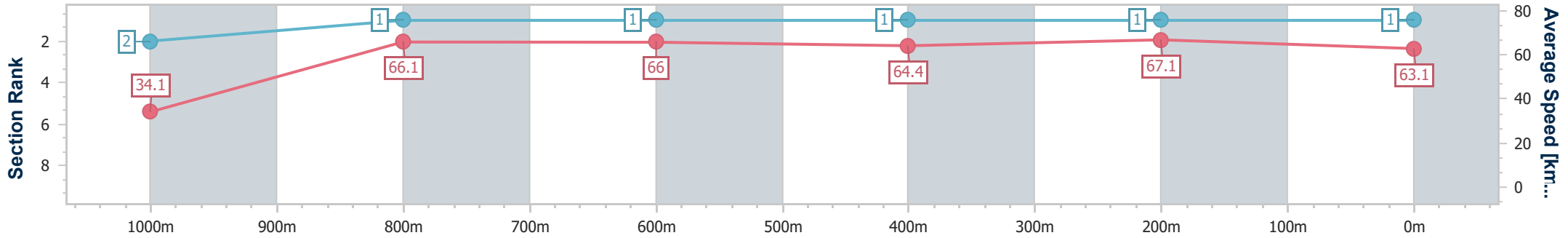


Doomben QLD Professional
Race 1: BJORN AGAIN ABBA TRIBUTE 2 JUNE Maiden Plate - 1050m
 31 May 2023 - 12:33
 Track Rating: Soft 5, Weather: Fine, Rail Position: +8.5m Entire Course



BRISBANE
RACING CLUB

Section	Overall	1000m	800m	600m	400m	200m
Section Times	1:00.26 [1] (0:05.26)	0:55.00 [2] (0:10.94)	0:44.06 [1] (0:10.91)	0:33.15 [1] (0:11.08)	0:22.07 [1] (0:10.67)	0:11.40 [1] (0:11.40)
Average Speed [km/h]	34.1	66.1	66.0	64.4	67.1	63.1
Top Speed [km/h]	58.8	68.9	66.9	66.9	68.8	66.9
Avg. Dist. to Rail [m]	5.4	2.3	0.4	1.6	2.2	0.9
Avg. Stride Freq. [Hz]	2.3	2.5	2.4	2.4	2.5	2.4
Avg. Stride Length [m]	4.2	7.4	7.5	7.5	7.5	7.3



- [] Ranking at each section and finish
- .-.- No data available at this section
- NA No data available



Horse/Jockey Name	Kai Tak
Final Rank	2
Fastest Section Time (Section)	0:05.54 (Overall)
Top Speed [km/h] (Section)	68.5 (400m)
Race State	Finished

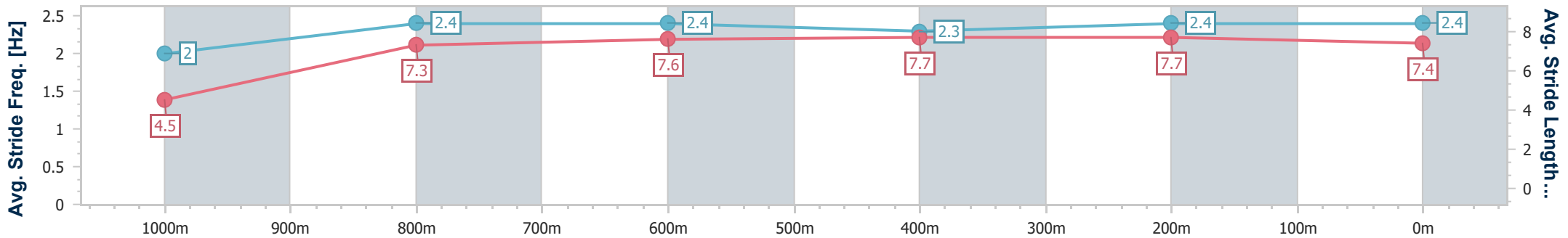
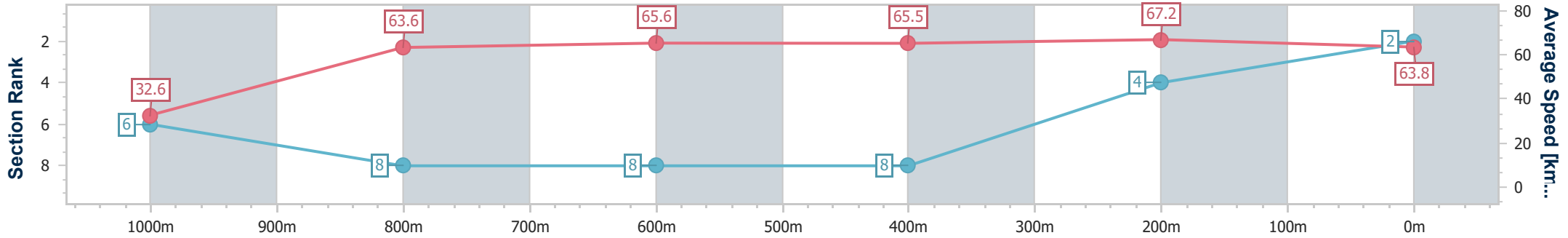


Doomben QLD Professional
Race 1: BJORN AGAIN ABBA TRIBUTE 2 JUNE Maiden Plate - 1050m
 31 May 2023 - 12:33
 Track Rating: Soft 5, Weather: Fine, Rail Position: +8.5m Entire Course



BRISBANE RACING CLUB

Section	Overall	1000m	800m	600m	400m	200m
Section Times	1:00.86 [2] (0:05.54)	0:55.32 [6] (0:11.39)	0:43.93 [8] (0:11.02)	0:32.91 [8] (0:10.94)	0:21.97 [8] (0:10.68)	0:11.29 [4] (0:11.29)
Average Speed [km/h]	32.6	63.6	65.6	65.5	67.2	63.8
Top Speed [km/h]	54.5	66.3	68.2	67.8	68.5	66.5
Avg. Dist. to Rail [m]	7.0	2.8	0.9	0.8	1.1	0.5
Avg. Stride Freq. [Hz]	2.0	2.4	2.4	2.3	2.4	2.4
Avg. Stride Length [m]	4.5	7.3	7.6	7.7	7.7	7.4



- [] Ranking at each section and finish
- .-.- No data available at this section
- NA No data available



Horse/Jockey Name	Blue Spinel
Final Rank	3
Fastest Section Time (Section)	0:05.47 (Overall)
Top Speed [km/h] (Section)	67.9 (400m)
Race State	Finished

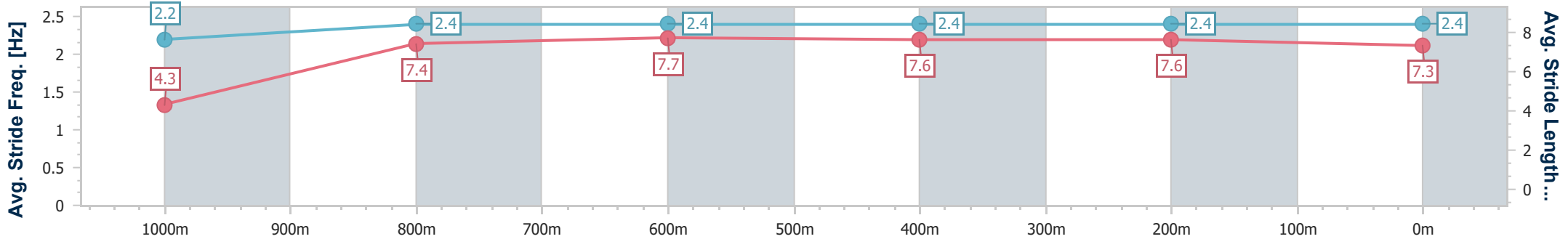
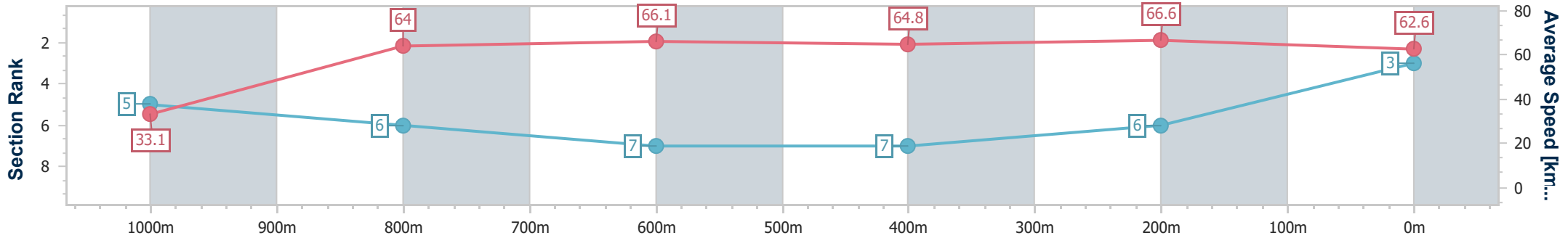


Doomben QLD Professional
Race 1: BJORN AGAIN ABBA TRIBUTE 2 JUNE Maiden Plate - 1050m
 31 May 2023 - 12:33
 Track Rating: Soft 5, Weather: Fine, Rail Position: +8.5m Entire Course



BRISBANE RACING CLUB

Section	Overall	1000m	800m	600m	400m	200m
Section Times	1:01.17 [3] (0:05.47)	0:55.70 [5] (0:11.29)	0:44.41 [6] (0:10.94)	0:33.47 [7] (0:11.15)	0:22.32 [7] (0:10.82)	0:11.50 [6] (0:11.50)
Average Speed [km/h]	33.1	64.0	66.1	64.8	66.6	62.6
Top Speed [km/h]	57.1	66.4	67.4	66.6	67.9	66.9
Avg. Dist. to Rail [m]	4.4	2.1	0.8	0.6	2.5	6.3
Avg. Stride Freq. [Hz]	2.2	2.4	2.4	2.4	2.4	2.4
Avg. Stride Length [m]	4.3	7.4	7.7	7.6	7.6	7.3



- [] Ranking at each section and finish
- .-.- No data available at this section
- NA No data available



Horse/Jockey Name	Ahoy
Final Rank	4
Fastest Section Time (Section)	0:05.27 (Overall)
Top Speed [km/h] (Section)	67.9 (400m)
Race State	Finished

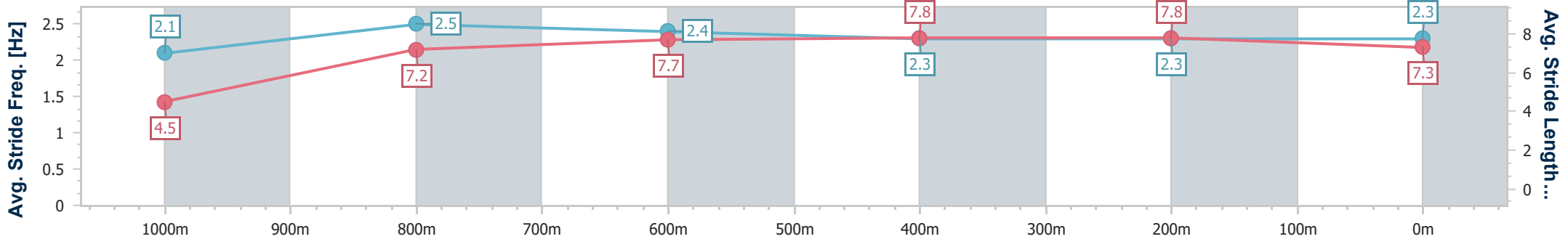
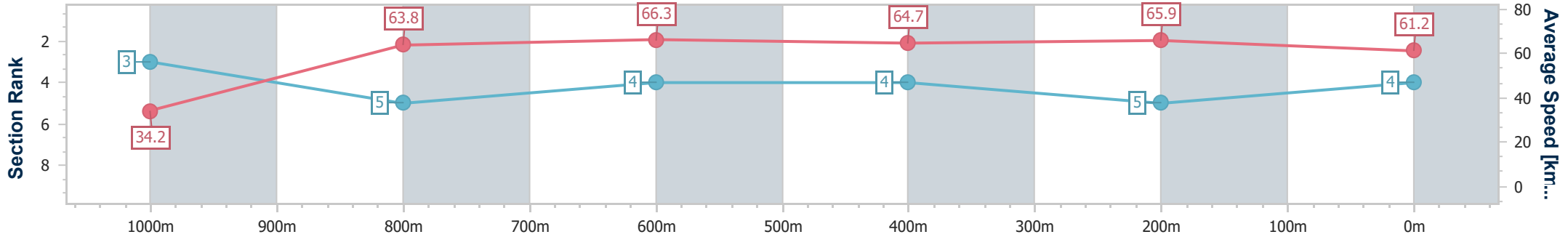


Doomben QLD Professional
Race 1: BJORN AGAIN ABBA TRIBUTE 2 JUNE Maiden Plate - 1050m
 31 May 2023 - 12:33
 Track Rating: Soft 5, Weather: Fine, Rail Position: +8.5m Entire Course



BRISBANE
RACING CLUB

Section	Overall	1000m	800m	600m	400m	200m								
Section Times	1:01.43 [4] (0:05.27)	0:56.16 [3] (0:11.32)	0:44.84 [5] (0:10.96)	0:33.88 [4] (0:11.16)	0:22.72 [4] (0:10.95)	0:11.77 [5] (0:11.77)								
Average Speed [km/h]	34.2	63.8	66.3	64.7	65.9	61.2								
Top Speed [km/h]	57.3	65.7	67.5	67.0	67.9	65.0								
Avg. Dist. to Rail [m]	2.8	1.1	1.6	1.0	2.3	4.4								
Avg. Stride Freq. [Hz]	2.1	2.5	2.4	2.3	2.3	2.3								
Avg. Stride Length [m]	4.5	7.2	7.7	7.8	7.8	7.3								



- [] Ranking at each section and finish
- .-.- No data available at this section
- NA No data available



Horse/Jockey Name	Mystic Mac
Final Rank	5
Fastest Section Time (Section)	0:05.55 (Overall)
Top Speed [km/h] (Section)	67.4 (800m)
Race State	Finished

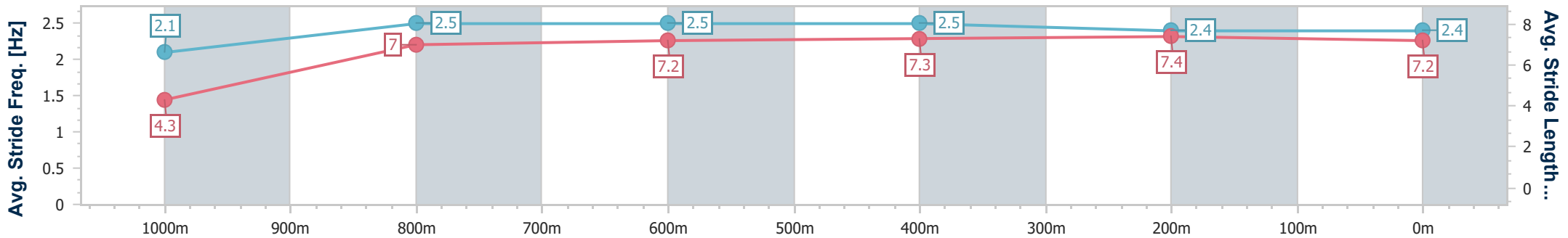
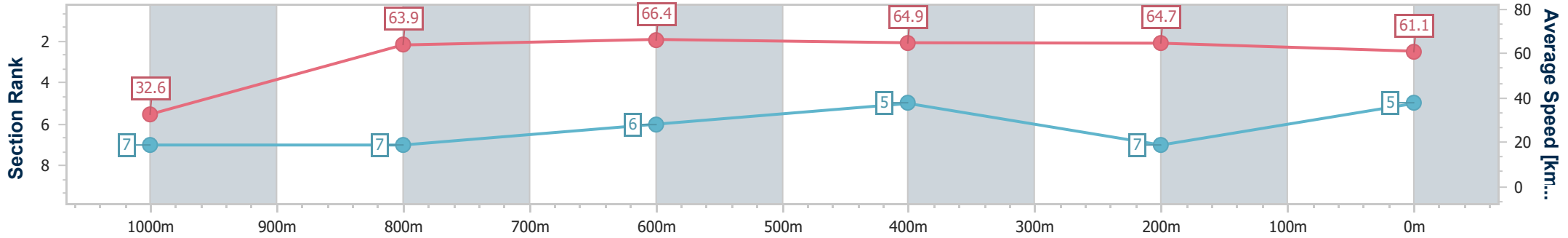


Doomben QLD Professional
Race 1: BJORN AGAIN ABBA TRIBUTE 2 JUNE Maiden Plate - 1050m
 31 May 2023 - 12:33
 Track Rating: Soft 5, Weather: Fine, Rail Position: +8.5m Entire Course



BRISBANE
RACING CLUB

Section	Overall	1000m	800m	600m	400m	200m
Section Times	1:01.60 [5] (0:05.55)	0:56.05 [7] (0:11.27)	0:44.78 [7] (0:10.85)	0:33.93 [6] (0:11.06)	0:22.87 [5] (0:11.07)	0:11.80 [7] (0:11.80)
Average Speed [km/h]	32.6	63.9	66.4	64.9	64.7	61.1
Top Speed [km/h]	55.3	66.4	67.4	66.4	65.7	64.3
Avg. Dist. to Rail [m]	0.8	0.5	0.3	0.6	1.6	1.2
Avg. Stride Freq. [Hz]	2.1	2.5	2.5	2.5	2.4	2.4
Avg. Stride Length [m]	4.3	7.0	7.2	7.3	7.4	7.2



- [] Ranking at each section and finish
- .-.- No data available at this section
- NA No data available



Horse/Jockey Name	Urban Jewel
Final Rank	6
Fastest Section Time (Section)	0:05.22 (Overall)
Top Speed [km/h] (Section)	67.4 (400m)
Race State	Finished

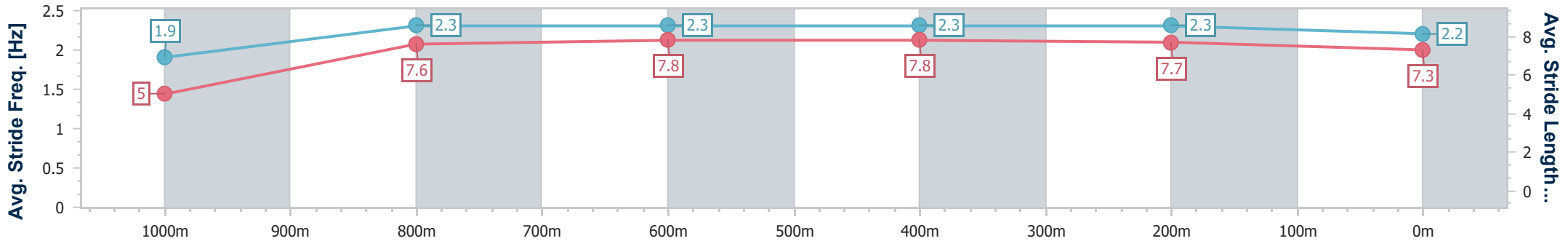
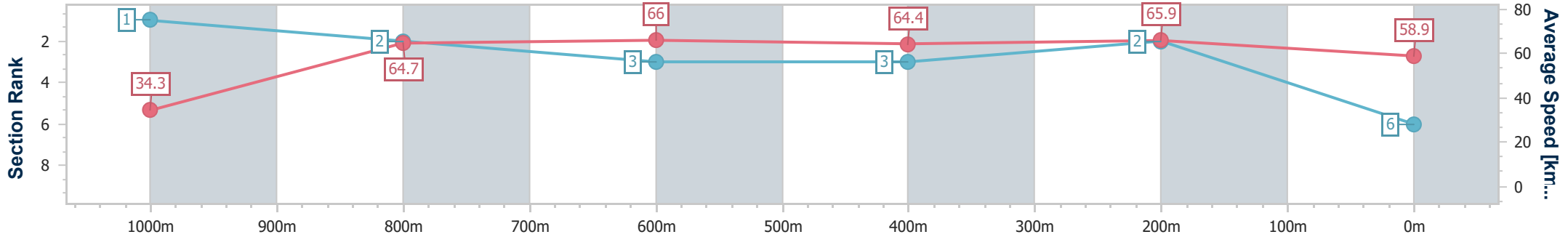


Doomben QLD Professional
Race 1: BJORN AGAIN ABBA TRIBUTE 2 JUNE Maiden Plate - 1050m
 31 May 2023 - 12:33
 Track Rating: Soft 5, Weather: Fine, Rail Position: +8.5m Entire Course



BRISBANE
RACING CLUB

Section	Overall	1000m	800m	600m	400m	200m
Section Times	1:01.65 [6] (0:05.22)	0:56.43 [1] (0:11.21)	0:45.22 [2] (0:10.96)	0:34.26 [3] (0:11.14)	0:23.12 [3] (0:10.90)	0:12.22 [2] (0:12.22)
Average Speed [km/h]	34.3	64.7	66.0	64.4	65.9	58.9
Top Speed [km/h]	58.4	66.2	67.2	65.3	67.4	63.4
Avg. Dist. to Rail [m]	2.4	1.7	1.0	0.8	0.5	1.4
Avg. Stride Freq. [Hz]	1.9	2.3	2.3	2.3	2.3	2.2
Avg. Stride Length [m]	5.0	7.6	7.8	7.8	7.7	7.3



- [] Ranking at each section and finish
- .-.- No data available at this section
- NA No data available



Horse/Jockey Name	Simone Louise
Final Rank	7
Fastest Section Time (Section)	0:05.56 (Overall)
Top Speed [km/h] (Section)	70.2 (800m)
Race State	Finished

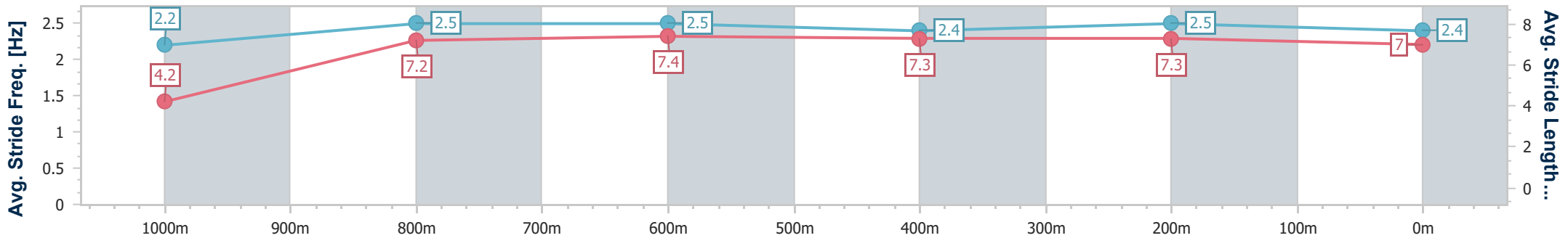
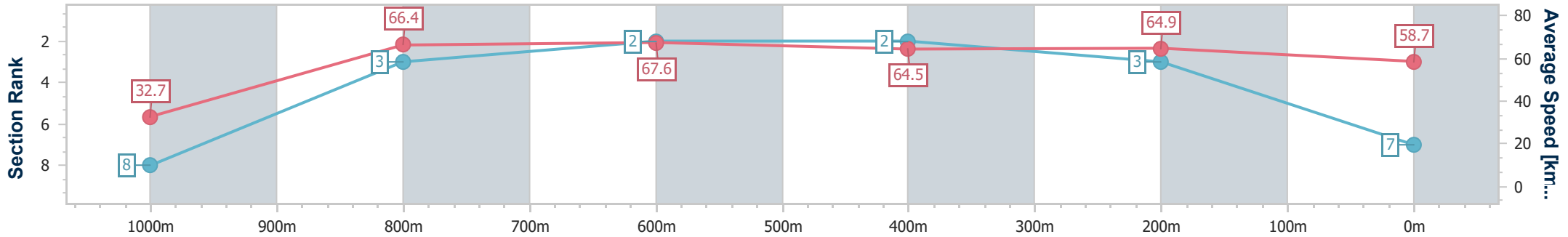


Doomben QLD Professional
Race 1: BJORN AGAIN ABBA TRIBUTE 2 JUNE Maiden Plate - 1050m
 31 May 2023 - 12:33
 Track Rating: Soft 5, Weather: Fine, Rail Position: +8.5m Entire Course



BRISBANE
RACING CLUB

Section	Overall	1000m	800m	600m	400m	200m
Section Times	1:01.83 [7] (0:05.56)	0:56.27 [8] (0:10.96)	0:45.31 [3] (0:10.77)	0:34.54 [2] (0:11.18)	0:23.36 [2] (0:11.08)	0:12.28 [3] (0:12.28)
Average Speed [km/h]	32.7	66.4	67.6	64.5	64.9	58.7
Top Speed [km/h]	57.6	69.6	70.2	66.7	66.1	64.3
Avg. Dist. to Rail [m]	8.3	5.5	2.1	1.0	1.3	3.7
Avg. Stride Freq. [Hz]	2.2	2.5	2.5	2.4	2.5	2.4
Avg. Stride Length [m]	4.2	7.2	7.4	7.3	7.3	7.0



- [] Ranking at each section and finish
- .-.- No data available at this section
- NA No data available



Horse/Jockey Name	Gus The Bus
Final Rank	8
Fastest Section Time (Section)	0:05.33 (Overall)
Top Speed [km/h] (Section)	67.4 (600m)
Race State	Finished



Doomben QLD Professional
Race 1: BJORN AGAIN ABBA TRIBUTE 2 JUNE Maiden Plate - 1050m
 31 May 2023 - 12:33
 Track Rating: Soft 5, Weather: Fine, Rail Position: +8.5m Entire Course



BRISBANE RACING CLUB

Section	Overall	1000m	800m	600m	400m	200m							
Section Times	1:02.64 [8] (0:05.33)	0:57.31 [4] (0:11.22)	0:46.09 [4] (0:11.02)	0:35.07 [5] (0:11.22)	0:23.85 [6] (0:11.45)	0:12.40 [8] (0:12.40)							
Average Speed [km/h]	33.9	64.7	66.0	64.7	63.0	58.1							
Top Speed [km/h]	55.8	66.5	67.4	67.4	63.9	61.1							
Avg. Dist. to Rail [m]	6.1	3.3	1.9	1.6	1.7	2.3							
Avg. Stride Freq. [Hz]	2.3	2.5	2.4	2.4	2.3	2.2							
Avg. Stride Length [m]	4.1	7.2	7.7	7.6	7.6	7.3							

