



Sunshine Coast QLD Professional

Race 4: COTTON TREE MEATS QTIS Three-Year-Old Maiden Handicap - 1200m



28 May 2023 - 15:02

Track Rating: Good 4, Weather: Fine, Rail Position: +9m

Section		Overall	1000m	800m	600m	400m	200m	Last 600m					
Field Times		1:11.99 (0:13.33)	0:58.66 (0:10.86)	0:47.80 (0:11.52)	0:36.28 (0:11.93)	0:24.35 (0:11.82)	0:12.53 (0:12.53)	0:36.28					
Rank	TAB Horse/Jockey	Barrier	Top Speed [km/h]	Fastest Section							Margin	Distance Travelled [m]	
1	13 BANANA SLIDE Damien Thornton	1	68.3	0:11.04	1:11.99 [1] (0:14.06)	0:57.93 [9] (0:11.04)	0:46.89 [9] (0:11.63)	0:35.26 [10] (0:11.85)	0:23.41 [9] (0:11.29)	0:12.12 [5] (0:12.12)	1:11.99	0:35.26	
2	3 PANGAEA James Orman	2	67.9	0:11.18	1:12.15 [2] (0:13.66)	0:58.49 [6] (0:11.18)	0:47.31 [7] (0:11.76)	0:35.55 [8] (0:11.87)	0:23.68 [8] (0:11.48)	0:12.20 [6] (0:12.20)	0.8L	0:35.55	+2
3	5 IVANOV Andrew Mallyon	16	67.6	0:10.94	1:12.20 [3] (0:13.41)	0:58.79 [2] (0:10.94)	0:47.85 [3] (0:11.62)	0:36.23 [2] (0:11.90)	0:24.33 [2] (0:11.73)	0:12.60 [2] (0:12.60)	1L	0:36.23	+4
4	15 WHIZ BY Jake Bayliss	6	68.0	0:11.01	1:12.29 [4] (0:13.52)	0:58.77 [4] (0:11.01)	0:47.76 [4] (0:11.55)	0:36.21 [4] (0:11.84)	0:24.37 [4] (0:11.83)	0:12.54 [4] (0:12.54)	1.4L	0:36.21	-1
5	10 LOVE TONIGHT Ryan Maloney	14	67.2	0:11.06	1:12.34 [5] (0:13.90)	0:58.44 [8] (0:11.06)	0:47.38 [8] (0:11.59)	0:35.79 [7] (0:11.90)	0:23.89 [7] (0:11.53)	0:12.36 [8] (0:12.36)	1.6L	0:35.79	+5
6	7 ASHILLA Nathan Thomas	4	68.3	0:10.87	1:12.40 [6] (0:13.87)	0:58.53 [7] (0:10.87)	0:47.66 [6] (0:11.60)	0:36.06 [6] (0:11.90)	0:24.16 [6] (0:11.73)	0:12.43 [7] (0:12.43)	1.8L	0:36.06	+2
7	6 ON THE TARGET Larry Cassidy	7	68.6	0:10.93	1:12.44 [7] (0:13.42)	0:59.02 [3] (0:10.93)	0:48.09 [2] (0:11.68)	0:36.41 [3] (0:11.88)	0:24.53 [3] (0:11.79)	0:12.74 [3] (0:12.74)	2L	0:36.41	+4
8	9 IN BARCELONA Ben Thompson	11	69.3	0:10.86	1:12.46 [8] (0:13.33)	0:59.13 [1] (0:10.86)	0:48.27 [1] (0:11.52)	0:36.75 [1] (0:11.93)	0:24.82 [1] (0:11.82)	0:13.00 [1] (0:13.00)	2.1L	0:36.75	+3
9	2 GRAND ACADEMY Karl Zechner	3	67.0	0:11.21	1:12.89 [9] (0:14.07)	0:58.82 [10] (0:11.21)	0:47.61 [11] (0:11.74)	0:35.87 [11] (0:12.03)	0:23.84 [11] (0:11.63)	0:12.21 [11] (0:12.21)	4.4L	0:35.87	+4
10	11 MA'S EPIC Bailey Wheeler	15	68.3	0:11.00	1:13.33 [10] (0:13.55)	0:59.78 [5] (0:11.00)	0:48.78 [5] (0:11.65)	0:37.13 [5] (0:12.01)	0:25.12 [5] (0:11.80)	0:13.32 [9] (0:13.32)	6.9L	0:37.13	+9

Scratched: Hell Approaching (#1), Smooth Torque (#12), Bridget Wenlock (#14), Bramble Bay (#16)



Sunshine Coast QLD Professional
Race 4: COTTON TREE MEATS QTIS Three-Year-Old Maiden Handicap - 1200m
28 May 2023 - 15:02



Track Rating: Good 4, Weather: Fine, Rail Position: +9m

Section		Overall	1000m	800m	600m	400m	200m	Last 600m					
Field Times		1:11.99 (0:13.33)	0:58.66 (0:10.86)	0:47.80 (0:11.52)	0:36.28 (0:11.93)	0:24.35 (0:11.82)	0:12.53 (0:12.53)	0:36.28					
Rank	TAB Horse/Jockey	Barrier	Top Speed [km/h]	Fastest Section	Margin								Distance Travelled [m]
11	8 PANTHER POWER Tiffani Brooker	5	67.8 1000m	0:11.06 1000m	1:13.62 [11] (0:14.18)	0:59.44 [11] (0:11.06)	0:48.38 [10] (0:11.47)	0:36.91 [9] (0:11.89)	0:25.02 [10] (0:11.80)	0:13.22 [10] (0:13.22)	8.4L	0:36.91	+4
12	4 STAR OF PERU Mark Du Plessis	8	66.6 Overall	0:11.37 1000m	1:16.96 [12] (0:14.39)	1:02.57 [12] (0:11.37)	0:51.20 [12] (0:11.70)	0:39.50 [12] (0:12.21)	0:27.29 [12] (0:12.42)	0:14.87 [12] (0:14.87)	27.9L	0:39.50	+2

Scratched: Hell Approaching (#1), Smooth Torque (#12), Bridget Wenlock (#14), Bramble Bay (#16)

- [] Ranking at each section and finish
- :--:- No data available at this section
- NA No data available
- SCN Saddle cloth number
- DNF Did not finish
- DNT Did not track



Horse/Jockey Name	Banana Slide
Final Rank	1
Fastest Section Time (Section)	0:11.04 (1000m)
Top Speed [km/h] (Section)	68.3 (Overall)
Race State	Finished

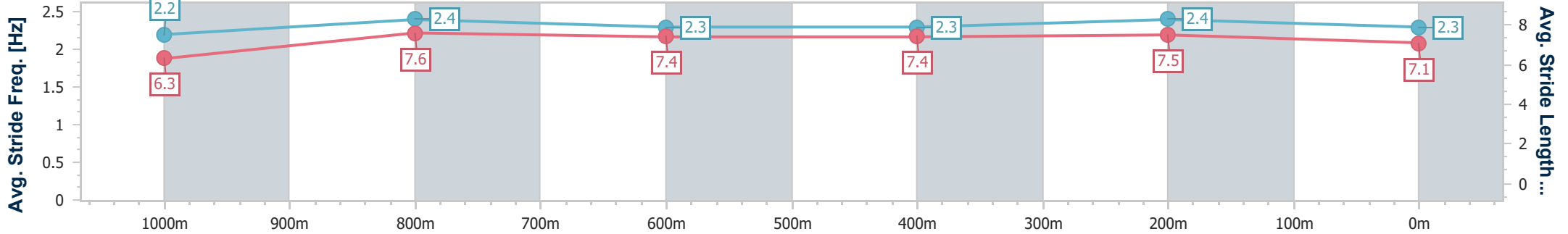
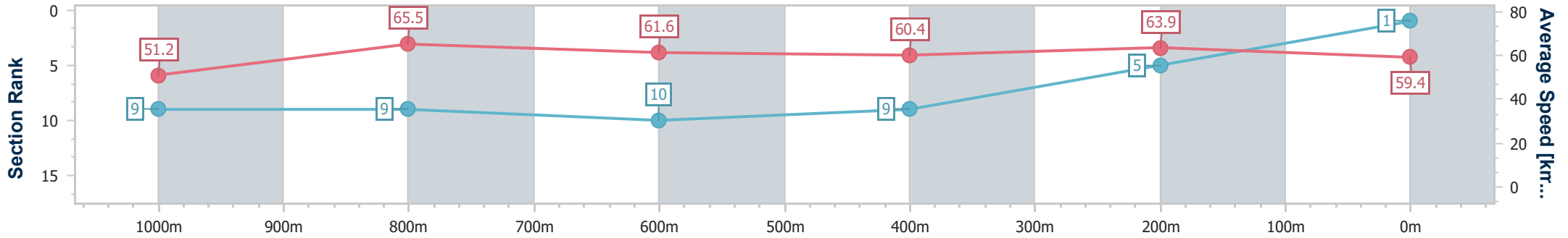


Sunshine Coast QLD Professional
 Race 4: COTTON TREE MEATS QTIS Three-Year-Old Maiden Handicap - 1200m
 28 May 2023 - 15:02



Track Rating: Good 4, Weather: Fine, Rail Position: +9m

Section	Overall	1000m	800m	600m	400m	200m
Section Times	1:11.99 [1] (0:14.06)	0:57.93 [9] (0:11.04)	0:46.89 [9] (0:11.63)	0:35.26 [10] (0:11.85)	0:23.41 [9] (0:11.29)	0:12.12 [5] (0:12.12)
Average Speed [km/h]	51.2	65.5	61.6	60.4	63.9	59.4
Top Speed [km/h]	68.3	68.3	63.6	61.8	64.7	62.7
Avg. Dist. to Rail [m]	0.4	0.8	0.8	0.8	2.4	3.1
Avg. Stride Freq. [Hz]	2.2	2.4	2.3	2.3	2.4	2.3
Avg. Stride Length [m]	6.3	7.6	7.4	7.4	7.5	7.1



- [] Ranking at each section and finish
- .-.- No data available at this section
- NA No data available



Horse/Jockey Name	Pangaea
Final Rank	2
Fastest Section Time (Section)	0:11.18 (1000m)
Top Speed [km/h] (Section)	67.9 (Overall)
Race State	Finished



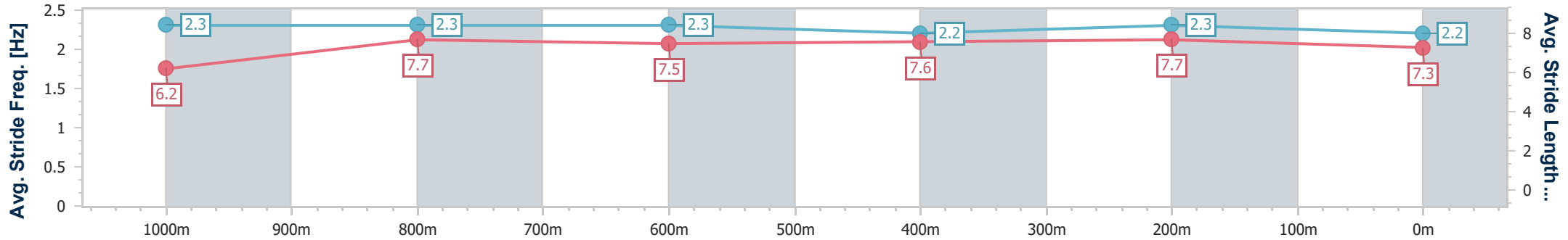
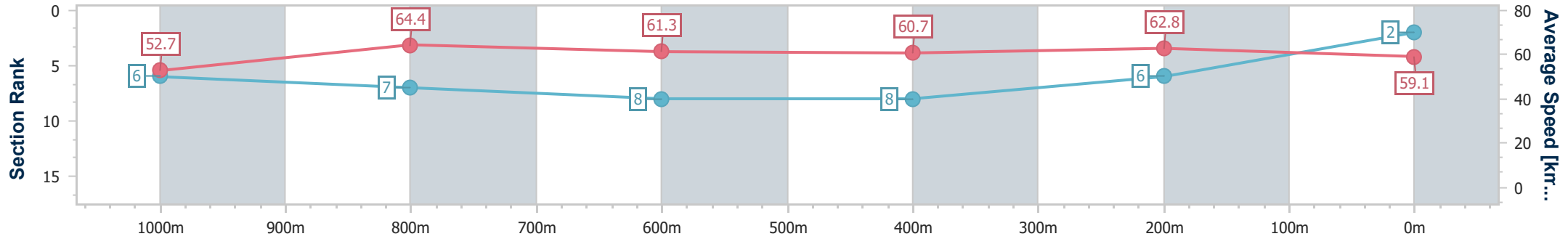
Sunshine Coast QLD Professional
Race 4: COTTON TREE MEATS QTIS Three-Year-Old Maiden
Handicap - 1200m



28 May 2023 - 15:02

Track Rating: Good 4, Weather: Fine, Rail Position: +9m

Section	Overall	1000m	800m	600m	400m	200m
Section Times	1:12.15 [2] (0:13.66)	0:58.49 [6] (0:11.18)	0:47.31 [7] (0:11.76)	0:35.55 [8] (0:11.87)	0:23.68 [8] (0:11.48)	0:12.20 [6]
Average Speed [km/h]	52.7	64.4	61.3	60.7	62.8	59.1
Top Speed [km/h]	67.9	67.1	63.7	62.2	64.2	61.9
Avg. Dist. to Rail [m]	1.6	0.3	0.2	0.7	3.1	3.4
Avg. Stride Freq. [Hz]	2.3	2.3	2.3	2.2	2.3	2.2
Avg. Stride Length [m]	6.2	7.7	7.5	7.6	7.7	7.3



- [] Ranking at each section and finish
- .-.- No data available at this section
- NA No data available



Horse/Jockey Name	Ivanov
Final Rank	3
Fastest Section Time (Section)	0:10.94 (1000m)
Top Speed [km/h] (Section)	67.6 (1000m)
Race State	Finished



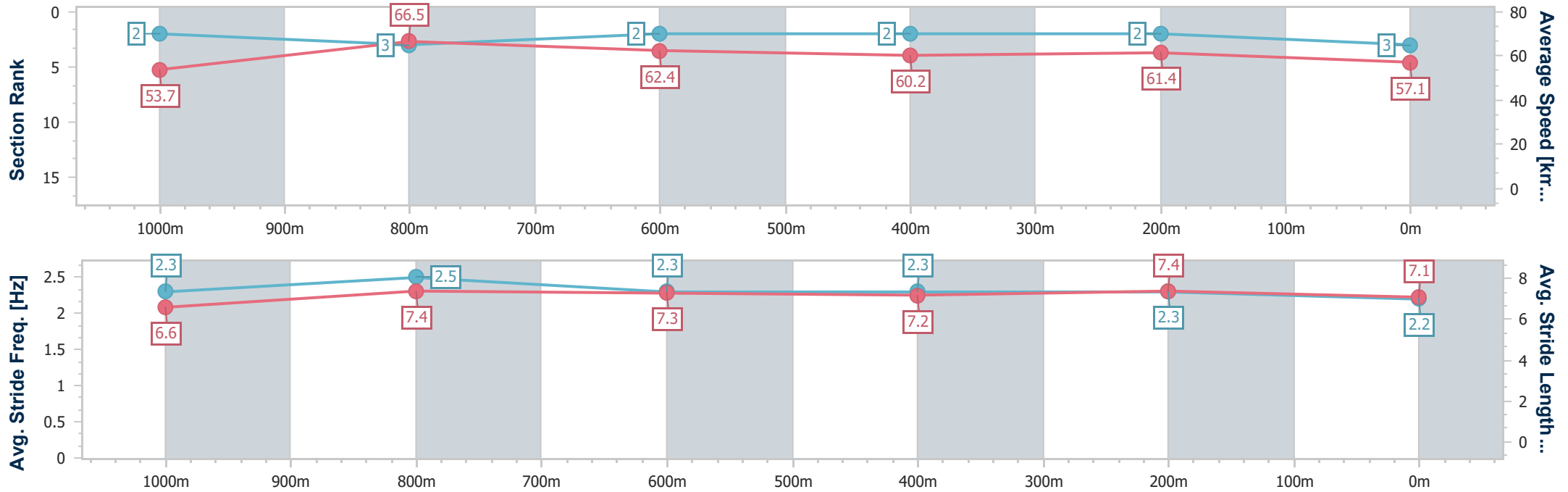
Sunshine Coast QLD Professional
Race 4: COTTON TREE MEATS QTIS Three-Year-Old Maiden Handicap - 1200m



28 May 2023 - 15:02

Track Rating: Good 4, Weather: Fine, Rail Position: +9m

Section	Overall	1000m	800m	600m	400m	200m
Section Times	1:12.20 [3] (0:13.41)	0:58.79 [2] (0:10.94)	0:47.85 [3] (0:11.62)	0:36.23 [2] (0:11.90)	0:24.33 [2] (0:11.73)	0:12.60 [2] (0:12.60)
Average Speed [km/h]	53.7	66.5	62.4	60.2	61.4	57.1
Top Speed [km/h]	67.5	67.6	65.4	61.0	61.7	60.4
Avg. Dist. to Rail [m]	9.8	5.3	1.2	0.9	0.4	0.4
Avg. Stride Freq. [Hz]	2.3	2.5	2.3	2.3	2.3	2.2
Avg. Stride Length [m]	6.6	7.4	7.3	7.2	7.4	7.1



- [] Ranking at each section and finish
- .-.- No data available at this section
- NA No data available



Horse/Jockey Name	Whiz By
Final Rank	4
Fastest Section Time (Section)	0:11.01 (1000m)
Top Speed [km/h] (Section)	68.0 (Overall)
Race State	Finished

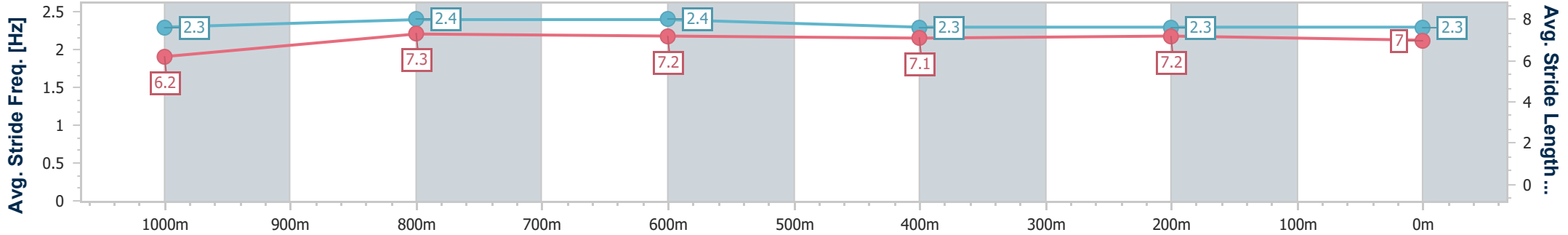
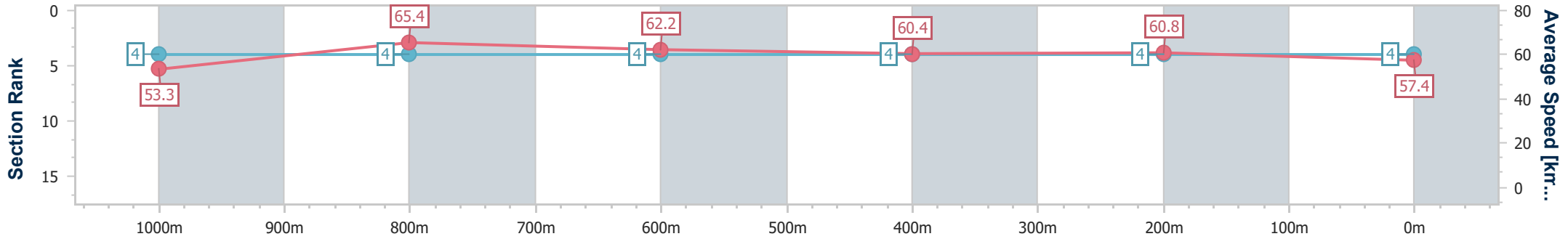


Sunshine Coast QLD Professional
 Race 4: COTTON TREE MEATS QTIS Three-Year-Old Maiden Handicap - 1200m
 28 May 2023 - 15:02



Track Rating: Good 4, Weather: Fine, Rail Position: +9m

Section	Overall	1000m	800m	600m	400m	200m
Section Times	1:12.29 [4] (0:13.52)	0:58.77 [4] (0:11.01)	0:47.76 [4] (0:11.55)	0:36.21 [4] (0:11.84)	0:24.37 [4] (0:11.83)	0:12.54 [4] (0:12.54)
Average Speed [km/h]	53.3	65.4	62.2	60.4	60.8	57.4
Top Speed [km/h]	68.0	67.4	64.2	61.5	61.1	61.0
Avg. Dist. to Rail [m]	4.2	1.4	1.0	1.6	0.7	0.4
Avg. Stride Freq. [Hz]	2.3	2.4	2.4	2.3	2.3	2.3
Avg. Stride Length [m]	6.2	7.3	7.2	7.1	7.2	7.0



- [] Ranking at each section and finish
- .-.- No data available at this section
- NA No data available



Horse/Jockey Name	Love Tonight
Final Rank	5
Fastest Section Time (Section)	0:11.06 (1000m)
Top Speed [km/h] (Section)	67.2 (1000m)
Race State	Finished



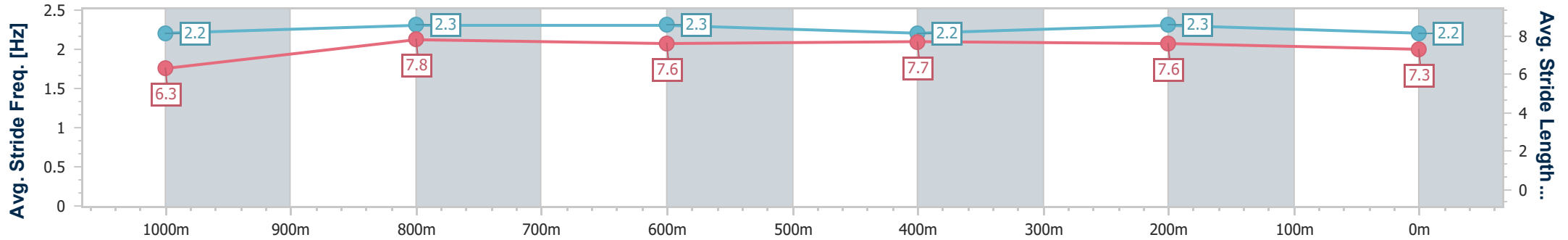
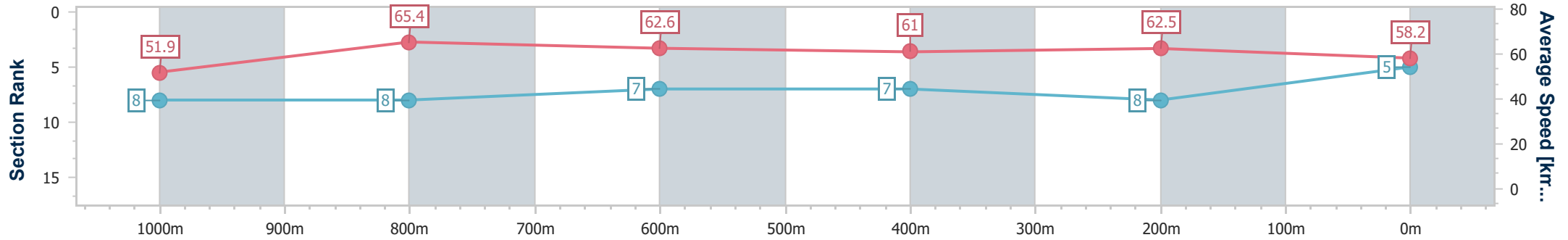
Sunshine Coast QLD Professional
 Race 4: COTTON TREE MEATS QTIS Three-Year-Old Maiden
 Handicap - 1200m



28 May 2023 - 15:02

Track Rating: Good 4, Weather: Fine, Rail Position: +9m

Section	Overall	1000m	800m	600m	400m	200m
Section Times	1:12.34 [5] (0:13.90)	0:58.44 [8] (0:11.06)	0:47.38 [8] (0:11.59)	0:35.79 [7] (0:11.90)	0:23.89 [7] (0:11.53)	0:12.36 [8]
Average Speed [km/h]	51.9	65.4	62.6	61.0	62.5	58.2
Top Speed [km/h]	66.4	67.2	63.9	62.4	63.6	61.1
Avg. Dist. to Rail [m]	6.7	1.6	1.3	1.2	4.4	5.7
Avg. Stride Freq. [Hz]	2.2	2.3	2.3	2.2	2.3	2.2
Avg. Stride Length [m]	6.3	7.8	7.6	7.7	7.6	7.3



- [] Ranking at each section and finish
- .-.- No data available at this section
- NA No data available



Horse/Jockey Name	Ashilla
Final Rank	6
Fastest Section Time (Section)	0:10.87 (1000m)
Top Speed [km/h] (Section)	68.3 (Overall)
Race State	Finished

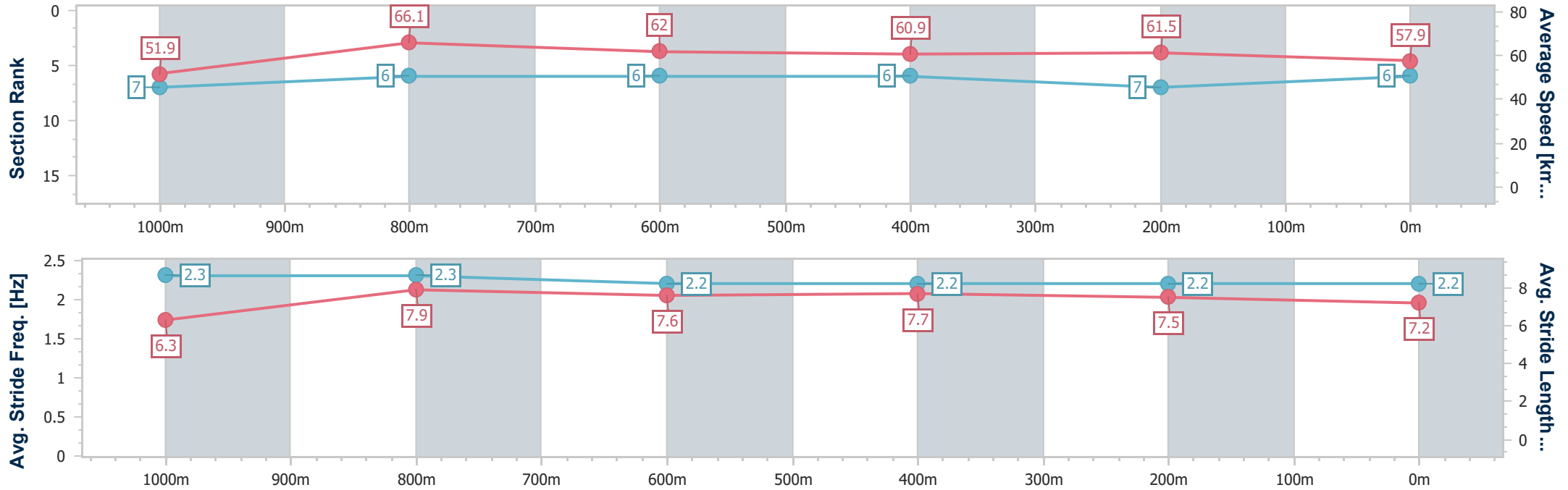


Sunshine Coast QLD Professional
 Race 4: COTTON TREE MEATS QTIS Three-Year-Old Maiden
 Handicap - 1200m
 28 May 2023 - 15:02



Track Rating: Good 4, Weather: Fine, Rail Position: +9m

Section	Overall	1000m	800m	600m	400m	200m
Section Times	1:12.40 [6] (0:13.87)	0:58.53 [7] (0:10.87)	0:47.66 [6] (0:11.60)	0:36.06 [6] (0:11.90)	0:24.16 [6] (0:11.73)	0:12.43 [7] (0:12.43)
Average Speed [km/h]	51.9	66.1	62.0	60.9	61.5	57.9
Top Speed [km/h]	68.3	68.1	64.5	62.2	62.2	61.2
Avg. Dist. to Rail [m]	1.8	0.4	0.4	1.4	4.8	5.3
Avg. Stride Freq. [Hz]	2.3	2.3	2.2	2.2	2.2	2.2
Avg. Stride Length [m]	6.3	7.9	7.6	7.7	7.5	7.2



- [] Ranking at each section and finish
- .-.- No data available at this section
- NA No data available



Horse/Jockey Name	On The Target
Final Rank	7
Fastest Section Time (Section)	0:10.93 (1000m)
Top Speed [km/h] (Section)	68.6 (Overall)
Race State	Finished

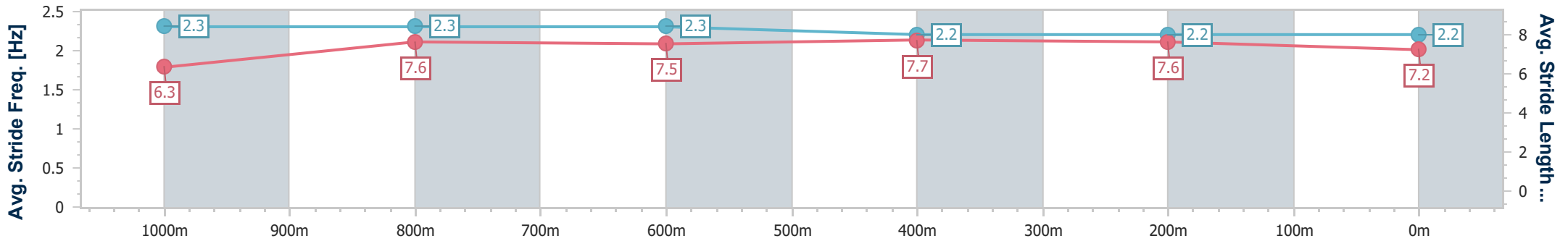
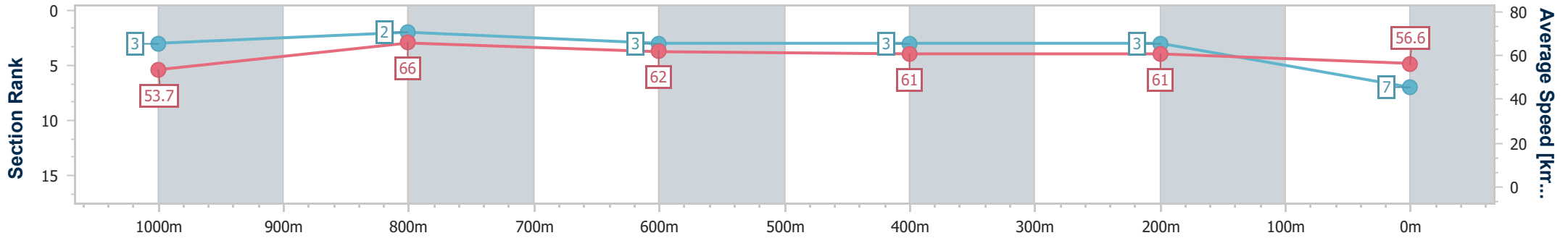


Sunshine Coast QLD Professional
 Race 4: COTTON TREE MEATS QTIS Three-Year-Old Maiden Handicap - 1200m
 28 May 2023 - 15:02



Track Rating: Good 4, Weather: Fine, Rail Position: +9m

Section	Overall	1000m	800m	600m	400m	200m
Section Times	1:12.44 [7] (0:13.42)	0:59.02 [3] (0:10.93)	0:48.09 [2] (0:11.68)	0:36.41 [3] (0:11.88)	0:24.53 [3] (0:11.79)	0:12.74 [3] (0:12.74)
Average Speed [km/h]	53.7	66.0	62.0	61.0	61.0	56.6
Top Speed [km/h]	68.6	68.4	63.9	62.0	61.8	61.1
Avg. Dist. to Rail [m]	3.8	1.6	1.0	0.8	2.6	3.1
Avg. Stride Freq. [Hz]	2.3	2.3	2.3	2.2	2.2	2.2
Avg. Stride Length [m]	6.3	7.6	7.5	7.7	7.6	7.2



- [] Ranking at each section and finish
- .-.- No data available at this section
- NA No data available



Horse/Jockey Name	In Barcelona
Final Rank	8
Fastest Section Time (Section)	0:10.86 (1000m)
Top Speed [km/h] (Section)	69.3 (1000m)
Race State	Finished

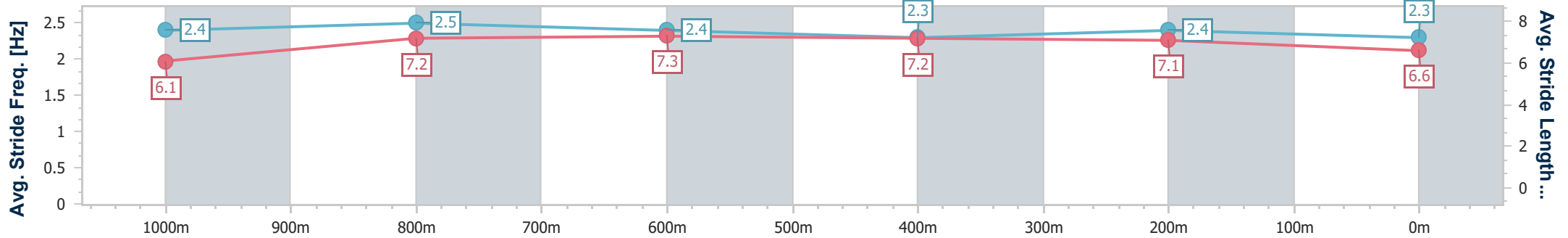
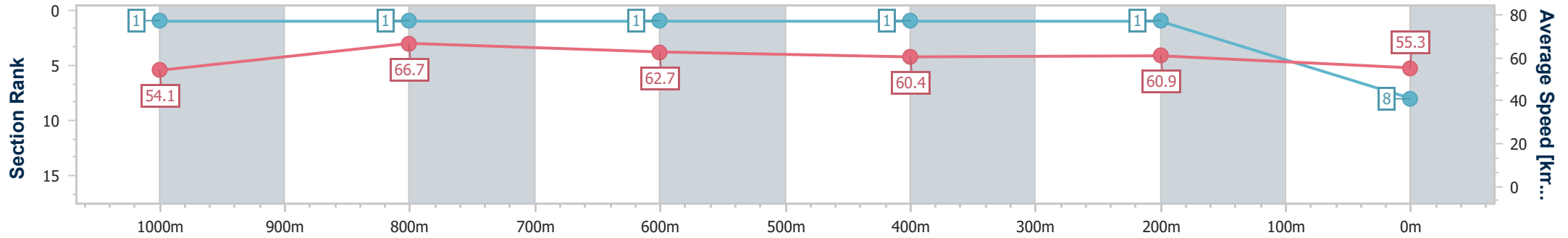


Sunshine Coast QLD Professional
 Race 4: COTTON TREE MEATS QTIS Three-Year-Old Maiden
 Handicap - 1200m
 28 May 2023 - 15:02



Track Rating: Good 4, Weather: Fine, Rail Position: +9m

Section	Overall	1000m	800m	600m	400m	200m
Section Times	1:12.46 [8] (0:13.33)	0:59.13 [1] (0:10.86)	0:48.27 [1] (0:11.52)	0:36.75 [1] (0:11.93)	0:24.82 [1] (0:11.82)	0:13.00 [1] (0:13.00)
Average Speed [km/h]	54.1	66.7	62.7	60.4	60.9	55.3
Top Speed [km/h]	68.8	69.3	65.3	61.6	62.3	59.8
Avg. Dist. to Rail [m]	6.7	3.1	0.6	0.4	0.7	1.0
Avg. Stride Freq. [Hz]	2.4	2.5	2.4	2.3	2.4	2.3
Avg. Stride Length [m]	6.1	7.2	7.3	7.2	7.1	6.6



- [] Ranking at each section and finish
- .-.- No data available at this section
- NA No data available



Horse/Jockey Name	Grand Academy
Final Rank	9
Fastest Section Time (Section)	0:11.21 (1000m)
Top Speed [km/h] (Section)	67.0 (1000m)
Race State	Finished



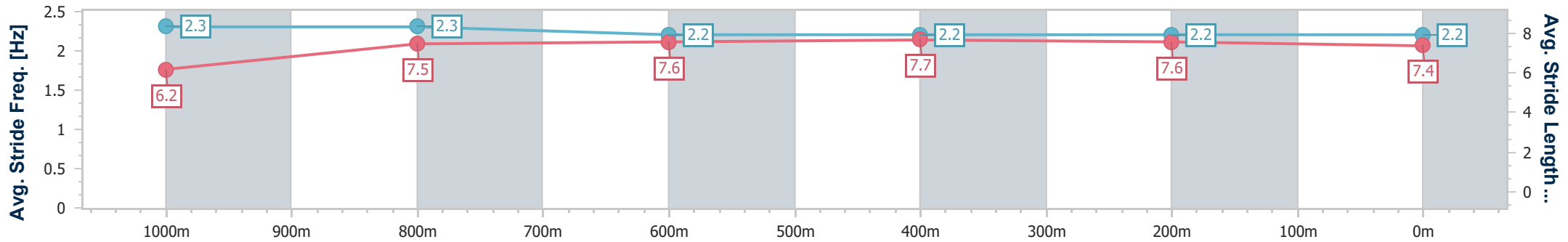
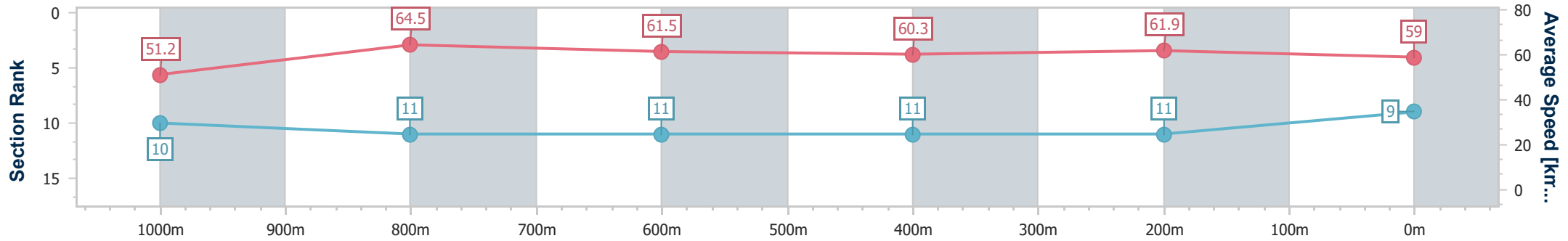
Sunshine Coast QLD Professional
 Race 4: COTTON TREE MEATS QTIS Three-Year-Old Maiden
 Handicap - 1200m



28 May 2023 - 15:02

Track Rating: Good 4, Weather: Fine, Rail Position: +9m

Section	Overall	1000m	800m	600m	400m	200m
Section Times	1:12.89 [9] (0:14.07)	0:58.82 [10] (0:11.21)	0:47.61 [11] (0:11.74)	0:35.87 [11] (0:12.03)	0:23.84 [11] (0:11.63)	0:12.21 [11] (0:12.21)
Average Speed [km/h]	51.2	64.5	61.5	60.3	61.9	59.0
Top Speed [km/h]	65.6	67.0	63.0	61.6	62.5	62.4
Avg. Dist. to Rail [m]	4.4	1.8	0.5	1.4	3.0	0.7
Avg. Stride Freq. [Hz]	2.3	2.3	2.2	2.2	2.2	2.2
Avg. Stride Length [m]	6.2	7.5	7.6	7.7	7.6	7.4



- [] Ranking at each section and finish
- .-.- No data available at this section
- NA No data available



Horse/Jockey Name	Ma's Epic
Final Rank	10
Fastest Section Time (Section)	0:11.00 (1000m)
Top Speed [km/h] (Section)	68.3 (Overall)
Race State	Finished



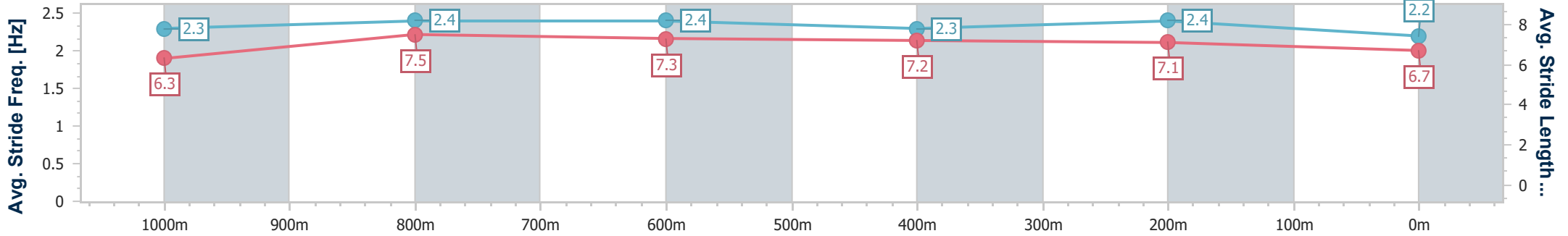
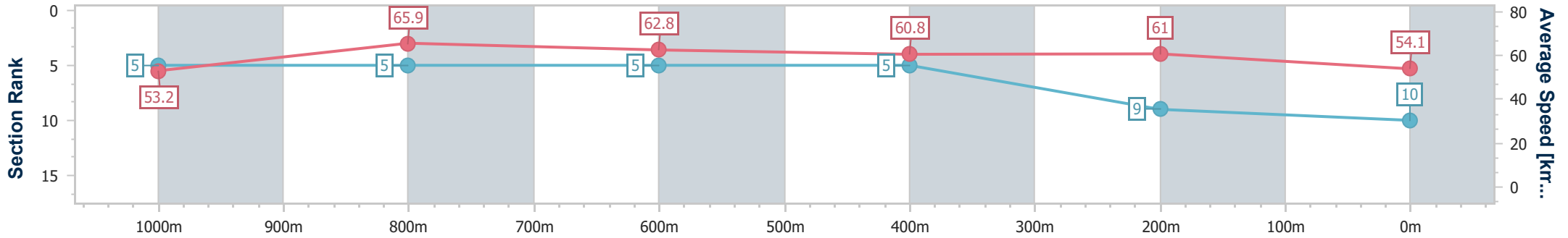
Sunshine Coast QLD Professional
 Race 4: COTTON TREE MEATS QTIS Three-Year-Old Maiden
 Handicap - 1200m



28 May 2023 - 15:02

Track Rating: Good 4, Weather: Fine, Rail Position: +9m

Section	Overall	1000m	800m	600m	400m	200m
Section Times	1:13.33 [10] (0:13.55)	0:59.78 [5] (0:11.00)	0:48.78 [5] (0:11.65)	0:37.13 [5] (0:12.01)	0:25.12 [5] (0:11.80)	0:13.32 [9] (0:13.32)
Average Speed [km/h]	53.2	65.9	62.8	60.8	61.0	54.1
Top Speed [km/h]	68.3	68.1	64.2	62.5	62.4	58.9
Avg. Dist. to Rail [m]	8.8	3.0	2.6	2.6	4.6	4.5
Avg. Stride Freq. [Hz]	2.3	2.4	2.4	2.3	2.4	2.2
Avg. Stride Length [m]	6.3	7.5	7.3	7.2	7.1	6.7



- [] Ranking at each section and finish
- .-.- No data available at this section
- NA No data available



Horse/Jockey Name	Panther Power
Final Rank	11
Fastest Section Time (Section)	0:11.06 (1000m)
Top Speed [km/h] (Section)	67.8 (1000m)
Race State	Finished

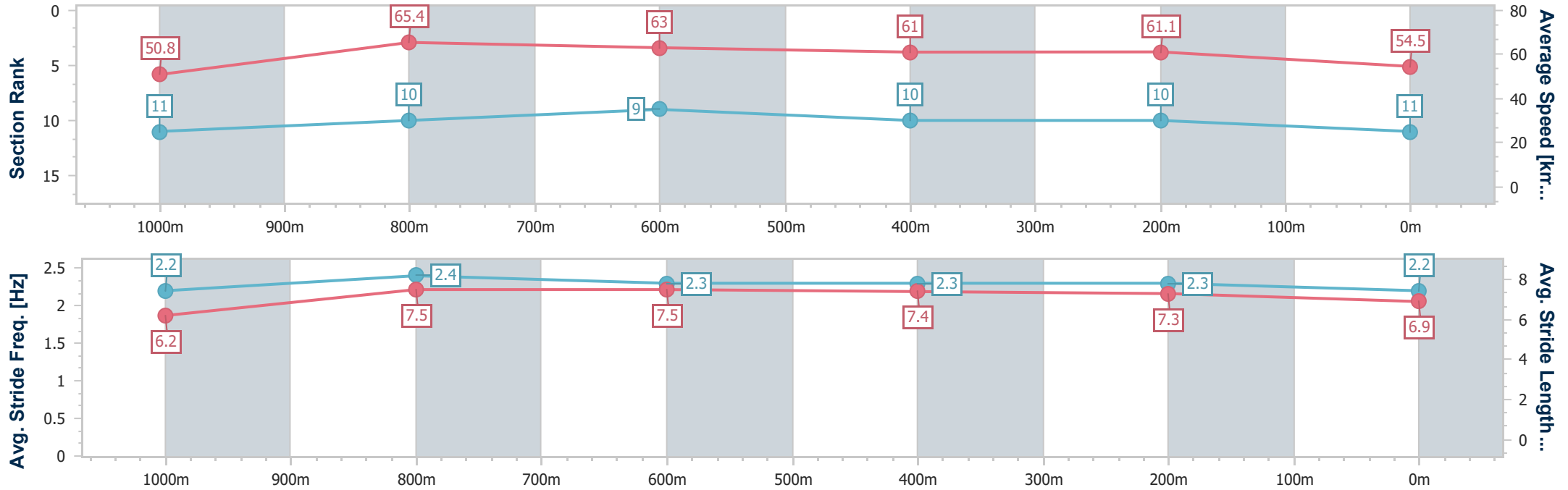


Sunshine Coast QLD Professional
 Race 4: COTTON TREE MEATS QTIS Three-Year-Old Maiden
 Handicap - 1200m
 28 May 2023 - 15:02



Track Rating: Good 4, Weather: Fine, Rail Position: +9m

Section	Overall	1000m	800m	600m	400m	200m
Section Times	1:13.62 [11] (0:14.18)	0:59.44 [11] (0:11.06)	0:48.38 [10] (0:11.47)	0:36.91 [9] (0:11.89)	0:25.02 [10] (0:11.80)	0:13.22 [10] (0:13.22)
Average Speed [km/h]	50.8	65.4	63.0	61.0	61.1	54.5
Top Speed [km/h]	66.9	67.8	64.0	62.8	63.0	58.6
Avg. Dist. to Rail [m]	2.5	2.0	1.0	1.1	3.9	3.7
Avg. Stride Freq. [Hz]	2.2	2.4	2.3	2.3	2.3	2.2
Avg. Stride Length [m]	6.2	7.5	7.5	7.4	7.3	6.9



- [] Ranking at each section and finish
- .-.- No data available at this section
- NA No data available



Horse/Jockey Name	Star Of Peru
Final Rank	12
Fastest Section Time (Section)	0:11.37 (1000m)
Top Speed [km/h] (Section)	66.6 (Overall)
Race State	Finished

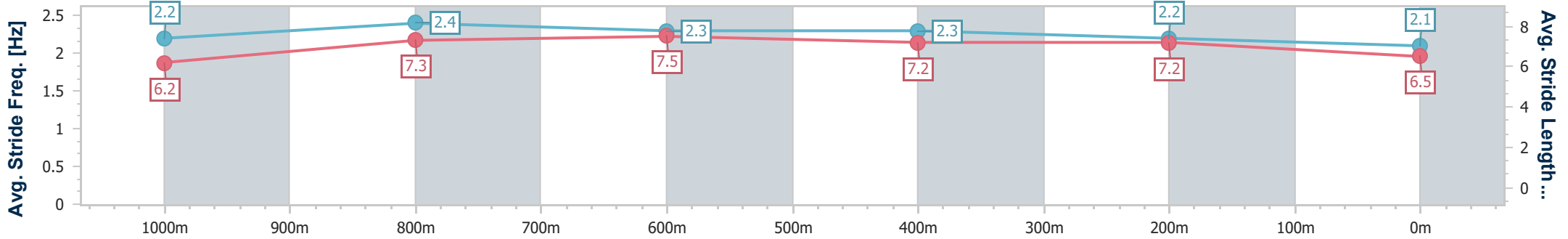
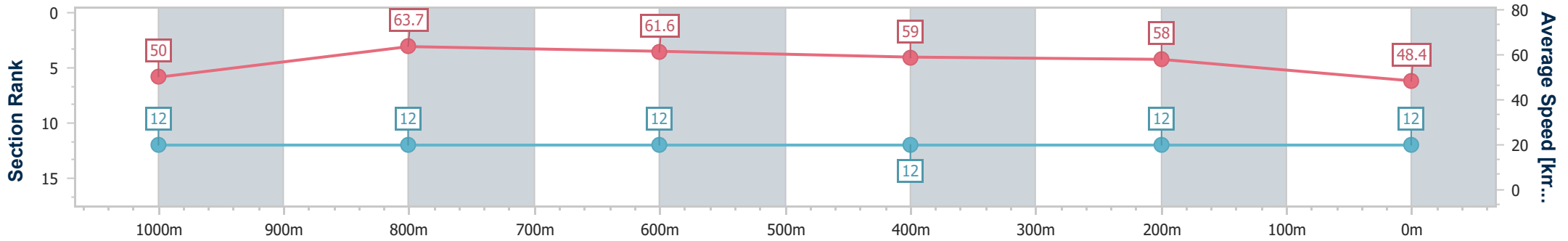


Sunshine Coast QLD Professional
 Race 4: COTTON TREE MEATS QTIS Three-Year-Old Maiden Handicap - 1200m
 28 May 2023 - 15:02



Track Rating: Good 4, Weather: Fine, Rail Position: +9m

Section	Overall	1000m	800m	600m	400m	200m
Section Times	1:16.96 [12] (0:14.39)	1:02.57 [12] (0:11.37)	0:51.20 [12] (0:11.70)	0:39.50 [12] (0:12.21)	0:27.29 [12] (0:12.42)	0:14.87 [12] (0:14.87)
Average Speed [km/h]	50.0	63.7	61.6	59.0	58.0	48.4
Top Speed [km/h]	66.6	66.3	62.9	61.4	59.8	53.8
Avg. Dist. to Rail [m]	4.3	0.8	0.4	0.4	0.5	0.2
Avg. Stride Freq. [Hz]	2.2	2.4	2.3	2.3	2.2	2.1
Avg. Stride Length [m]	6.2	7.3	7.5	7.2	7.2	6.5



- [] Ranking at each section and finish
- .-.- No data available at this section
- NA No data available