



Toowoomba QLD Professional

Race 7: AUSTEC QTIS Three-Year-Old BENCHMARK 60 Handicap - 1200m

27 May 2023 - 20:13



Track Rating: Good 4, Weather: Fine, Rail Position: True

Section		Overall	1000m	800m	600m	400m	200m	Last 600m					
Field Times		1:12.95 (0:13.59)	0:59.36 (0:11.17)	0:48.19 (0:11.68)	0:36.51 (0:11.90)	0:24.61 (0:11.97)	0:12.64 (0:12.64)	0:36.51					
Rank	TAB Horse/Jockey	Barrier	Top Speed [km/h]	Fastest Section	Margin							Distance Travelled [m]	
1	2 MATILLY Justin Stanley	2	66.1 Overall	0:11.17 1000m	1:12.95 [1] (0:13.59)	0:59.36 [1] (0:11.17)	0:48.19 [1] (0:11.68)	0:36.51 [1] (0:11.96)	0:24.55 [1] (0:11.98)	0:12.57 [2] (0:12.57)	1:12.95	0:36.51	
2	5 IRISH MAUDIE Tiffani Brooker	7	65.9 1000m	0:11.26 1000m	1:13.12 [2] (0:13.89)	0:59.23 [4] (0:11.26)	0:47.97 [4] (0:11.63)	0:36.34 [4] (0:11.56)	0:24.78 [2] (0:11.97)	0:12.81 [1] (0:12.81)	0.8L	0:36.34	+3
3	1 SPOOKY SPIRIT Montanna Savva	3	66.0 1000m	0:11.28 1000m	1:13.34 [3] (0:13.74)	0:59.60 [3] (0:11.28)	0:48.32 [3] (0:11.67)	0:36.65 [3] (0:11.92)	0:24.73 [4] (0:12.05)	0:12.68 [3] (0:12.68)	2.1L	0:36.65	-2
4	7 MY MOSES Alisha Donald	1	64.5 1000m	0:11.34 1000m	1:14.07 [4] (0:14.08)	0:59.99 [5] (0:11.34)	0:48.65 [5] (0:11.68)	0:36.97 [5] (0:12.05)	0:24.92 [5] (0:12.32)	0:12.60 [5] (0:12.60)	6.4L	0:36.97	-2
5	4 BY BY BEAN Nathan Fazackerley	6	65.9 Overall	0:11.28 1000m	1:14.15 [5] (0:13.61)	1:00.54 [2] (0:11.28)	0:49.26 [2] (0:11.69)	0:37.57 [2] (0:11.95)	0:25.62 [3] (0:12.54)	0:13.08 [4] (0:13.08)	6.9L	0:37.57	+2

Scratched: Oly Boom (#6), Flank Speed (#3)



Horse/Jockey Name	Matilly
Final Rank	1
Fastest Section Time (Section)	0:11.17 (1000m)
Top Speed [km/h] (Section)	66.1 (Overall)
Race State	Finished

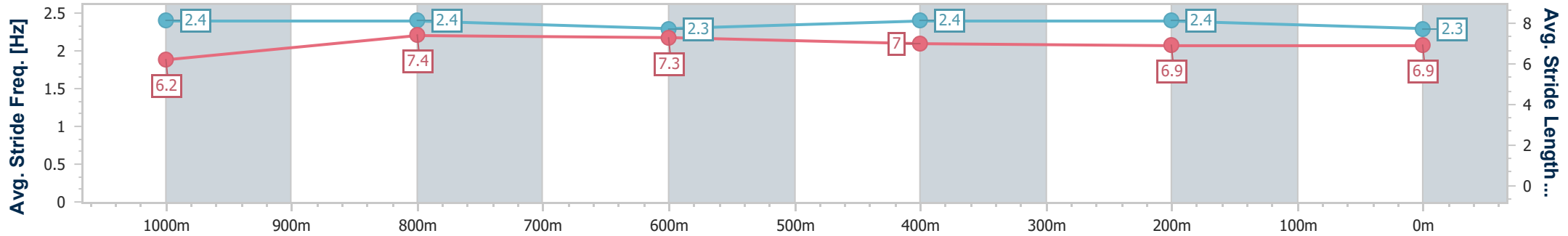
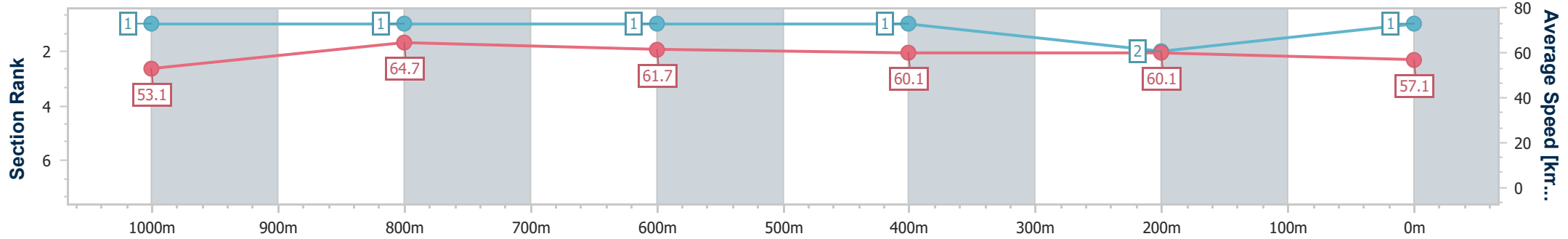


Toowoomba QLD Professional
 Race 7: AUSTEC QTIS Three-Year-Old BENCHMARK 60
 Handicap - 1200m
 27 May 2023 - 20:13



Track Rating: Good 4, Weather: Fine, Rail Position: True

Section	Overall	1000m	800m	600m	400m	200m
Section Times	1:12.95 [1] (0:13.59)	0:59.36 [1] (0:11.17)	0:48.19 [1] (0:11.68)	0:36.51 [1] (0:11.96)	0:24.55 [1] (0:11.98)	0:12.57 [2] (0:12.57)
Average Speed [km/h]	53.1	64.7	61.7	60.1	60.1	57.1
Top Speed [km/h]	66.1	66.1	63.5	61.9	60.8	59.2
Avg. Dist. to Rail [m]	3.4	1.5	0.5	0.5	0.4	1.3
Avg. Stride Freq. [Hz]	2.4	2.4	2.3	2.4	2.4	2.3
Avg. Stride Length [m]	6.2	7.4	7.3	7.0	6.9	6.9



- [] Ranking at each section and finish
- .-.-.- No data available at this section
- NA No data available



Horse/Jockey Name	Irish Maudie
Final Rank	2
Fastest Section Time (Section)	0:11.26 (1000m)
Top Speed [km/h] (Section)	65.9 (1000m)
Race State	Finished

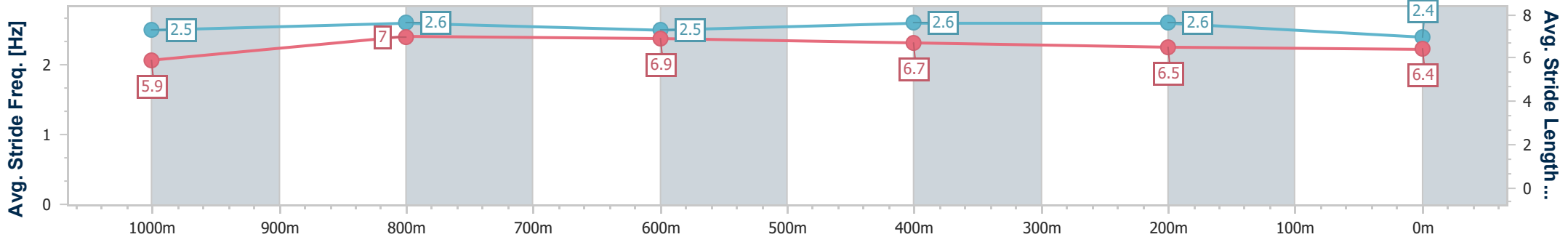
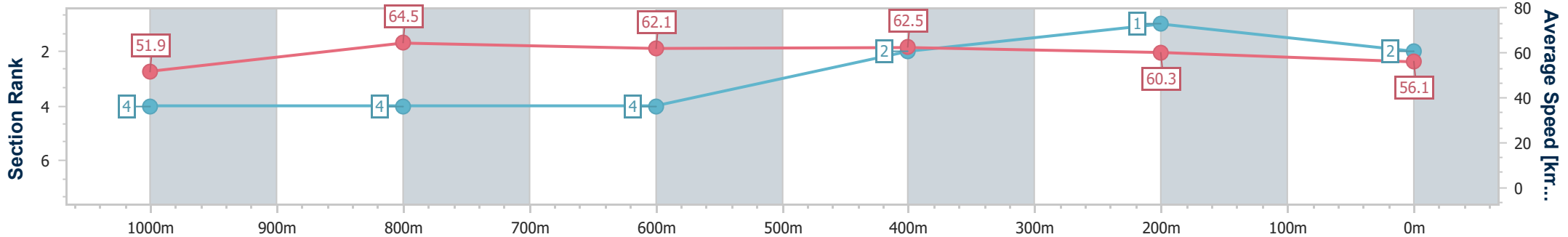


Toowoomba QLD Professional
 Race 7: AUSTEC QTIS Three-Year-Old BENCHMARK 60
 Handicap - 1200m
 27 May 2023 - 20:13



Track Rating: Good 4, Weather: Fine, Rail Position: True

Section	Overall	1000m	800m	600m	400m	200m
Section Times	1:13.12 [2] (0:13.89)	0:59.23 [4] (0:11.26)	0:47.97 [4] (0:11.63)	0:36.34 [4] (0:11.56)	0:24.78 [2] (0:11.97)	0:12.81 [1] (0:12.81)
Average Speed [km/h]	51.9	64.5	62.1	62.5	60.3	56.1
Top Speed [km/h]	65.7	65.9	62.4	63.6	61.5	59.1
Avg. Dist. to Rail [m]	6.3	2.9	0.8	1.1	1.0	1.6
Avg. Stride Freq. [Hz]	2.5	2.6	2.5	2.6	2.6	2.4
Avg. Stride Length [m]	5.9	7.0	6.9	6.7	6.5	6.4



- [] Ranking at each section and finish
- .-.- No data available at this section
- NA No data available



Horse/Jockey Name	Spooky Spirit
Final Rank	3
Fastest Section Time (Section)	0:11.28 (1000m)
Top Speed [km/h] (Section)	66.0 (1000m)
Race State	Finished

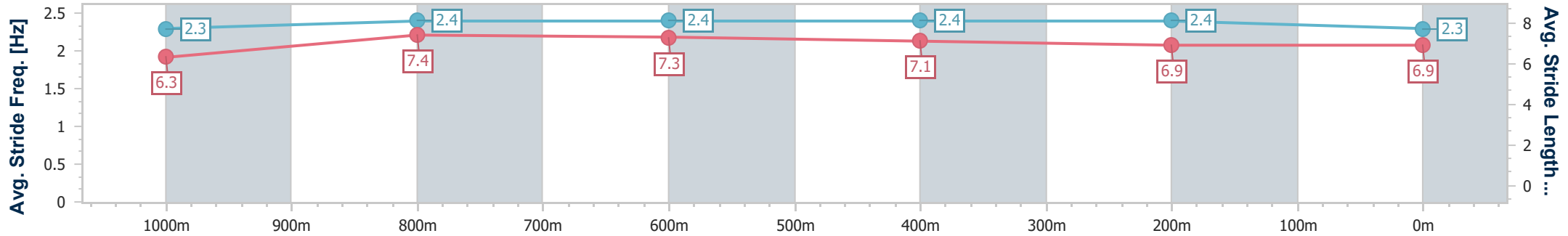
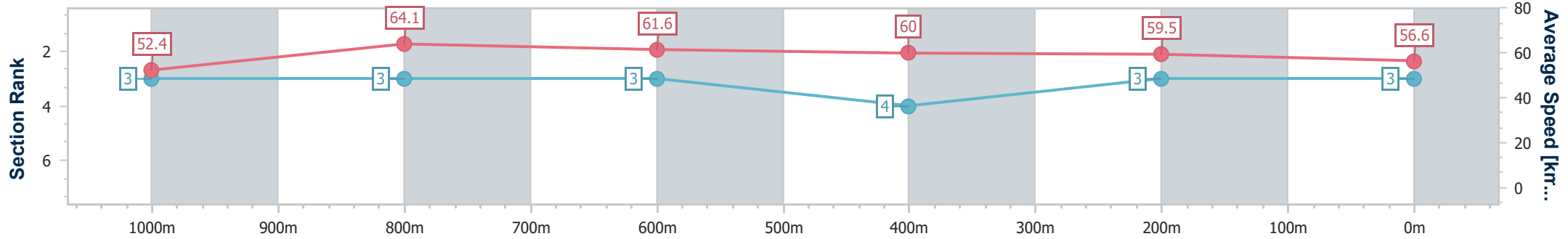


Toowoomba QLD Professional
 Race 7: AUSTEC QTIS Three-Year-Old BENCHMARK 60
 Handicap - 1200m
 27 May 2023 - 20:13



Track Rating: Good 4, Weather: Fine, Rail Position: True

Section	Overall	1000m	800m	600m	400m	200m
Section Times	1:13.34 [3] (0:13.74)	0:59.60 [3] (0:11.28)	0:48.32 [3] (0:11.67)	0:36.65 [3] (0:11.92)	0:24.73 [4] (0:12.05)	0:12.68 [3] (0:12.68)
Average Speed [km/h]	52.4	64.1	61.6	60.0	59.5	56.6
Top Speed [km/h]	65.5	66.0	63.0	61.7	60.6	59.4
Avg. Dist. to Rail [m]	3.9	1.6	0.5	1.1	0.8	0.5
Avg. Stride Freq. [Hz]	2.3	2.4	2.4	2.4	2.4	2.3
Avg. Stride Length [m]	6.3	7.4	7.3	7.1	6.9	6.9



- [] Ranking at each section and finish
- .-.- No data available at this section
- NA No data available



Horse/Jockey Name	My Moses
Final Rank	4
Fastest Section Time (Section)	0:11.34 (1000m)
Top Speed [km/h] (Section)	64.5 (1000m)
Race State	Finished

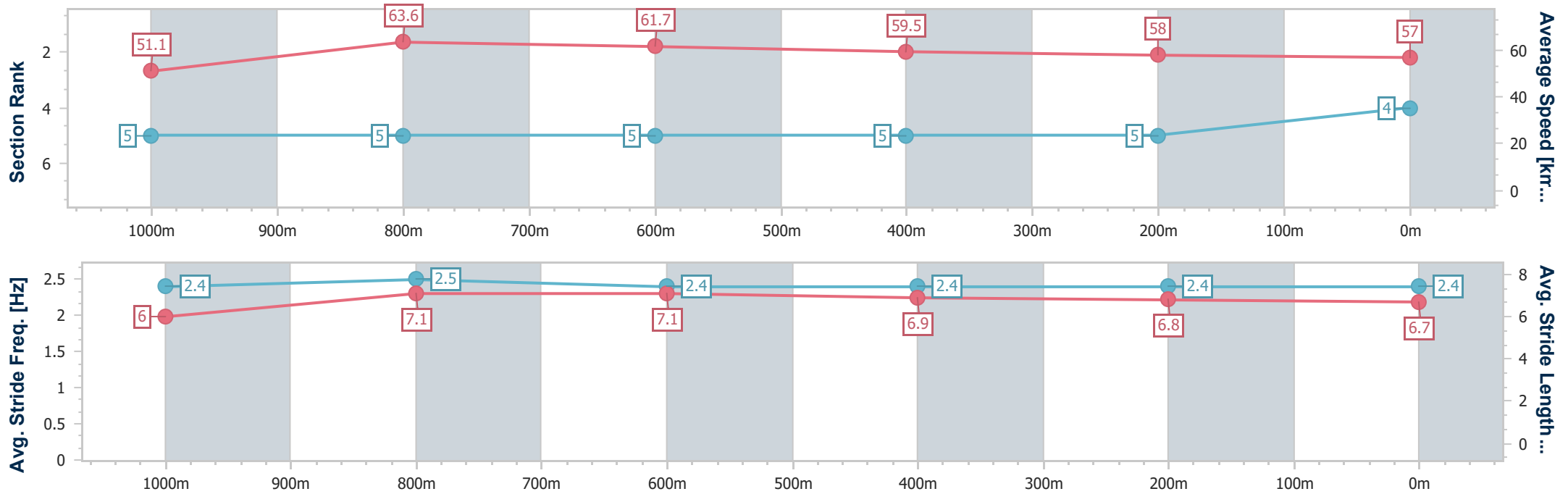


Toowoomba QLD Professional
 Race 7: AUSTEC QTIS Three-Year-Old BENCHMARK 60
 Handicap - 1200m
 27 May 2023 - 20:13



Track Rating: Good 4, Weather: Fine, Rail Position: True

Section	Overall	1000m	800m	600m	400m	200m
Section Times	1:14.07 [4] (0:14.08)	0:59.99 [5] (0:11.34)	0:48.65 [5] (0:11.68)	0:36.97 [5] (0:12.05)	0:24.92 [5] (0:12.32)	0:12.60 [5] (0:12.60)
Average Speed [km/h]	51.1	63.6	61.7	59.5	58.0	57.0
Top Speed [km/h]	63.7	64.5	62.7	62.5	59.2	58.1
Avg. Dist. to Rail [m]	1.3	0.8	0.3	0.9	1.6	1.6
Avg. Stride Freq. [Hz]	2.4	2.5	2.4	2.4	2.4	2.4
Avg. Stride Length [m]	6.0	7.1	7.1	6.9	6.8	6.7



- [] Ranking at each section and finish
- .-.- No data available at this section
- NA No data available



Horse/Jockey Name	By By Bean
Final Rank	5
Fastest Section Time (Section)	0:11.28 (1000m)
Top Speed [km/h] (Section)	65.9 (Overall)
Race State	Finished

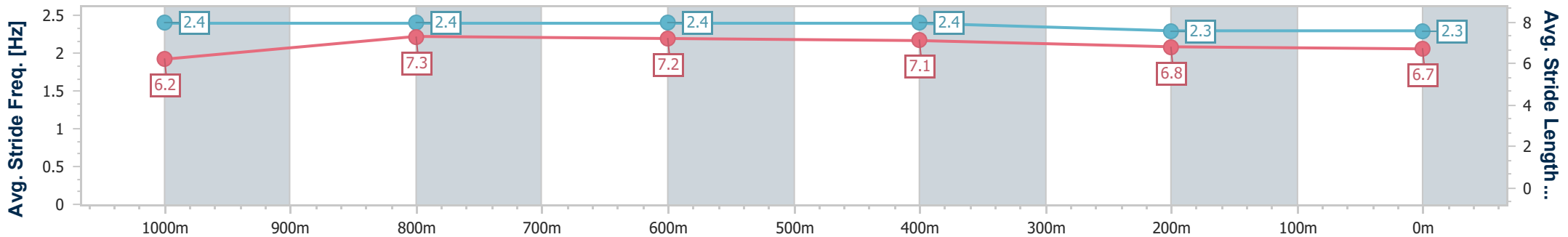
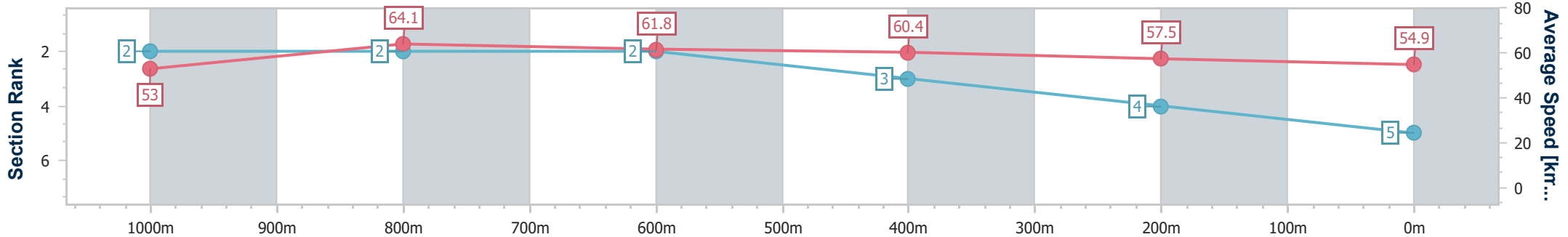


Toowoomba QLD Professional
 Race 7: AUSTEC QTIS Three-Year-Old BENCHMARK 60
 Handicap - 1200m
 27 May 2023 - 20:13



Track Rating: Good 4, Weather: Fine, Rail Position: True

Section	Overall	1000m	800m	600m	400m	200m
Section Times	1:14.15 [5] (0:13.61)	1:00.54 [2] (0:11.28)	0:49.26 [2] (0:11.69)	0:37.57 [2] (0:11.95)	0:25.62 [3] (0:12.54)	0:13.08 [4] (0:13.08)
Average Speed [km/h]	53.0	64.1	61.8	60.4	57.5	54.9
Top Speed [km/h]	65.9	65.7	63.1	61.8	58.9	55.9
Avg. Dist. to Rail [m]	4.9	2.2	0.9	0.6	0.2	1.1
Avg. Stride Freq. [Hz]	2.4	2.4	2.4	2.4	2.3	2.3
Avg. Stride Length [m]	6.2	7.3	7.2	7.1	6.8	6.7



- [] Ranking at each section and finish
- .-.- No data available at this section
- NA No data available