



Toowoomba QLD Professional

Race 5: HAYMANS BENCHMARK 62 Handicap - 1850m

27 May 2023 - 19:12



Track Rating: Good 4, Weather: Fine, Rail Position: True

Section	Field Times	Overall	1600m	1400m	1200m	1000m	800m	600m	Last 600m				
		1:56.26 (0:16.99)	1:39.27 (0:11.26)	1:28.01 (0:11.74)	1:16.27 (0:12.68)	1:03.59 (0:13.41)	0:50.18 (0:12.93)	0:37.25 (0:12.41)	0:37.25				
Rank	TAB Horse/Jockey	Barrier	Top Speed [km/h]	Fastest Section					Distance Travelled [m]				
1	3 VAN GOGH Stacey Callow	2	64.3 1600m	0:11.26 1600m	1:56.26 [1] (0:16.99)	1:39.27 [1] (0:11.26)	1:28.01 [1] (0:11.74)	1:16.27 [1] (0:12.68)	1:03.59 [1] (0:13.41)	0:50.18 [1] (0:12.93)	0:37.25 [1] (0:12.41)	0:37.25	
2	8 SANDGATE ROAD Kenji Yoshida	8	64.5 1600m	0:11.44 1600m	1:56.27 [2] (0:17.68)	1:38.59 [7] (0:11.44)	1:27.15 [6] (0:11.92)	1:15.23 [6] (0:12.57)	1:02.66 [6] (0:13.25)	0:49.41 [6] (0:12.86)	0:36.55 [6] (0:12.14)	0:36.55	+13
3	7 IDLING BY Leeanne McCoy	7	64.0 1600m	0:11.56 1600m	1:56.34 [3] (0:17.42)	1:38.92 [4] (0:11.56)	1:27.36 [5] (0:11.90)	1:15.46 [5] (0:12.50)	1:02.96 [5] (0:13.32)	0:49.64 [5] (0:12.91)	0:36.73 [5] (0:12.29)	0:36.73	+10
4	10 KNEZE Nozi Tomizawa	9	65.0 1600m	0:11.25 1600m	1:56.49 [4] (0:17.47)	1:39.02 [5] (0:11.25)	1:27.77 [4] (0:11.93)	1:15.84 [4] (0:12.68)	1:03.16 [4] (0:13.30)	0:49.86 [4] (0:12.84)	0:37.02 [4] (0:12.23)	0:37.02	+18
5	2 BETTER ETHICS Jake Molloy	11	65.1 1600m	0:11.21 1600m	1:57.20 [5] (0:17.23)	1:39.97 [3] (0:11.21)	1:28.76 [2] (0:11.94)	1:16.82 [2] (0:12.62)	1:04.20 [2] (0:13.33)	0:50.87 [2] (0:12.85)	0:38.02 [2] (0:12.40)	0:38.02	+15
6	4 FIREBOX Justin Stanley	5	64.7 1600m	0:11.34 1600m	1:57.26 [6] (0:17.24)	1:40.02 [2] (0:11.34)	1:28.68 [3] (0:11.95)	1:16.73 [3] (0:12.60)	1:04.13 [3] (0:13.35)	0:50.78 [3] (0:12.79)	0:37.99 [3] (0:12.58)	0:37.99	+8
7	5 OUR SPIDER Rikki Jamieson	4	64.5 1600m	0:11.38 1600m	1:57.65 [7] (0:18.17)	1:39.48 [8] (0:11.38)	1:28.10 [8] (0:11.94)	1:16.16 [8] (0:12.35)	1:03.81 [8] (0:13.38)	0:50.43 [8] (0:12.94)	0:37.49 [8] (0:12.24)	0:37.49	+8
8	11 CONSULAR Sariah Champkin	3	63.5 1600m	0:11.62 1600m	1:58.05 [8] (0:17.58)	1:40.47 [6] (0:11.62)	1:28.85 [7] (0:12.14)	1:16.71 [7] (0:12.42)	1:04.29 [7] (0:13.35)	0:50.94 [7] (0:12.95)	0:37.99 [7] (0:12.49)	0:37.99	+6

Scratched: Chosen Distance (#9), Candy Clouds (#6), Our Castaway (#1)



Toowoomba QLD Professional

Race 5: HAYMANS BENCHMARK 62 Handicap - 1850m

27 May 2023 - 19:12



Track Rating: Good 4, Weather: Fine, Rail Position: True

Section							400m	200m			Last 600m
Field Times							0:24.84 (0:12.22)	0:12.62 (0:12.62)			0:37.25
Rank	TAB	Horse/Jockey	Barrier	Top Speed [km/h]	Fastest Section			Margin			Distance Travelled [m]
1	3	VAN GOGH Stacey Callow	2	64.3 1600m	0:11.26 1600m	0:24.84 [1] (0:12.22)	0:12.62 [1] (0:12.62)	1:56.26			0:37.25
2	8	SANDGATE ROAD Kenji Yoshida	8	64.5 1600m	0:11.44 1600m	0:24.41 [5] (0:12.21)	0:12.20 [4] (0:12.20)	0.1L			0:36.55 +13
3	7	IDLING BY Leeanne McCoy	7	64.0 1600m	0:11.56 1600m	0:24.44 [6] (0:12.20)	0:12.24 [5] (0:12.24)	0.4L			0:36.73 +10
4	10	KNEZE Nozi Tomizawa	9	65.0 1600m	0:11.25 1600m	0:24.79 [3] (0:12.23)	0:12.56 [2] (0:12.56)	1.2L			0:37.02 +18
5	2	BETTER ETHICS Jake Molloy	11	65.1 1600m	0:11.21 1600m	0:25.62 [2] (0:12.51)	0:13.11 [3] (0:13.11)	5.2L			0:38.02 +15
6	4	FIREBOX Justin Stanley	5	64.7 1600m	0:11.34 1600m	0:25.41 [4] (0:12.59)	0:12.82 [6] (0:12.82)	5.5L			0:37.99 +8
7	5	OUR SPIDER Rikki Jamieson	4	64.5 1600m	0:11.38 1600m	0:25.25 [7] (0:12.39)	0:12.86 [7] (0:12.86)	7.8L			0:37.49 +8
8	11	CONSULAR Sariah Champkin	3	63.5 1600m	0:11.62 1600m	0:25.50 [8] (0:12.64)	0:12.86 [8] (0:12.86)	10.1L			0:37.99 +6

Scratched: Chosen Distance (#9), Candy Clouds (#6), Our Castaway (#1)



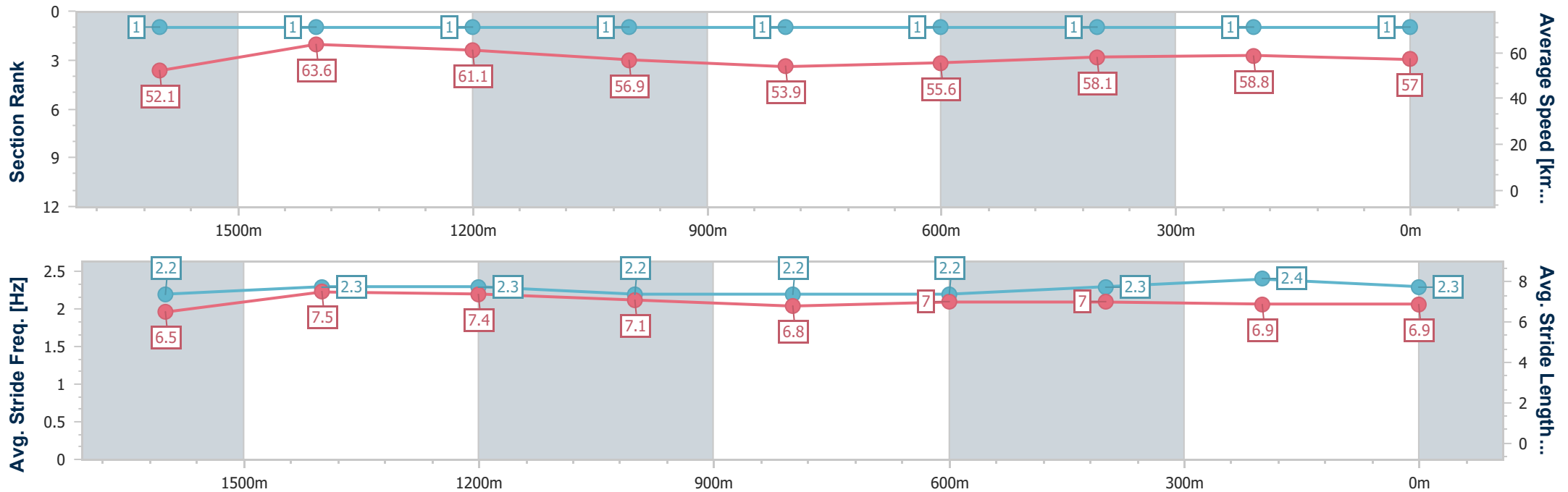
Horse/Jockey Name	Van Gogh
Final Rank	1
Fastest Section Time (Section)	0:11.26 (1600m)
Top Speed [km/h] (Section)	64.3 (1600m)
Race State	Finished



Toowoomba QLD Professional
 Race 5: HAYMANS BENCHMARK 62 Handicap - 1850m
 27 May 2023 - 19:12
 Track Rating: Good 4, Weather: Fine, Rail Position: True



Section	Overall	1600m	1400m	1200m	1000m	800m	600m	400m	200m
Section Times	1:56.26 [1] (0:16.99)	1:39.27 [1] (0:11.26)	1:28.01 [1] (0:11.74)	1:16.27 [1] (0:12.68)	1:03.59 [1] (0:13.41)	0:50.18 [1] (0:12.93)	0:37.25 [1] (0:12.41)	0:24.84 [1] (0:12.22)	0:12.62 [1] (0:12.62)
Average Speed [km/h]	52.1	63.6	61.1	56.9	53.9	55.6	58.1	58.8	57.0
Top Speed [km/h]	63.4	64.3	63.9	58.8	54.5	57.4	59.2	60.0	57.8
Avg. Dist. to Rail [m]	3.5	1.7	0.7	1.1	0.5	0.2	0.2	0.3	0.7
Avg. Stride Freq. [Hz]	2.2	2.3	2.3	2.2	2.2	2.2	2.3	2.4	2.3
Avg. Stride Length [m]	6.5	7.5	7.4	7.1	6.8	7.0	7.0	6.9	6.9



- [] Ranking at each section and finish
- .-.- No data available at this section
- NA No data available



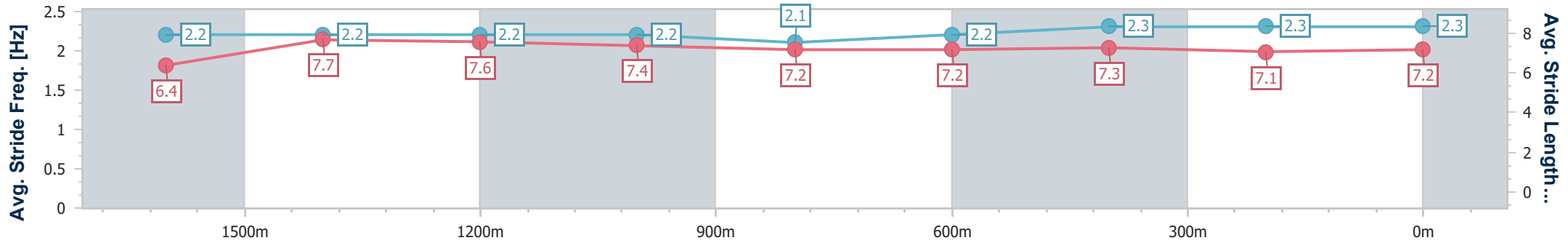
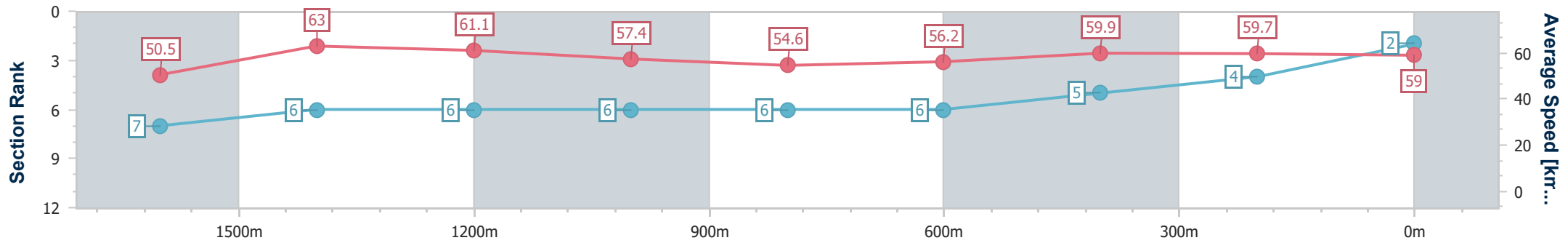
Horse/Jockey Name	Sandgate Road
Final Rank	2
Fastest Section Time (Section)	0:11.44 (1600m)
Top Speed [km/h] (Section)	64.5 (1600m)
Race State	Finished



Toowoomba QLD Professional
 Race 5: HAYMANS BENCHMARK 62 Handicap - 1850m
 27 May 2023 - 19:12
 Track Rating: Good 4, Weather: Fine, Rail Position: True



Section	Overall	1600m	1400m	1200m	1000m	800m	600m	400m	200m
Section Times	1:56.27 [2] (0:17.68)	1:38.59 [7] (0:11.44)	1:27.15 [6] (0:11.92)	1:15.23 [6] (0:12.57)	1:02.66 [6] (0:13.25)	0:49.41 [6] (0:12.86)	0:36.55 [6] (0:12.14)	0:24.41 [5] (0:12.21)	0:12.20 [4] (0:12.20)
Average Speed [km/h]	50.5	63.0	61.1	57.4	54.6	56.2	59.9	59.7	59.0
Top Speed [km/h]	62.4	64.5	63.3	59.6	55.6	59.9	60.7	60.8	60.3
Avg. Dist. to Rail [m]	2.2	1.2	2.1	2.1	1.4	1.0	1.9	3.6	4.5
Avg. Stride Freq. [Hz]	2.2	2.2	2.2	2.2	2.1	2.2	2.3	2.3	2.3
Avg. Stride Length [m]	6.4	7.7	7.6	7.4	7.2	7.2	7.3	7.1	7.2



- [] Ranking at each section and finish
- .-.- No data available at this section
- NA No data available



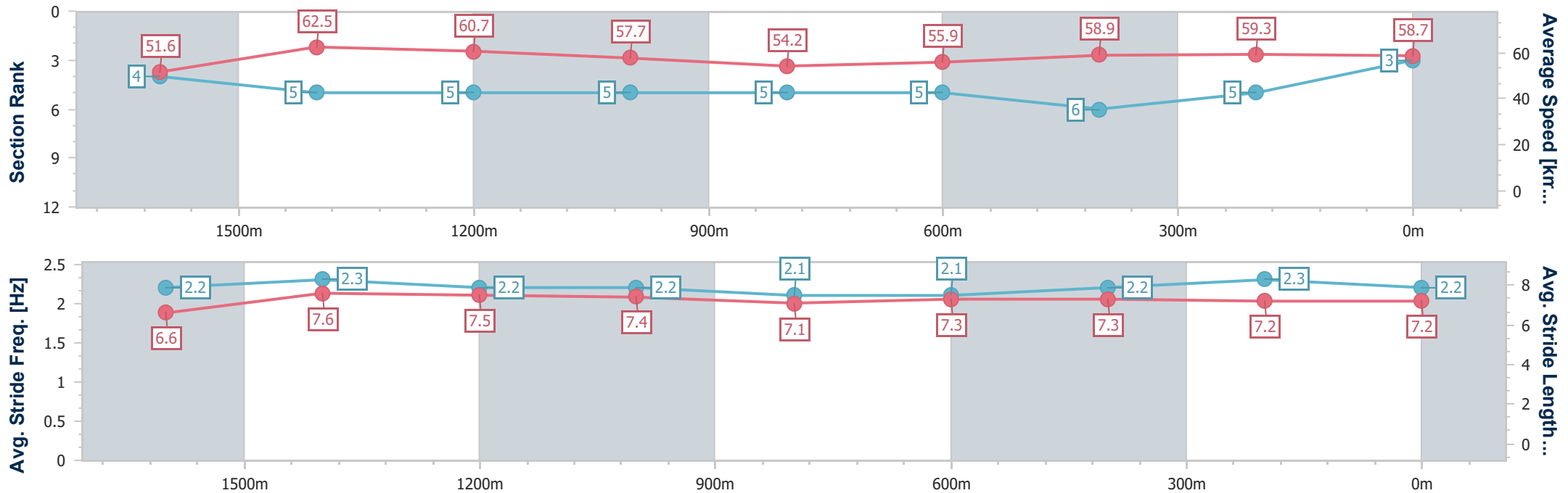
Horse/Jockey Name	Idling By
Final Rank	3
Fastest Section Time (Section)	0:11.56 (1600m)
Top Speed [km/h] (Section)	64.0 (1600m)
Race State	Finished



Toowoomba QLD Professional
 Race 5: HAYMANS BENCHMARK 62 Handicap - 1850m
 27 May 2023 - 19:12
 Track Rating: Good 4, Weather: Fine, Rail Position: True



Section	Overall	1600m	1400m	1200m	1000m	800m	600m	400m	200m
Section Times	1:56.34 [3] (0:17.42)	1:38.92 [4] (0:11.56)	1:27.36 [5] (0:11.90)	1:15.46 [5] (0:12.50)	1:02.96 [5] (0:13.32)	0:49.64 [5] (0:12.91)	0:36.73 [5] (0:12.29)	0:24.44 [6] (0:12.20)	0:12.24 [5] (0:12.24)
Average Speed [km/h]	51.6	62.5	60.7	57.7	54.2	55.9	58.9	59.3	58.7
Top Speed [km/h]	61.8	64.0	63.9	58.9	55.1	58.7	60.0	60.1	59.3
Avg. Dist. to Rail [m]	0.9	0.6	0.6	0.8	0.6	0.6	1.1	1.0	0.5
Avg. Stride Freq. [Hz]	2.2	2.3	2.2	2.2	2.1	2.1	2.2	2.3	2.2
Avg. Stride Length [m]	6.6	7.6	7.5	7.4	7.1	7.3	7.3	7.2	7.2



- [] Ranking at each section and finish
- .-.- No data available at this section
- NA No data available



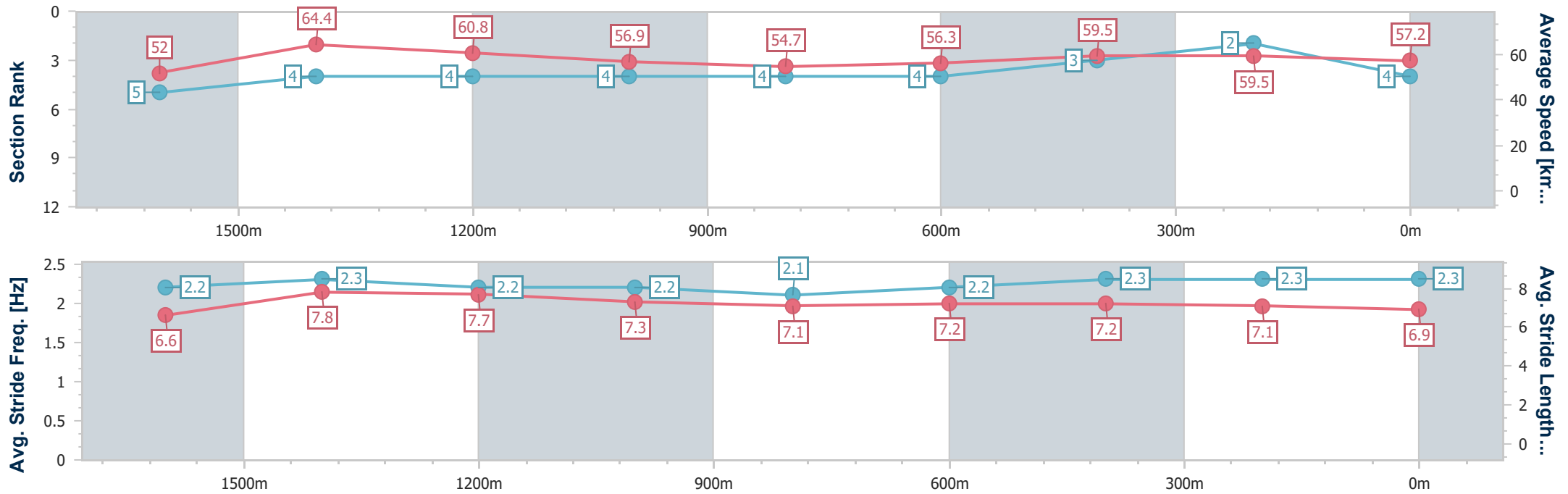
Horse/Jockey Name	Kneze
Final Rank	4
Fastest Section Time (Section)	0:11.25 (1600m)
Top Speed [km/h] (Section)	65.0 (1600m)
Race State	Finished



Toowoomba QLD Professional
 Race 5: HAYMANS BENCHMARK 62 Handicap - 1850m
 27 May 2023 - 19:12
 Track Rating: Good 4, Weather: Fine, Rail Position: True



Section	Overall	1600m	1400m	1200m	1000m	800m	600m	400m	200m
Section Times	1:56.49 [4] (0:17.47)	1:39.02 [5] (0:11.25)	1:27.77 [4] (0:11.93)	1:15.84 [4] (0:12.68)	1:03.16 [4] (0:13.30)	0:49.86 [4] (0:12.84)	0:37.02 [4] (0:12.23)	0:24.79 [3] (0:12.23)	0:12.56 [2] (0:12.56)
Average Speed [km/h]	52.0	64.4	60.8	56.9	54.7	56.3	59.5	59.5	57.2
Top Speed [km/h]	63.7	65.0	64.7	59.0	55.6	59.6	60.9	61.0	58.5
Avg. Dist. to Rail [m]	3.1	1.8	1.7	2.9	2.8	1.6	2.0	2.6	2.9
Avg. Stride Freq. [Hz]	2.2	2.3	2.2	2.2	2.1	2.2	2.3	2.3	2.3
Avg. Stride Length [m]	6.6	7.8	7.7	7.3	7.1	7.2	7.2	7.1	6.9



- [] Ranking at each section and finish
- .-.- No data available at this section
- NA No data available



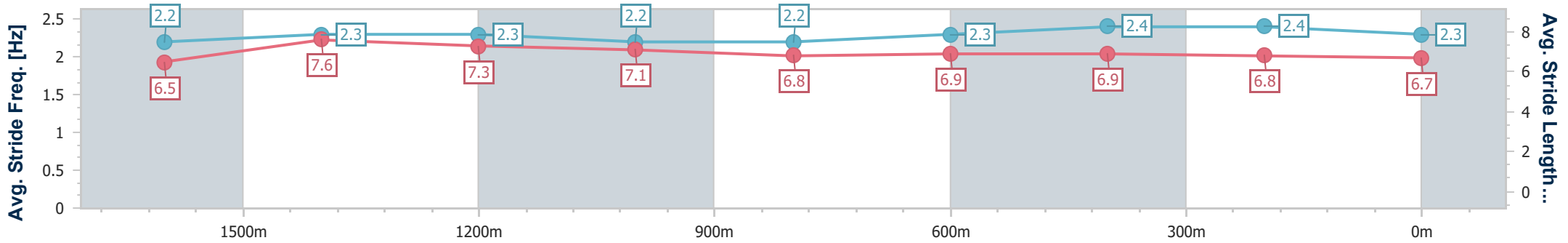
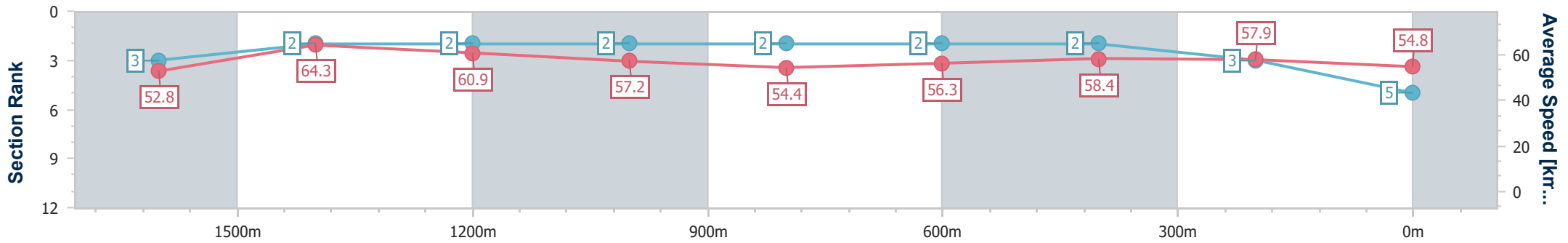
Horse/Jockey Name	Better Ethics
Final Rank	5
Fastest Section Time (Section)	0:11.21 (1600m)
Top Speed [km/h] (Section)	65.1 (1600m)
Race State	Finished



Toowoomba QLD Professional
 Race 5: HAYMANS BENCHMARK 62 Handicap - 1850m
 27 May 2023 - 19:12
 Track Rating: Good 4, Weather: Fine, Rail Position: True



Section	Overall	1600m	1400m	1200m	1000m	800m	600m	400m	200m
Section Times	1:57.20 [5] (0:17.23)	1:39.97 [3] (0:11.21)	1:28.76 [2] (0:11.94)	1:16.82 [2] (0:12.62)	1:04.20 [2] (0:13.33)	0:50.87 [2] (0:12.85)	0:38.02 [2] (0:12.40)	0:25.62 [2] (0:12.51)	0:13.11 [3] (0:13.11)
Average Speed [km/h]	52.8	64.3	60.9	57.2	54.4	56.3	58.4	57.9	54.8
Top Speed [km/h]	64.6	65.1	63.8	59.2	55.2	58.4	58.8	59.0	57.0
Avg. Dist. to Rail [m]	4.3	0.4	1.5	3.3	2.1	1.4	1.0	2.1	2.2
Avg. Stride Freq. [Hz]	2.2	2.3	2.3	2.2	2.2	2.3	2.4	2.4	2.3
Avg. Stride Length [m]	6.5	7.6	7.3	7.1	6.8	6.9	6.9	6.8	6.7



- [] Ranking at each section and finish
- .-.- No data available at this section
- NA No data available



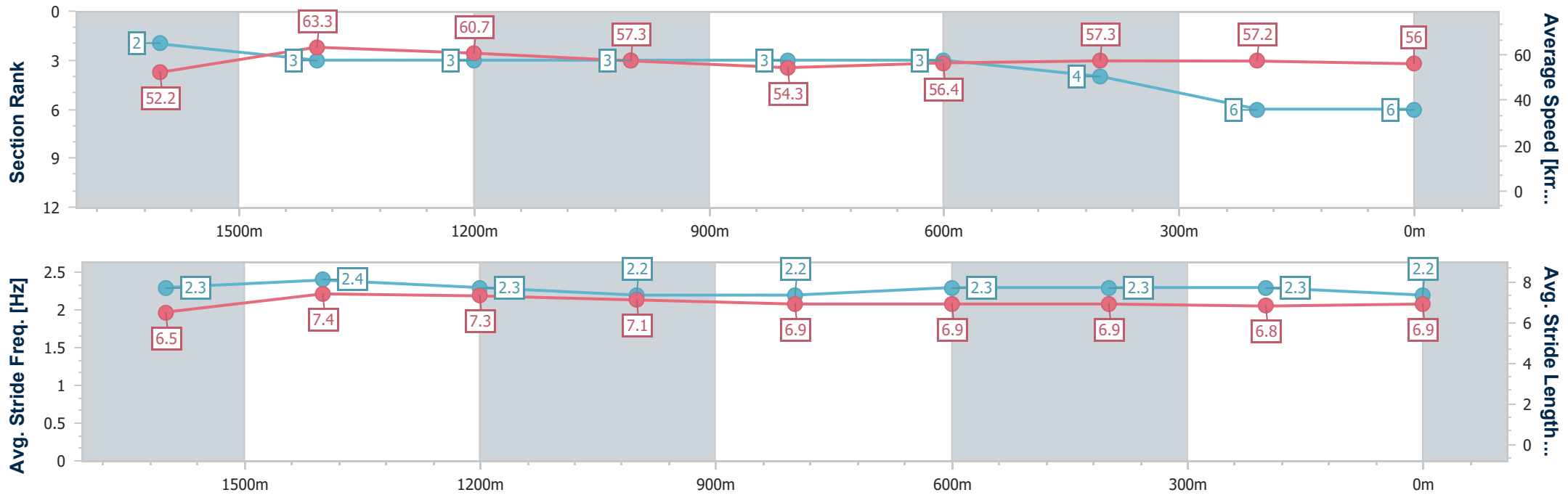
Horse/Jockey Name	Firebox
Final Rank	6
Fastest Section Time (Section)	0:11.34 (1600m)
Top Speed [km/h] (Section)	64.7 (1600m)
Race State	Finished



Toowoomba QLD Professional
 Race 5: HAYMANS BENCHMARK 62 Handicap - 1850m
 27 May 2023 - 19:12
 Track Rating: Good 4, Weather: Fine, Rail Position: True



Section	Overall	1600m	1400m	1200m	1000m	800m	600m	400m	200m
Section Times	1:57.26 [6] (0:17.24)	1:40.02 [2] (0:11.34)	1:28.68 [3] (0:11.95)	1:16.73 [3] (0:12.60)	1:04.13 [3] (0:13.35)	0:50.78 [3] (0:12.79)	0:37.99 [3] (0:12.58)	0:25.41 [4] (0:12.59)	0:12.82 [6] (0:12.82)
Average Speed [km/h]	52.2	63.3	60.7	57.3	54.3	56.4	57.3	57.2	56.0
Top Speed [km/h]	62.8	64.7	63.9	59.4	55.3	59.4	58.4	58.5	57.2
Avg. Dist. to Rail [m]	1.5	0.7	1.1	2.1	1.9	0.8	0.2	0.2	0.5
Avg. Stride Freq. [Hz]	2.3	2.4	2.3	2.2	2.2	2.3	2.3	2.3	2.2
Avg. Stride Length [m]	6.5	7.4	7.3	7.1	6.9	6.9	6.9	6.8	6.9



- [] Ranking at each section and finish
- .-.- No data available at this section
- NA No data available



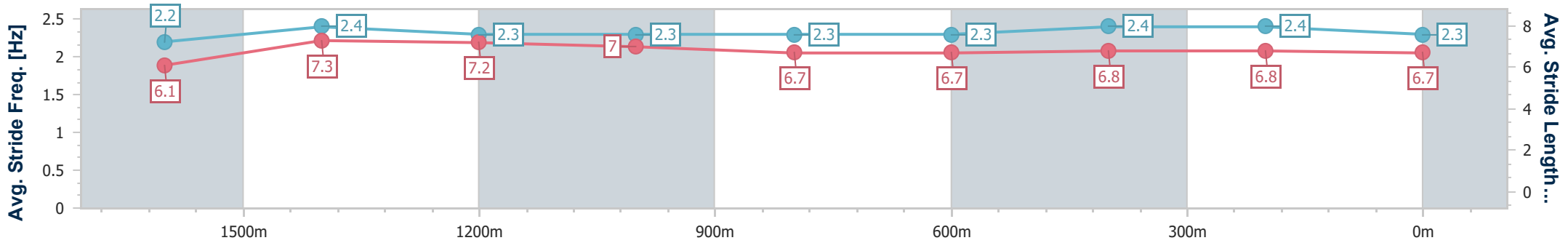
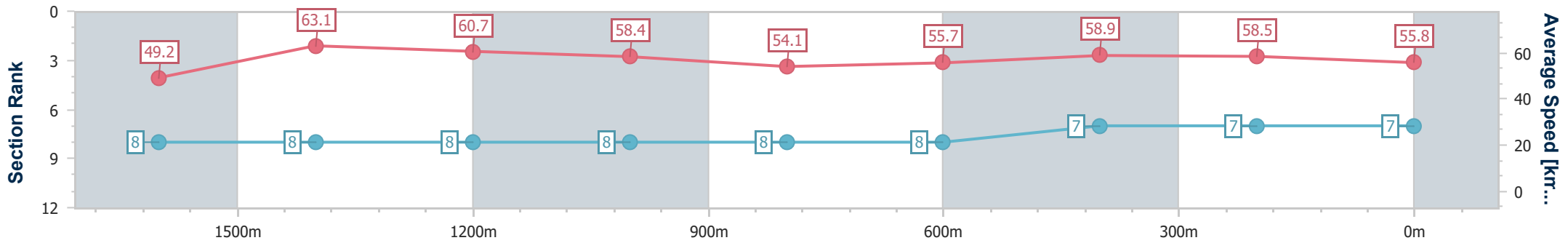
Horse/Jockey Name	Our Spider
Final Rank	7
Fastest Section Time (Section)	0:11.38 (1600m)
Top Speed [km/h] (Section)	64.5 (1600m)
Race State	Finished



Toowoomba QLD Professional
 Race 5: HAYMANS BENCHMARK 62 Handicap - 1850m
 27 May 2023 - 19:12
 Track Rating: Good 4, Weather: Fine, Rail Position: True



Section	Overall	1600m	1400m	1200m	1000m	800m	600m	400m	200m
Section Times	1:57.65 [7] (0:18.17)	1:39.48 [8] (0:11.38)	1:28.10 [8] (0:11.94)	1:16.16 [8] (0:12.35)	1:03.81 [8] (0:13.38)	0:50.43 [8] (0:12.94)	0:37.49 [8] (0:12.24)	0:25.25 [7] (0:12.39)	0:12.86 [7] (0:12.86)
Average Speed [km/h]	49.2	63.1	60.7	58.4	54.1	55.7	58.9	58.5	55.8
Top Speed [km/h]	61.8	64.5	63.3	60.6	56.0	58.6	59.6	59.7	59.3
Avg. Dist. to Rail [m]	1.7	0.8	1.2	2.5	1.5	0.5	0.4	1.8	2.9
Avg. Stride Freq. [Hz]	2.2	2.4	2.3	2.3	2.3	2.3	2.4	2.4	2.3
Avg. Stride Length [m]	6.1	7.3	7.2	7.0	6.7	6.7	6.8	6.8	6.7



- [] Ranking at each section and finish
- .-.- No data available at this section
- NA No data available



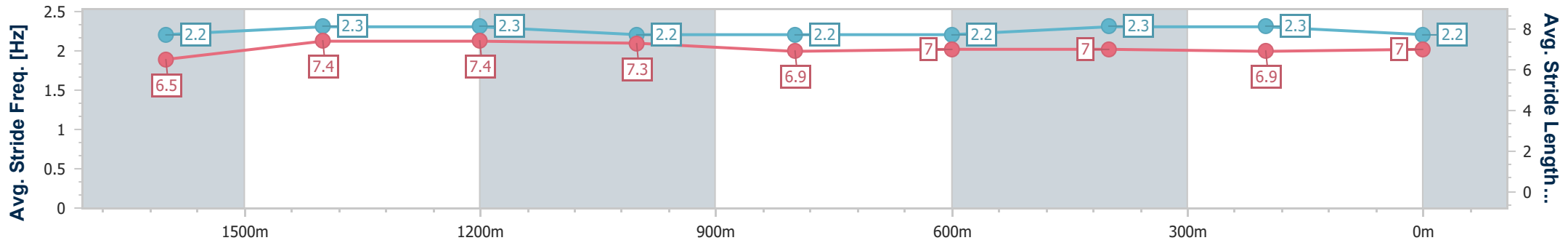
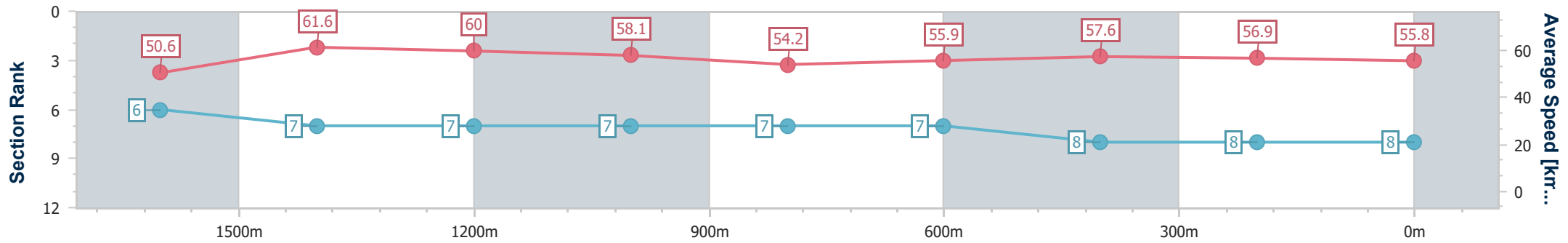
Horse/Jockey Name	Consular
Final Rank	8
Fastest Section Time (Section)	0:11.62 (1600m)
Top Speed [km/h] (Section)	63.5 (1600m)
Race State	Finished



Toowoomba QLD Professional
Race 5: HAYMANS BENCHMARK 62 Handicap - 1850m
 27 May 2023 - 19:12
 Track Rating: Good 4, Weather: Fine, Rail Position: True



Section	Overall	1600m	1400m	1200m	1000m	800m	600m	400m	200m
Section Times	1:58.05 [8] (0:17.58)	1:40.47 [6] (0:11.62)	1:28.85 [7] (0:12.14)	1:16.71 [7] (0:12.42)	1:04.29 [7] (0:13.35)	0:50.94 [7] (0:12.95)	0:37.99 [7] (0:12.49)	0:25.50 [8] (0:12.64)	0:12.86 [8] (0:12.86)
Average Speed [km/h]	50.6	61.6	60.0	58.1	54.2	55.9	57.6	56.9	55.8
Top Speed [km/h]	61.3	63.5	62.8	60.0	55.5	58.5	58.7	57.4	56.8
Avg. Dist. to Rail [m]	2.1	1.0	1.8	2.0	1.8	1.2	0.3	0.8	1.0
Avg. Stride Freq. [Hz]	2.2	2.3	2.3	2.2	2.2	2.2	2.3	2.3	2.2
Avg. Stride Length [m]	6.5	7.4	7.4	7.3	6.9	7.0	7.0	6.9	7.0



- [] Ranking at each section and finish
- .-.- No data available at this section
- NA No data available