



# Toowoomba QLD Professional

## Race 4: ENERGETIC LIGHTING & TRADER ELECTRICAL Class 2 Plate - 1625m

27 May 2023 - 18:35



Track Rating: Good 4, Weather: Fine, Rail Position: True

Section		Overall	1400m	1200m	1000m	800m	600m	400m	Last 600m				
Field Times		1:39.25 (0:15.08)	1:24.17 (0:10.73)	1:13.44 (0:11.63)	1:01.81 (0:12.18)	0:49.63 (0:12.13)	0:37.50 (0:12.81)	0:24.69 (0:12.55)	0:37.50				
Rank	TAB Horse/Jockey	Barrier	Top Speed [km/h]	Fastest Section									Distance Travelled [m]
1	2 JERONIMOS Justin Huxtable	9	67.1 1400m	0:11.14 1400m	1:39.25 [1] (0:15.83)	1:23.42 [9] (0:11.14)	1:12.28 [9] (0:11.58)	1:00.70 [9] (0:12.33)	0:48.37 [10] (0:12.08)	0:36.29 [9] (0:12.23)	0:24.06 [8] (0:12.02)	0:36.29	
2	3 OUR CASTAWAY Micheal Hellyer	5	66.3 1400m	0:11.07 1400m	1:39.54 [2] (0:15.66)	1:23.88 [6] (0:11.07)	1:12.81 [8] (0:11.51)	1:01.30 [8] (0:12.21)	0:49.09 [7] (0:12.21)	0:36.88 [7] (0:12.23)	0:24.65 [5] (0:12.22)	0:36.88	-1
3	10 DAZZLING FLASH Nozi Tomizawa	1	65.9 1400m	0:11.05 1400m	1:39.97 [3] (0:15.15)	1:24.82 [2] (0:11.05)	1:13.77 [3] (0:11.64)	1:02.13 [5] (0:12.36)	0:49.77 [5] (0:12.27)	0:37.50 [6] (0:12.54)	0:24.96 [7] (0:12.47)	0:37.50	-9
4	1 ANYWAY YOU WANT IT Jake Molloy	7	66.8 1400m	0:10.87 1400m	1:40.24 [4] (0:15.16)	1:25.08 [3] (0:10.87)	1:14.21 [2] (0:11.64)	1:02.57 [2] (0:12.24)	0:50.33 [3] (0:12.24)	0:38.09 [3] (0:12.58)	0:25.51 [3] (0:12.87)	0:38.09	-12
5	9 ADALISSA Alisha Donald	10	65.0 1400m	0:11.05 1400m	1:40.51 [5] (0:16.20)	1:24.31 [12] (0:11.05)	1:13.26 [11] (0:11.47)	1:01.79 [11] (0:12.01)	0:49.78 [11] (0:12.25)	0:37.53 [11] (0:12.41)	0:25.12 [12] (0:12.46)	0:37.53	-9
6	6 AMERICAN PIONEER Adin Thompson	12	70.8 Overall	0:10.73 1400m	1:41.06 [6] (0:15.08)	1:25.98 [1] (0:10.73)	1:15.25 [1] (0:11.63)	1:03.62 [1] (0:12.18)	0:51.44 [1] (0:12.13)	0:39.31 [1] (0:12.81)	0:26.50 [1] (0:13.06)	0:39.31	-4
7	4 ZABCAN Rikki Jamieson	8	67.8 Overall	0:10.89 1400m	1:41.18 [7] (0:15.33)	1:25.85 [4] (0:10.89)	1:14.96 [4] (0:11.53)	1:03.43 [3] (0:12.15)	0:51.28 [4] (0:12.36)	0:38.92 [4] (0:12.70)	0:26.22 [6] (0:13.17)	0:38.92	-5
8	12 STAR DIVA Cecily Eaton	2	68.0 1400m	0:10.68 1400m	1:41.26 [8] (0:15.89)	1:25.37 [10] (0:10.68)	1:14.69 [6] (0:11.53)	1:03.16 [7] (0:12.42)	0:50.74 [8] (0:12.31)	0:38.43 [8] (0:12.37)	0:26.06 [9] (0:12.91)	0:38.43	-11
9	5 DEMON DELIVERA Justin Stanley	6	66.0 Overall	0:11.13 1400m	1:41.31 [9] (0:15.44)	1:25.87 [5] (0:11.13)	1:14.74 [5] (0:11.48)	1:03.26 [6] (0:12.16)	0:51.10 [6] (0:12.21)	0:38.89 [5] (0:12.40)	0:26.49 [4] (0:13.10)	0:38.89	-5
10	7 BOOM STORM Nathan Fazackerley	13	66.1 1400m	0:11.34 1400m	1:41.54 [10] (0:15.74)	1:25.80 [7] (0:11.34)	1:14.46 [10] (0:11.58)	1:02.88 [10] (0:12.14)	0:50.74 [9] (0:12.28)	0:38.46 [10] (0:12.44)	0:26.02 [11] (0:12.79)	0:38.46	+2

Scratched: Arlizar (#13)

Report Created: Sat 27 May 2023 19:48 GMT+10 (Note: Timing is based on position data)

Page 1/16

[ ] Ranking at each section and finish  
 -:-:- No data available at this section  
 NA No data available  
 SCN Saddle cloth number  
 DNF Did not finish  
 DNT Did not track

data processed by TRIPLESDATA



# Toowoomba QLD Professional

## Race 4: ENERGETIC LIGHTING & TRADER ELECTRICAL Class 2 Plate - 1625m

27 May 2023 - 18:35



Track Rating: Good 4, Weather: Fine, Rail Position: True

Section	Overall	1400m	1200m	1000m	800m	600m	400m	Last 600m
Field Times	1:39.25 (0:15.08)	1:24.17 (0:10.73)	1:13.44 (0:11.63)	1:01.81 (0:12.18)	0:49.63 (0:12.13)	0:37.50 (0:12.81)	0:24.69 (0:12.55)	0:37.50

Rank	TAB	Horse/Jockey	Barrier	Top Speed [km/h]	Fastest Section	Overall	1400m	1200m	1000m	800m	600m	400m	Last 600m	Distance Travelled [m]
11	11	PRITI PIPER Nathan Evans	3	65.2 1400m	0:11.34 1400m	1:41.60 [11] (0:16.05)	1:25.55 [11] (0:11.34)	1:14.21 [12] (0:11.46)	1:02.75 [12] (0:12.21)	0:50.54 [12] (0:12.27)	0:38.27 [12] (0:12.11)	0:26.16 [10] (0:12.81)	0:38.27	-12
12	8	TEA LEAVES Montanna Savva	11	68.8 1400m	0:10.86 1400m	1:41.62 [12] (0:15.80)	1:25.82 [8] (0:10.86)	1:14.96 [7] (0:11.20)	1:03.76 [4] (0:11.86)	0:51.90 [2] (0:12.16)	0:39.74 [2] (0:12.84)	0:26.90 [2] (0:13.50)	0:39.74	+1

Scratched: Arlizar (#13)



## Toowoomba QLD Professional

### Race 4: ENERGETIC LIGHTING & TRADER ELECTRICAL Class 2 Plate - 1625m

27 May 2023 - 18:35



Track Rating: Good 4, Weather: Fine, Rail Position: True

Section				200m				Last 600m		
Field Times				0:12.14 (0:12.14)				0:37.50		
Rank	TAB	Horse/Jockey	Barrier	Top Speed [km/h]	Fastest Section	Margin			Distance Travelled [m]	
1	2	<b>JERONIMOS</b> Justin Huxtable	9	67.1 1400m	0:11.14 1400m	0:12.04 [2] (0:12.04)	1:39.26		0:36.29	
2	3	<b>OUR CASTAWAY</b> Micheal Hellyer	5	66.3 1400m	0:11.07 1400m	0:12.43 [1] (0:12.43)	1.5L		0:36.88	-1
3	10	<b>DAZZLING FLASH</b> Nozi Tomizawa	1	65.9 1400m	0:11.05 1400m	0:12.49 [3] (0:12.49)	4L		0:37.50	-9
4	1	<b>ANYWAY YOU WANT IT</b> Jake Molloy	7	66.8 1400m	0:10.87 1400m	0:12.64 [4] (0:12.64)	5.5L		0:38.09	-12
5	9	<b>ADALISSA</b> Alisha Donald	10	65.0 1400m	0:11.05 1400m	0:12.66 [7] (0:12.66)	7L		0:37.53	-9
6	6	<b>AMERICAN PIONEER</b> Adin Thompson	12	70.8 Overall	0:10.73 1400m	0:13.44 [5] (0:13.44)	10L		0:39.31	-4
7	4	<b>ZABCAN</b> Rikki Jamieson	8	67.8 Overall	0:10.89 1400m	0:13.05 [9] (0:13.05)	10.5L		0:38.92	-5
8	12	<b>STAR DIVA</b> Cecily Eaton	2	68.0 1400m	0:10.68 1400m	0:13.15 [8] (0:13.15)	10.8L		0:38.43	-11
9	5	<b>DEMON DELIVERA</b> Justin Stanley	6	66.0 Overall	0:11.13 1400m	0:13.39 [6] (0:13.39)	11L		0:38.89	-5
10	7	<b>BOOM STORM</b> Nathan Fazackerley	13	66.1 1400m	0:11.34 1400m	0:13.23 [12] (0:13.23)	12.3L		0:38.46	+2

Scratched: Arlizar (#13)



**Toowoomba QLD Professional**  
**Race 4: ENERGETIC LIGHTING & TRADER ELECTRICAL Class 2 Plate -**  
**1625m**  
**27 May 2023 - 18:35**



Track Rating: Good 4, Weather: Fine, Rail Position: True

Section				200m				Last 600m		
Field Times				0:12.14 (0:12.14)				0:37.50		
Rank	TAB	Horse/Jockey	Barrier	Top Speed [km/h]	Fastest Section	Margin			Distance Travelled [m]	
11	11	PRITI PIPER	3	65.2	0:11.34	0:13.35 [11]	12.6L		0:38.27	-12
		Nathan Evans		1400m	1400m	(0:13.35)				
12	8	TEA LEAVES	11	68.8	0:10.86	0:13.40 [10]	12.7L		0:39.74	+1
		Montanna Savva		1400m	1400m	(0:13.40)				

Scratched: Arlizar (#13)

[ ] Ranking at each section and finish  
 -:-:-:- No data available at this section  
 NA No data available

SCN Saddle cloth number  
 DNF Did not finish  
 DNT Did not track



Horse/Jockey Name	Jeronimos
Final Rank	1
Fastest Section Time (Section)	0:11.14 (1400m)
Top Speed [km/h] (Section)	67.1 (1400m)
Race State	Finished



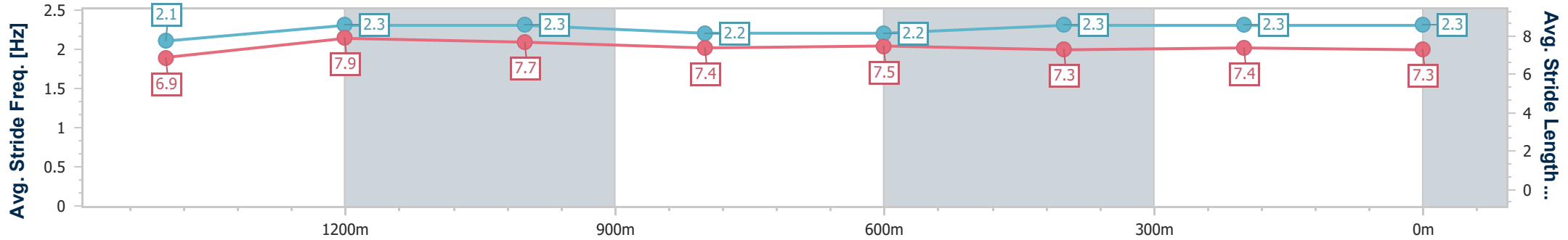
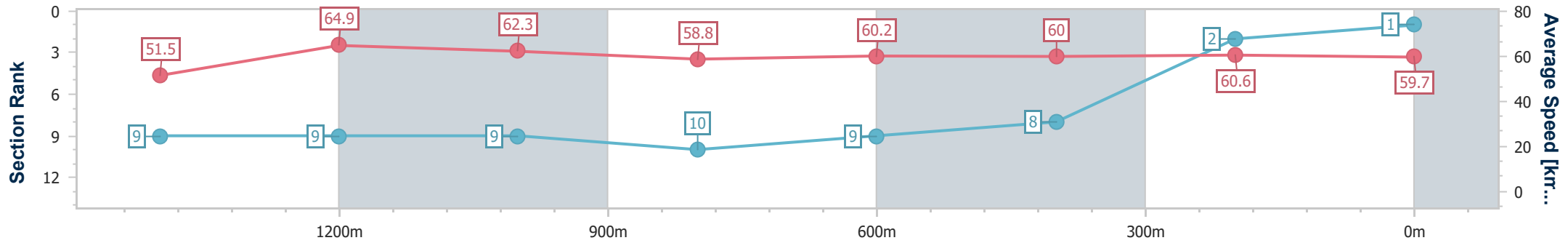
Toowoomba QLD Professional  
 Race 4: ENERGETIC LIGHTING & TRADER ELECTRICAL Class  
 2 Plate - 1625m



27 May 2023 - 18:35

Track Rating: Good 4, Weather: Fine, Rail Position: True

Section	Overall	1400m	1200m	1000m	800m	600m	400m	200m
Section Times	1:39.25 [1] (0:15.83)	1:23.42 [9] (0:11.14)	1:12.28 [9] (0:11.58)	1:00.70 [9] (0:12.33)	0:48.37 [10] (0:12.08)	0:36.29 [9] (0:12.23)	0:24.06 [8] (0:12.02)	0:12.04 [2] (0:12.04)
Average Speed [km/h]	51.5	64.9	62.3	58.8	60.2	60.0	60.6	59.7
Top Speed [km/h]	66.9	67.1	63.5	60.4	61.2	61.3	62.2	61.6
Avg. Dist. to Rail [m]	5.4	1.1	1.7	2.0	3.0	4.1	3.0	2.6
Avg. Stride Freq. [Hz]	2.1	2.3	2.3	2.2	2.2	2.3	2.3	2.3
Avg. Stride Length [m]	6.9	7.9	7.7	7.4	7.5	7.3	7.4	7.3



- [ ] Ranking at each section and finish
- .-.- No data available at this section
- NA No data available



Horse/Jockey Name	Our Castaway
Final Rank	2
Fastest Section Time (Section)	0:11.07 (1400m)
Top Speed [km/h] (Section)	66.3 (1400m)
Race State	Finished



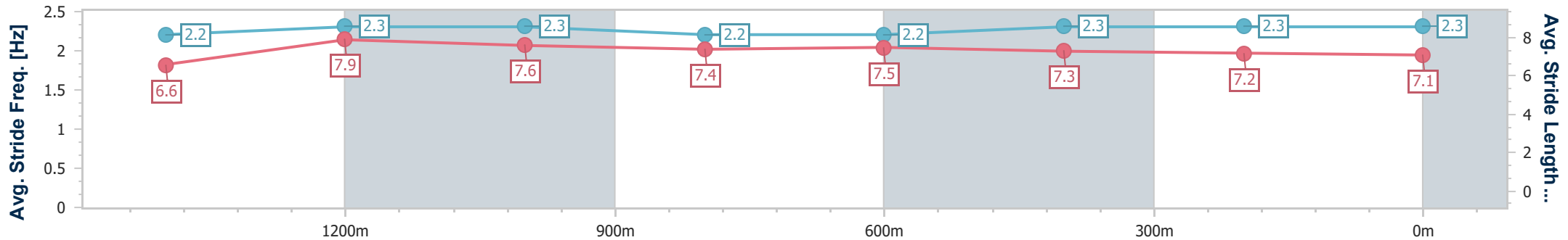
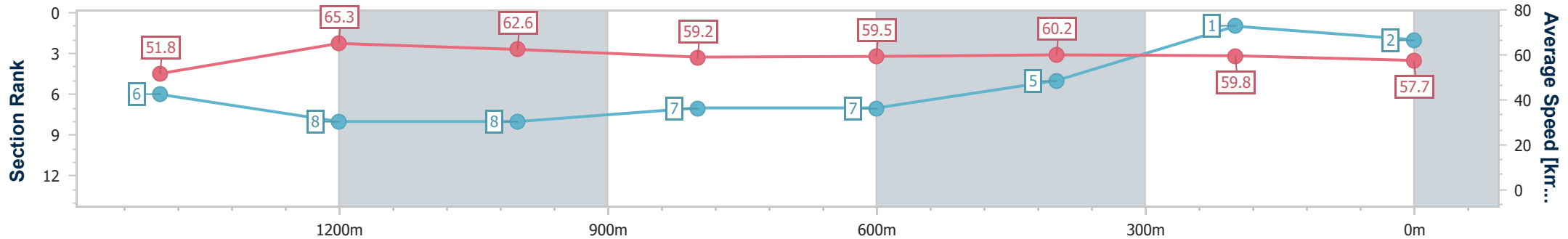
Toowoomba QLD Professional  
Race 4: ENERGETIC LIGHTING & TRADER ELECTRICAL Class  
2 Plate - 1625m



27 May 2023 - 18:35

Track Rating: Good 4, Weather: Fine, Rail Position: True

Section	Overall	1400m	1200m	1000m	800m	600m	400m	200m					
Section Times	1:39.54 [2] (0:15.66)	1:23.88 [6] (0:11.07)	1:12.81 [8] (0:11.51)	1:01.30 [8] (0:12.21)	0:49.09 [7] (0:12.21)	0:36.88 [7] (0:12.23)	0:24.65 [5] (0:12.22)	0:12.43 [1] (0:12.43)					
Average Speed [km/h]	51.8	65.3	62.6	59.2	59.5	60.2	59.8	57.7					
Top Speed [km/h]	65.9	66.3	64.5	60.4	60.1	60.9	60.3	59.6					
Avg. Dist. to Rail [m]	4.0	0.7	0.9	1.1	2.7	4.5	4.1	3.3					
Avg. Stride Freq. [Hz]	2.2	2.3	2.3	2.2	2.2	2.3	2.3	2.3					
Avg. Stride Length [m]	6.6	7.9	7.6	7.4	7.5	7.3	7.2	7.1					



- [ ] Ranking at each section and finish
- .-.- No data available at this section
- NA No data available



Horse/Jockey Name	Dazzling Flash
Final Rank	3
Fastest Section Time (Section)	0:11.05 (1400m)
Top Speed [km/h] (Section)	65.9 (1400m)
Race State	Finished

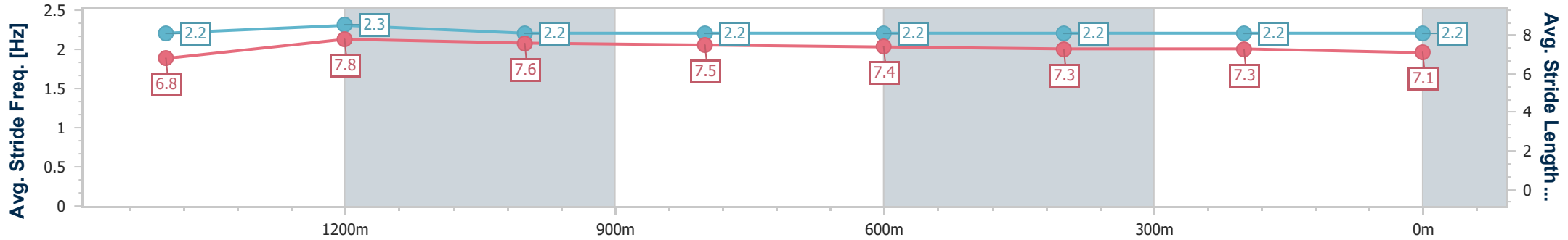
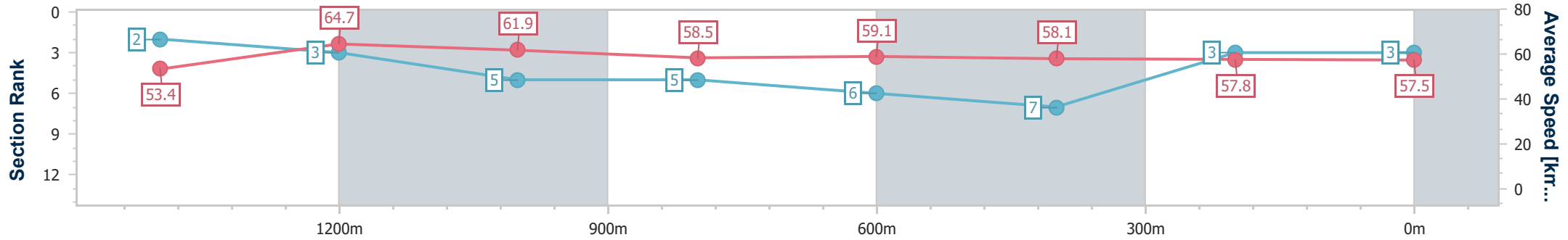


Toowoomba QLD Professional  
 Race 4: ENERGETIC LIGHTING & TRADER ELECTRICAL Class  
 2 Plate - 1625m  
 27 May 2023 - 18:35



Track Rating: Good 4, Weather: Fine, Rail Position: True

Section	Overall	1400m	1200m	1000m	800m	600m	400m	200m
Section Times	1:39.97 [3] (0:15.15)	1:24.82 [2] (0:11.05)	1:13.77 [3] (0:11.64)	1:02.13 [5] (0:12.36)	0:49.77 [5] (0:12.27)	0:37.50 [6] (0:12.54)	0:24.96 [7] (0:12.47)	0:12.49 [3] (0:12.49)
Average Speed [km/h]	53.4	64.7	61.9	58.5	59.1	58.1	57.8	57.5
Top Speed [km/h]	65.8	65.9	64.0	59.6	59.9	59.6	59.5	59.3
Avg. Dist. to Rail [m]	2.1	1.1	0.4	1.0	2.5	2.2	0.6	0.9
Avg. Stride Freq. [Hz]	2.2	2.3	2.2	2.2	2.2	2.2	2.2	2.2
Avg. Stride Length [m]	6.8	7.8	7.6	7.5	7.4	7.3	7.3	7.1



- [ ] Ranking at each section and finish
- .-.- No data available at this section
- NA No data available



Horse/Jockey Name	Anyway You Want It
Final Rank	4
Fastest Section Time (Section)	0:10.87 (1400m)
Top Speed [km/h] (Section)	66.8 (1400m)
Race State	Finished



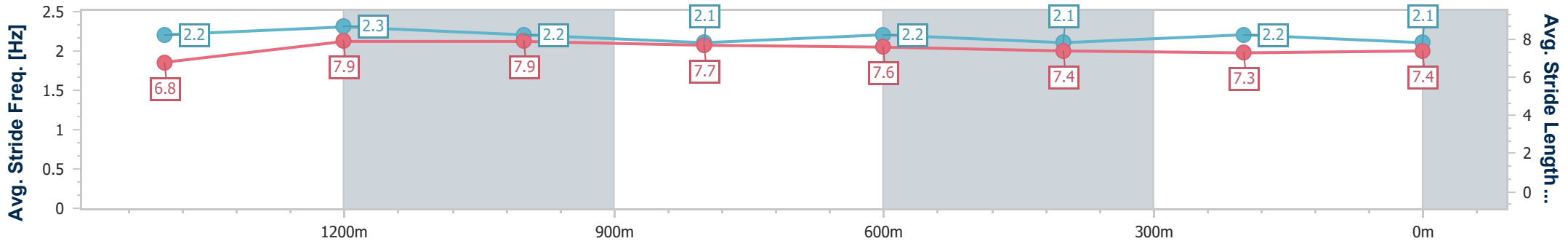
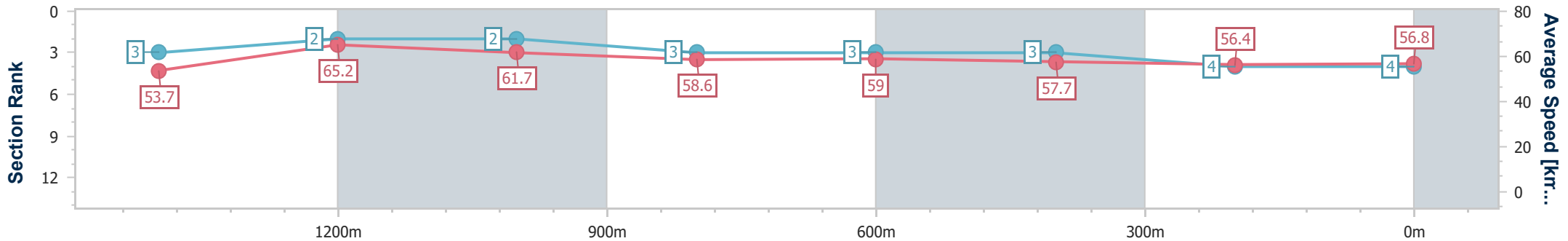
Toowoomba QLD Professional  
 Race 4: ENERGETIC LIGHTING & TRADER ELECTRICAL Class  
 2 Plate - 1625m



27 May 2023 - 18:35

Track Rating: Good 4, Weather: Fine, Rail Position: True

Section	Overall	1400m	1200m	1000m	800m	600m	400m	200m
Section Times	1:40.24 [4] (0:15.16)	1:25.08 [3] (0:10.87)	1:14.21 [2] (0:11.64)	1:02.57 [2] (0:12.24)	0:50.33 [3] (0:12.24)	0:38.09 [3] (0:12.58)	0:25.51 [3] (0:12.87)	0:12.64 [4] (0:12.64)
Average Speed [km/h]	53.7	65.2	61.7	58.6	59.0	57.7	56.4	56.8
Top Speed [km/h]	66.8	66.8	63.6	59.5	59.3	59.3	57.5	57.6
Avg. Dist. to Rail [m]	3.9	2.7	2.0	0.9	1.3	1.6	2.3	4.2
Avg. Stride Freq. [Hz]	2.2	2.3	2.2	2.1	2.2	2.1	2.2	2.1
Avg. Stride Length [m]	6.8	7.9	7.9	7.7	7.6	7.4	7.3	7.4



- [ ] Ranking at each section and finish
- .-.- No data available at this section
- NA No data available





Horse/Jockey Name	Adalissa
Final Rank	5
Fastest Section Time (Section)	0:11.05 (1400m)
Top Speed [km/h] (Section)	65.0 (1400m)
Race State	Finished



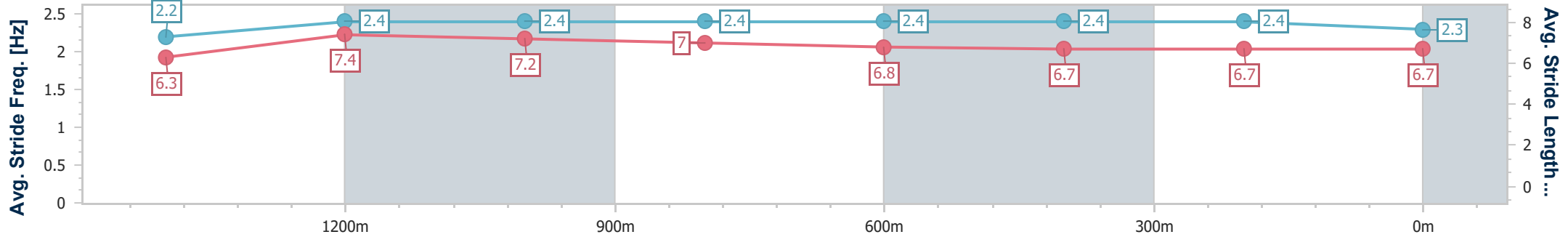
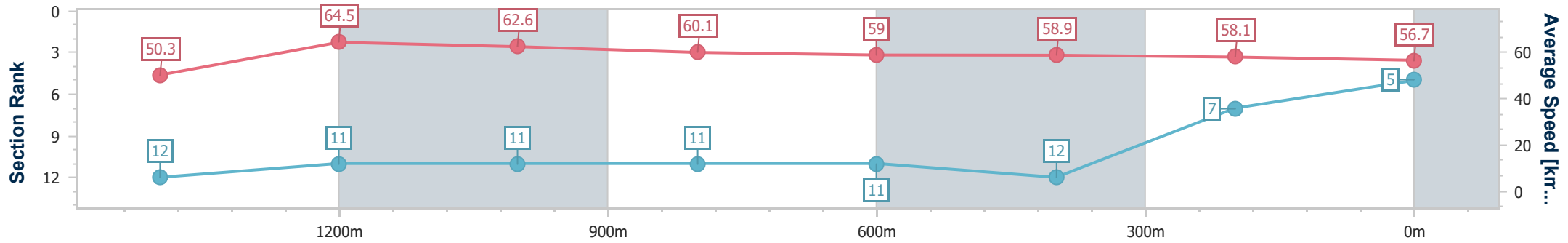
Toowoomba QLD Professional  
Race 4: ENERGETIC LIGHTING & TRADER ELECTRICAL Class  
2 Plate - 1625m



27 May 2023 - 18:35

Track Rating: Good 4, Weather: Fine, Rail Position: True

Section	Overall	1400m	1200m	1000m	800m	600m	400m	200m
Section Times	1:40.51 [5] (0:16.20)	1:24.31 [12] (0:11.05)	1:13.26 [11] (0:11.47)	1:01.79 [11] (0:12.01)	0:49.78 [11] (0:12.25)	0:37.53 [11] (0:12.41)	0:25.12 [12] (0:12.46)	0:12.66 [7] (0:12.66)
Average Speed [km/h]	50.3	64.5	62.6	60.1	59.0	58.9	58.1	56.7
Top Speed [km/h]	65.0	65.0	63.5	62.0	60.7	60.7	59.6	58.5
Avg. Dist. to Rail [m]	5.4	1.8	0.8	0.5	1.7	2.6	2.8	4.8
Avg. Stride Freq. [Hz]	2.2	2.4	2.4	2.4	2.4	2.4	2.4	2.3
Avg. Stride Length [m]	6.3	7.4	7.2	7.0	6.8	6.7	6.7	6.7



- [ ] Ranking at each section and finish
- .-.- No data available at this section
- NA No data available



Horse/Jockey Name	American Pioneer
Final Rank	6
Fastest Section Time (Section)	0:10.73 (1400m)
Top Speed [km/h] (Section)	70.8 (Overall)
Race State	Finished



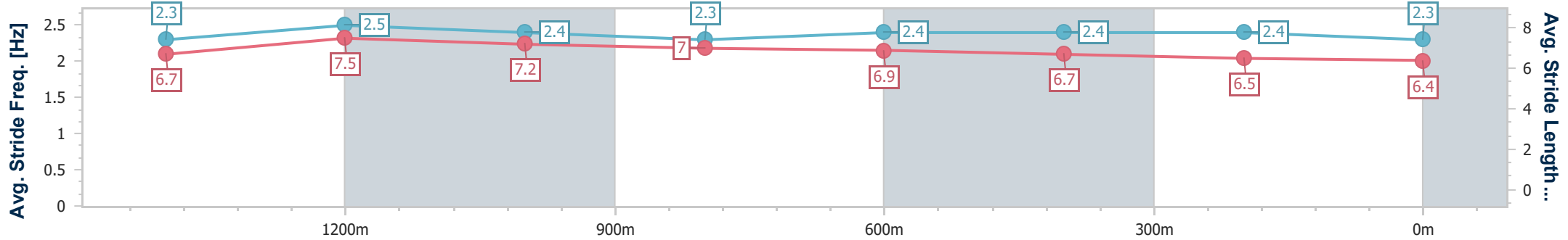
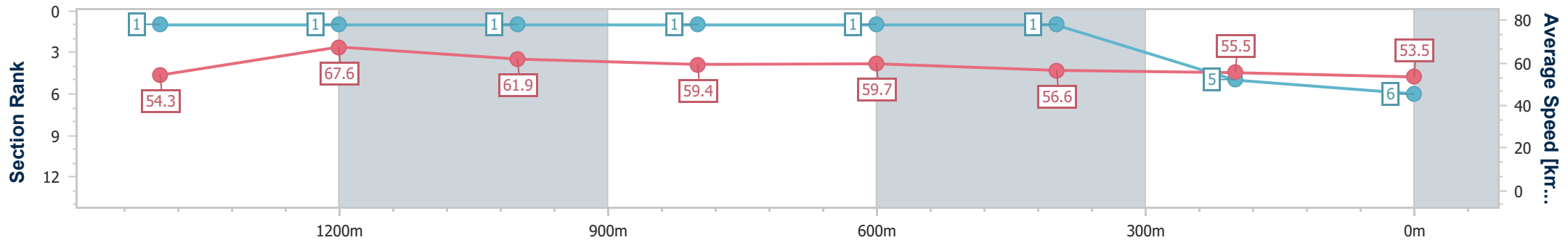
Toowoomba QLD Professional  
 Race 4: ENERGETIC LIGHTING & TRADER ELECTRICAL Class  
 2 Plate - 1625m



27 May 2023 - 18:35

Track Rating: Good 4, Weather: Fine, Rail Position: True

Section	Overall	1400m	1200m	1000m	800m	600m	400m	200m				
Section Times	1:41.06 [6] (0:15.08)	1:25.98 [1] (0:10.73)	1:15.25 [1] (0:11.63)	1:03.62 [1] (0:12.18)	0:51.44 [1] (0:12.13)	0:39.31 [1] (0:12.81)	0:26.50 [1] (0:13.06)	0:13.44 [5] (0:13.44)				
Average Speed [km/h]	54.3	67.6	61.9	59.4	59.7	56.6	55.5	53.5				
Top Speed [km/h]	70.8	70.6	65.4	60.4	60.6	59.2	55.9	54.8				
Avg. Dist. to Rail [m]	8.4	1.2	0.4	1.3	1.7	1.3	2.0	4.0				
Avg. Stride Freq. [Hz]	2.3	2.5	2.4	2.3	2.4	2.4	2.4	2.3				
Avg. Stride Length [m]	6.7	7.5	7.2	7.0	6.9	6.7	6.5	6.4				



- [ ] Ranking at each section and finish
- .-.- No data available at this section
- NA No data available



Horse/Jockey Name	Zabcan
Final Rank	7
Fastest Section Time (Section)	0:10.89 (1400m)
Top Speed [km/h] (Section)	67.8 (Overall)
Race State	Finished



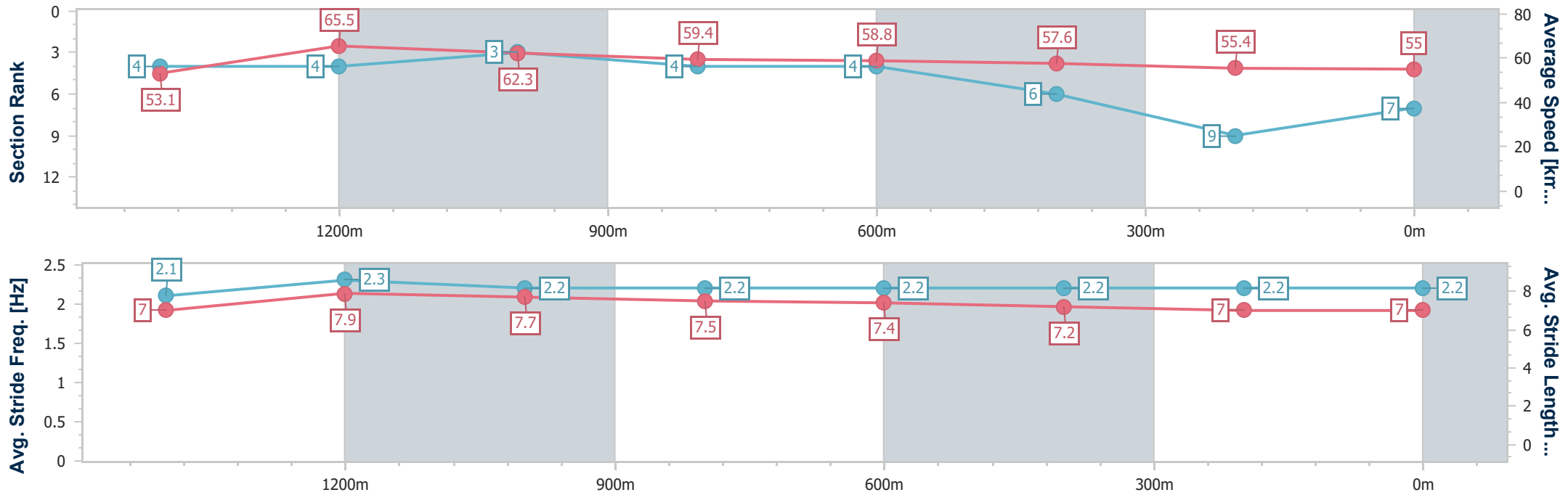
Toowoomba QLD Professional  
 Race 4: ENERGETIC LIGHTING & TRADER ELECTRICAL Class  
 2 Plate - 1625m



27 May 2023 - 18:35

Track Rating: Good 4, Weather: Fine, Rail Position: True

Section	Overall	1400m	1200m	1000m	800m	600m	400m	200m
Section Times	1:41.18 [7] (0:15.33)	1:25.85 [4] (0:10.89)	1:14.96 [4] (0:11.53)	1:03.43 [3] (0:12.15)	0:51.28 [4] (0:12.36)	0:38.92 [4] (0:12.70)	0:26.22 [6] (0:13.17)	0:13.05 [9] (0:13.05)
Average Speed [km/h]	53.1	65.5	62.3	59.4	58.8	57.6	55.4	55.0
Top Speed [km/h]	67.8	66.9	64.6	61.0	59.2	58.9	56.0	55.9
Avg. Dist. to Rail [m]	4.9	1.7	0.8	0.5	2.9	3.1	4.2	6.0
Avg. Stride Freq. [Hz]	2.1	2.3	2.2	2.2	2.2	2.2	2.2	2.2
Avg. Stride Length [m]	7.0	7.9	7.7	7.5	7.4	7.2	7.0	7.0



- [ ] Ranking at each section and finish
- .-.- No data available at this section
- NA No data available



Horse/Jockey Name	Star Diva
Final Rank	8
Fastest Section Time (Section)	0:10.68 (1400m)
Top Speed [km/h] (Section)	68.0 (1400m)
Race State	Finished



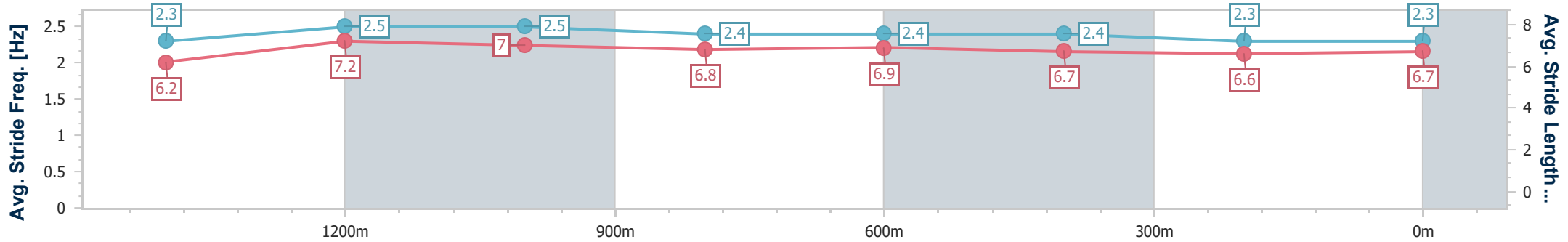
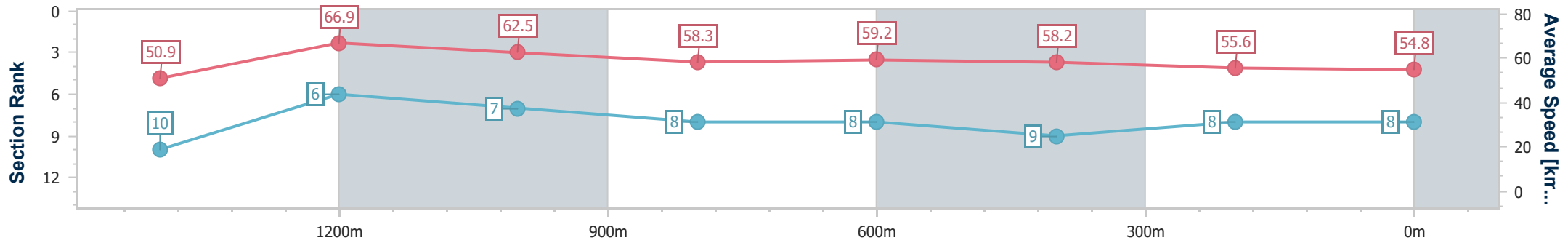
Toowoomba QLD Professional  
Race 4: ENERGETIC LIGHTING & TRADER ELECTRICAL Class  
2 Plate - 1625m



27 May 2023 - 18:35

Track Rating: Good 4, Weather: Fine, Rail Position: True

Section	Overall	1400m	1200m	1000m	800m	600m	400m	200m
Section Times	1:41.26 [8] (0:15.89)	1:25.37 [10] (0:10.68)	1:14.69 [6] (0:11.53)	1:03.16 [7] (0:12.42)	0:50.74 [8] (0:12.31)	0:38.43 [8] (0:12.37)	0:26.06 [9] (0:12.91)	0:13.15 [8] (0:13.15)
Average Speed [km/h]	50.9	66.9	62.5	58.3	59.2	58.2	55.6	54.8
Top Speed [km/h]	67.6	68.0	64.9	59.6	60.4	60.3	56.6	55.1
Avg. Dist. to Rail [m]	3.4	1.7	1.6	1.4	2.8	0.7	0.6	1.4
Avg. Stride Freq. [Hz]	2.3	2.5	2.5	2.4	2.4	2.4	2.3	2.3
Avg. Stride Length [m]	6.2	7.2	7.0	6.8	6.9	6.7	6.6	6.7



- [ ] Ranking at each section and finish
- .-.- No data available at this section
- NA No data available



Horse/Jockey Name	Demon Delivera
Final Rank	9
Fastest Section Time (Section)	0:11.13 (1400m)
Top Speed [km/h] (Section)	66.0 (Overall)
Race State	Finished



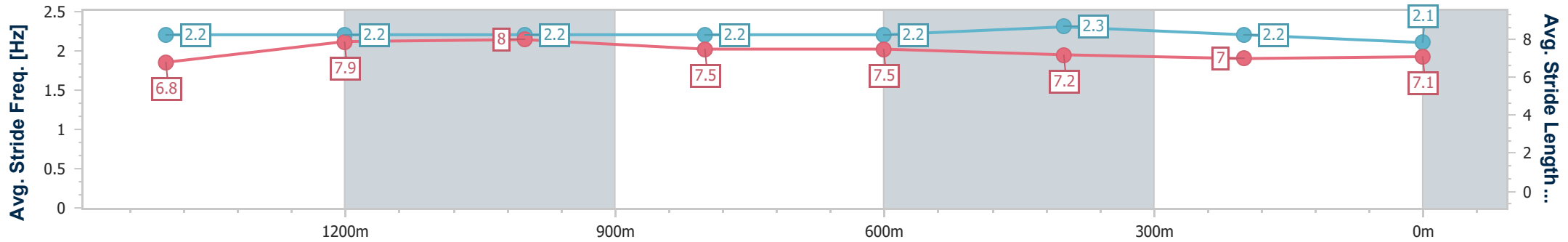
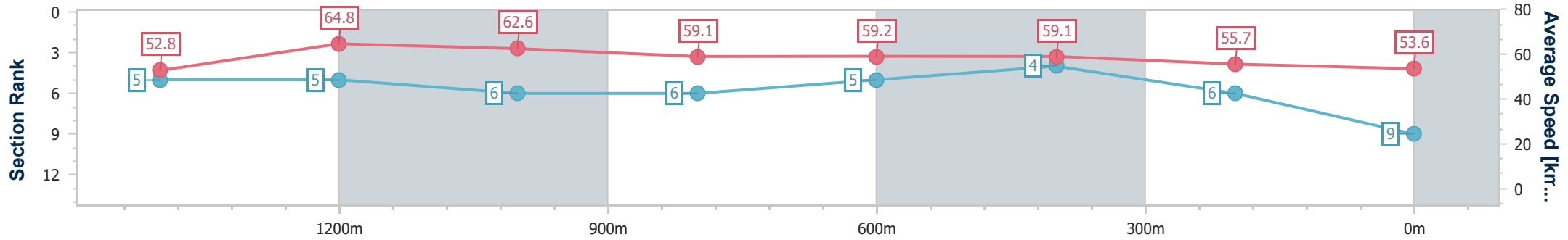
Toowoomba QLD Professional  
 Race 4: ENERGETIC LIGHTING & TRADER ELECTRICAL Class  
 2 Plate - 1625m



27 May 2023 - 18:35

Track Rating: Good 4, Weather: Fine, Rail Position: True

Section	Overall	1400m	1200m	1000m	800m	600m	400m	200m
Section Times	1:41.31 [9] (0:15.44)	1:25.87 [5] (0:11.13)	1:14.74 [5] (0:11.48)	1:03.26 [6] (0:12.16)	0:51.10 [6] (0:12.21)	0:38.89 [5] (0:12.40)	0:26.49 [4] (0:13.10)	0:13.39 [6] (0:13.39)
Average Speed [km/h]	52.8	64.8	62.6	59.1	59.2	59.1	55.7	53.6
Top Speed [km/h]	66.0	65.7	64.6	60.9	60.0	60.0	58.0	55.2
Avg. Dist. to Rail [m]	4.9	0.7	0.7	0.2	1.8	3.3	4.2	4.9
Avg. Stride Freq. [Hz]	2.2	2.2	2.2	2.2	2.2	2.3	2.2	2.1
Avg. Stride Length [m]	6.8	7.9	8.0	7.5	7.5	7.2	7.0	7.1



- [ ] Ranking at each section and finish
- .-.- No data available at this section
- NA No data available



Horse/Jockey Name	Boom Storm
Final Rank	10
Fastest Section Time (Section)	0:11.34 (1400m)
Top Speed [km/h] (Section)	66.1 (1400m)
Race State	Finished

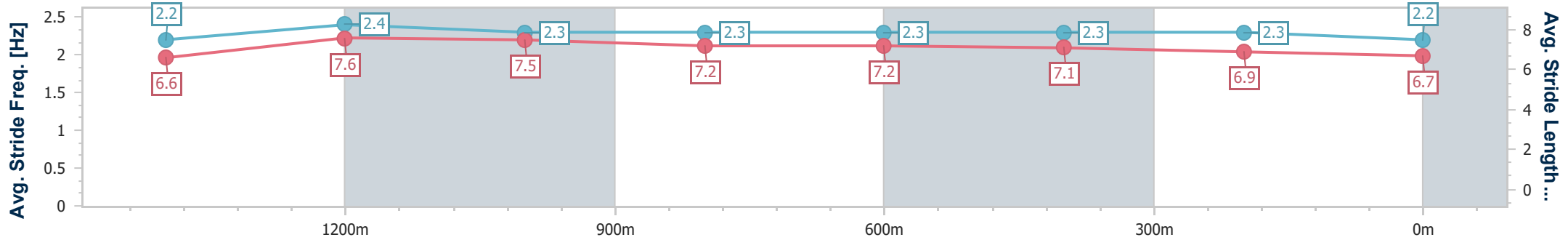
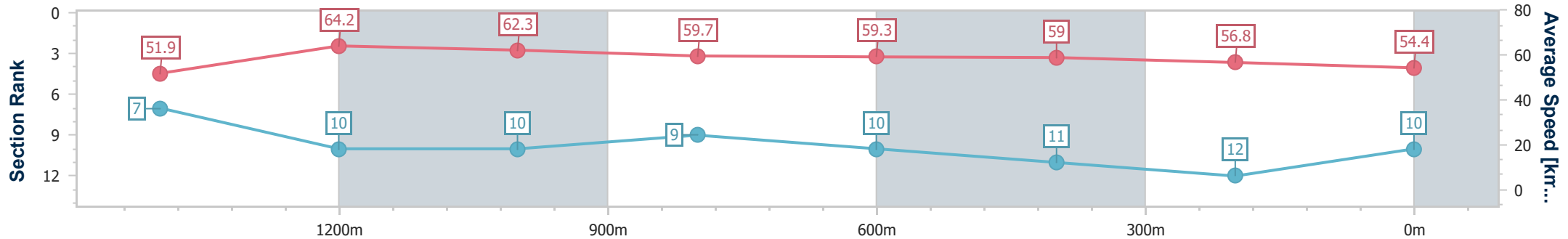


Toowoomba QLD Professional  
 Race 4: ENERGETIC LIGHTING & TRADER ELECTRICAL Class  
 2 Plate - 1625m  
 27 May 2023 - 18:35



Track Rating: Good 4, Weather: Fine, Rail Position: True

Section	Overall	1400m	1200m	1000m	800m	600m	400m	200m
Section Times	1:41.54 [10] (0:15.74)	1:25.80 [7] (0:11.34)	1:14.46 [10] (0:11.58)	1:02.88 [10] (0:12.14)	0:50.74 [9] (0:12.28)	0:38.46 [10] (0:12.44)	0:26.02 [11] (0:12.79)	0:13.23 [12] (0:13.23)
Average Speed [km/h]	51.9	64.2	62.3	59.7	59.3	59.0	56.8	54.4
Top Speed [km/h]	65.9	66.1	63.6	61.4	59.8	59.6	58.0	55.6
Avg. Dist. to Rail [m]	8.4	1.8	1.3	2.0	3.5	3.9	3.0	5.1
Avg. Stride Freq. [Hz]	2.2	2.4	2.3	2.3	2.3	2.3	2.3	2.2
Avg. Stride Length [m]	6.6	7.6	7.5	7.2	7.2	7.1	6.9	6.7



- [ ] Ranking at each section and finish
- .-.- No data available at this section
- NA No data available



Horse/Jockey Name	Priti Piper
Final Rank	11
Fastest Section Time (Section)	0:11.34 (1400m)
Top Speed [km/h] (Section)	65.2 (1400m)
Race State	Finished

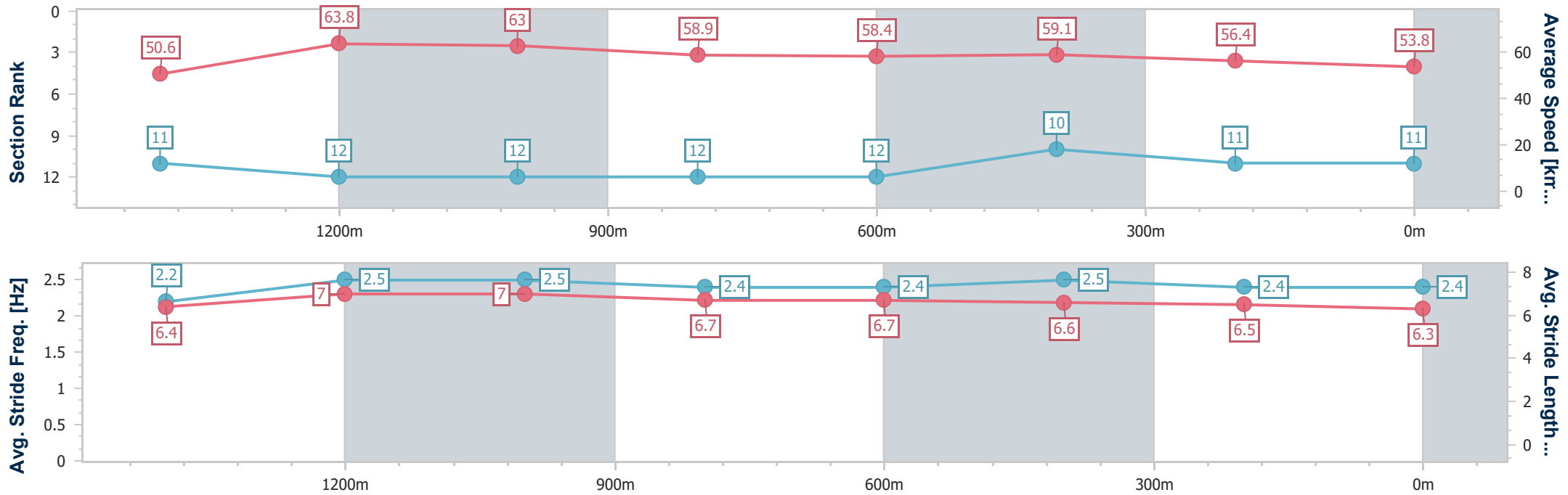


Toowoomba QLD Professional  
 Race 4: ENERGETIC LIGHTING & TRADER ELECTRICAL Class  
 2 Plate - 1625m  
 27 May 2023 - 18:35



Track Rating: Good 4, Weather: Fine, Rail Position: True

Section	Overall	1400m	1200m	1000m	800m	600m	400m	200m
Section Times	1:41.60 [11] (0:16.05)	1:25.55 [11] (0:11.34)	1:14.21 [12] (0:11.46)	1:02.75 [12] (0:12.21)	0:50.54 [12] (0:12.27)	0:38.27 [12] (0:12.11)	0:26.16 [10] (0:12.81)	0:13.35 [11] (0:13.35)
Average Speed [km/h]	50.6	63.8	63.0	58.9	58.4	59.1	56.4	53.8
Top Speed [km/h]	64.9	65.2	63.6	62.5	61.4	61.2	58.0	56.0
Avg. Dist. to Rail [m]	2.1	1.1	1.0	0.4	0.5	1.3	1.4	1.2
Avg. Stride Freq. [Hz]	2.2	2.5	2.5	2.4	2.4	2.5	2.4	2.4
Avg. Stride Length [m]	6.4	7.0	7.0	6.7	6.7	6.6	6.5	6.3



- [ ] Ranking at each section and finish
- .-.- No data available at this section
- NA No data available



Horse/Jockey Name	Tea Leaves
Final Rank	12
Fastest Section Time (Section)	0:10.86 (1400m)
Top Speed [km/h] (Section)	68.8 (1400m)
Race State	Finished



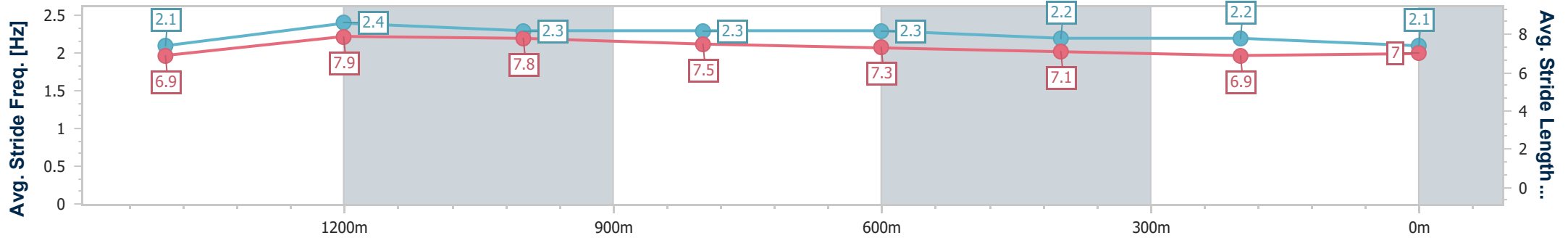
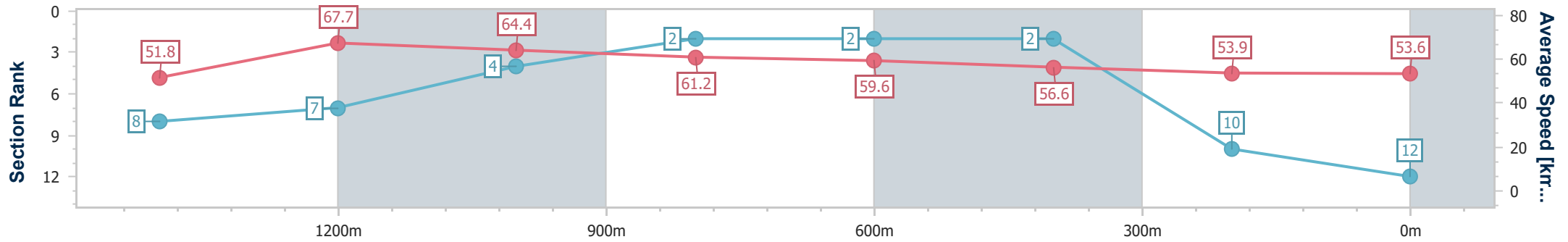
Toowoomba QLD Professional  
 Race 4: ENERGETIC LIGHTING & TRADER ELECTRICAL Class  
 2 Plate - 1625m



27 May 2023 - 18:35

Track Rating: Good 4, Weather: Fine, Rail Position: True

Section	Overall	1400m	1200m	1000m	800m	600m	400m	200m
Section Times	1:41.62 [12] (0:15.80)	1:25.82 [8] (0:10.86)	1:14.96 [7] (0:11.20)	1:03.76 [4] (0:11.86)	0:51.90 [2] (0:12.16)	0:39.74 [2] (0:12.84)	0:26.90 [2] (0:13.50)	0:13.40 [10] (0:13.40)
Average Speed [km/h]	51.8	67.7	64.4	61.2	59.6	56.6	53.9	53.6
Top Speed [km/h]	68.6	68.8	66.3	62.5	60.3	58.8	55.2	54.3
Avg. Dist. to Rail [m]	8.7	3.5	2.5	2.4	2.1	1.9	2.8	3.7
Avg. Stride Freq. [Hz]	2.1	2.4	2.3	2.3	2.3	2.2	2.2	2.1
Avg. Stride Length [m]	6.9	7.9	7.8	7.5	7.3	7.1	6.9	7.0



- [ ] Ranking at each section and finish
- .-.- No data available at this section
- NA No data available