



Toowoomba QLD Professional

Race 3: LAWRENCE & HANSON BENCHMARK 70 Handicap - 1200m

27 May 2023 - 17:55



Track Rating: Good 4, Weather: Fine, Rail Position: True

| Section | | Overall | 1000m | 800m | 600m | 400m | 200m | Last 600m | | | | | |
|-------------|-----------------------------------|----------------------|----------------------|----------------------|--------------------------|--------------------------|--------------------------|--------------------------|--------------------------|--------------------------|---------|------------------------|----|
| Field Times | | 1:12.97 (0:13.64) | 0:59.33 (0:12.06) | 0:47.27 (0:12.07) | 0:35.20 (0:11.71) | 0:23.49 (0:11.70) | 0:11.79 (0:11.79) | 0:35.20 | | | | | |
| Rank | TAB Horse/Jockey | Barrier | Top Speed [km/h] | Fastest Section | Margin | | | | | | | Distance Travelled [m] | |
| 1 | 2 REJOICED Jake Molloy | 8 | 63.8 Overall | 0:11.70 400m | 1:12.97 [1] (0:13.64) | 0:59.33 [1] (0:12.06) | 0:47.27 [1] (0:12.07) | 0:35.20 [1] (0:11.71) | 0:23.49 [1] (0:11.70) | 0:11.79 [1] (0:11.79) | 1:12.97 | 0:35.20 | |
| 2 | 1 JAKAMA Alisha Donald | 6 | 64.2 600m | 0:11.59 400m | 1:13.36 [2] (0:14.26) | 0:59.10 [5] (0:12.14) | 0:46.96 [5] (0:11.87) | 0:35.09 [6] (0:11.60) | 0:23.49 [4] (0:11.59) | 0:11.90 [3] (0:11.90) | 2.3L | 0:35.09 | +4 |
| 3 | 7 READY BABE Liv O'Donnell | 4 | 63.1 Overall | 0:11.70 400m | 1:13.37 [3] (0:13.88) | 0:59.49 [2] (0:12.12) | 0:47.37 [2] (0:11.96) | 0:35.41 [3] (0:11.83) | 0:23.58 [3] (0:11.70) | 0:11.88 [4] (0:11.88) | 2.4L | 0:35.41 | +4 |
| 4 | 3 CRACKER ESSGEE Nozi Tomizawa | 2 | 63.0 400m | 0:11.67 400m | 1:13.73 [4] (0:14.06) | 0:59.67 [3] (0:12.06) | 0:47.61 [3] (0:11.76) | 0:35.85 [2] (0:11.69) | 0:24.16 [2] (0:11.67) | 0:12.49 [2] (0:12.49) | 4.4L | 0:35.85 | +0 |
| 5 | 6 HYLAND BAY Leeanne McCoy | 1 | 63.0 Overall | 0:11.63 400m | 1:14.04 [5] (0:14.23) | 0:59.81 [4] (0:12.03) | 0:47.78 [4] (0:11.97) | 0:35.81 [5] (0:11.76) | 0:24.05 [5] (0:11.63) | 0:12.42 [5] (0:12.42) | 6.2L | 0:35.81 | -1 |
| 6 | 8 RUBY'S LAD Justin Stanley | 7 | 63.9 800m | 0:11.64 800m | 1:14.12 [6] (0:14.32) | 0:59.80 [6] (0:12.11) | 0:47.69 [6] (0:11.64) | 0:36.05 [4] (0:11.77) | 0:24.28 [6] (0:12.03) | 0:12.25 [6] (0:12.25) | 6.6L | 0:36.05 | +8 |

Scratched: Incomparable (#5), Ravaged Award (#4), Magic In Me (#9)

[] Ranking at each section and finish
 -:-:- No data available at this section
 NA No data available

SCN Saddle cloth number
 DNF Did not finish
 DNT Did not track



| | |
|--------------------------------|----------------|
| Horse/Jockey Name | Rejoiced |
| Final Rank | 1 |
| Fastest Section Time (Section) | 0:11.70 (400m) |
| Top Speed [km/h] (Section) | 63.8 (Overall) |
| Race State | Finished |



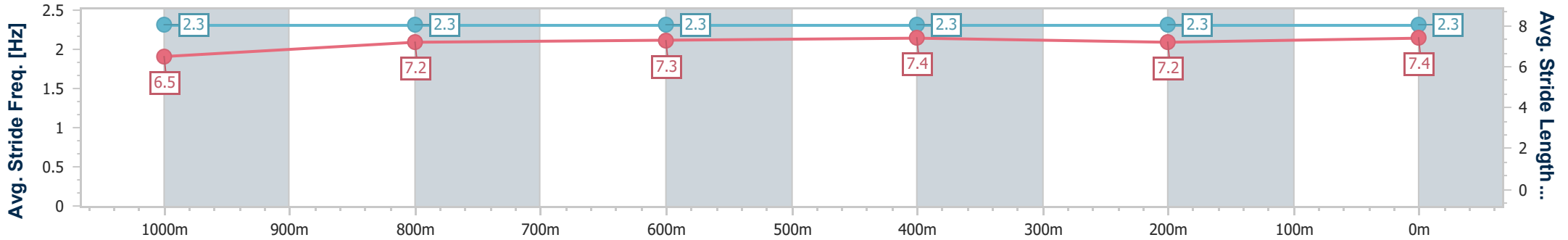
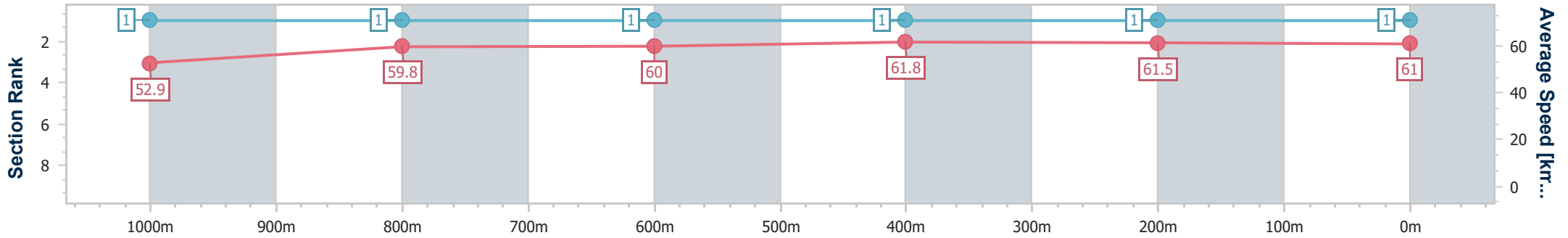
Toowoomba QLD Professional
Race 3: LAWRENCE & HANSON BENCHMARK 70 Handicap - 1200m



27 May 2023 - 17:55

Track Rating: Good 4, Weather: Fine, Rail Position: True

| Section | Overall | 1000m | 800m | 600m | 400m | 200m |
|------------------------|--------------------------|--------------------------|--------------------------|--------------------------|--------------------------|--------------------------|
| Section Times | 1:12.97 [1] (0:13.64) | 0:59.33 [1] (0:12.06) | 0:47.27 [1] (0:12.07) | 0:35.20 [1] (0:11.71) | 0:23.49 [1] (0:11.70) | 0:11.79 [1] (0:11.79) |
| Average Speed [km/h] | 52.9 | 59.8 | 60.0 | 61.8 | 61.5 | 61.0 |
| Top Speed [km/h] | 63.8 | 60.8 | 61.2 | 63.0 | 62.7 | 62.3 |
| Avg. Dist. to Rail [m] | 6.2 | 1.1 | 1.2 | 0.9 | 0.3 | 0.3 |
| Avg. Stride Freq. [Hz] | 2.3 | 2.3 | 2.3 | 2.3 | 2.3 | 2.3 |
| Avg. Stride Length [m] | 6.5 | 7.2 | 7.3 | 7.4 | 7.2 | 7.4 |



- [] Ranking at each section and finish
- .-.- No data available at this section
- NA No data available



| | |
|--------------------------------|----------------|
| Horse/Jockey Name | Jakama |
| Final Rank | 2 |
| Fastest Section Time (Section) | 0:11.59 (400m) |
| Top Speed [km/h] (Section) | 64.2 (600m) |
| Race State | Finished |



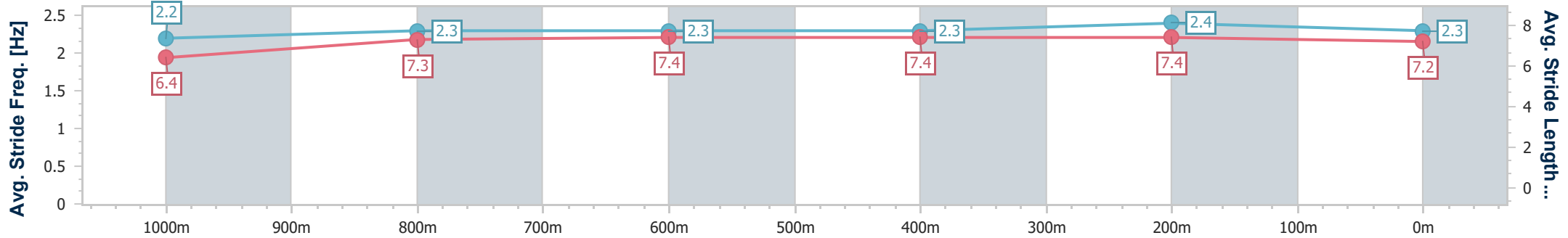
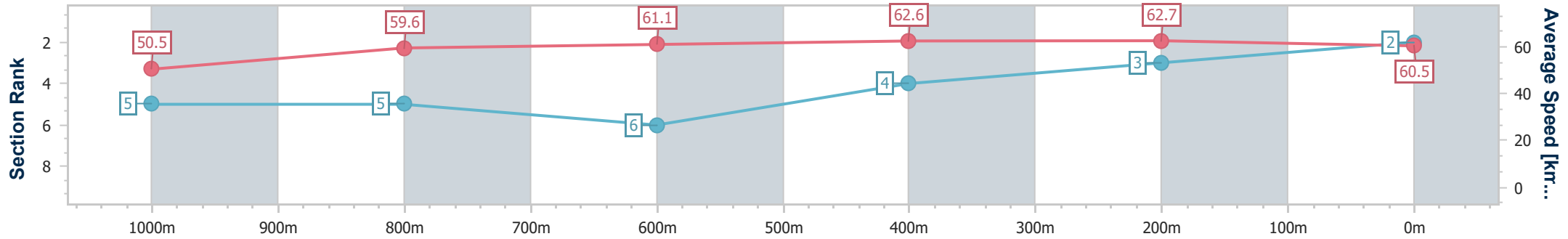
Toowoomba QLD Professional
Race 3: LAWRENCE & HANSON BENCHMARK 70 Handicap - 1200m



27 May 2023 - 17:55

Track Rating: Good 4, Weather: Fine, Rail Position: True

| Section | Overall | 1000m | 800m | 600m | 400m | 200m |
|------------------------|--------------------------|--------------------------|--------------------------|--------------------------|--------------------------|--------------------------|
| Section Times | 1:13.36 [2] (0:14.26) | 0:59.10 [5] (0:12.14) | 0:46.96 [5] (0:11.87) | 0:35.09 [6] (0:11.60) | 0:23.49 [4] (0:11.59) | 0:11.90 [3] (0:11.90) |
| Average Speed [km/h] | 50.5 | 59.6 | 61.1 | 62.6 | 62.7 | 60.5 |
| Top Speed [km/h] | 64.0 | 62.8 | 63.5 | 64.2 | 64.1 | 62.6 |
| Avg. Dist. to Rail [m] | 3.7 | 1.9 | 1.2 | 1.8 | 3.3 | 4.3 |
| Avg. Stride Freq. [Hz] | 2.2 | 2.3 | 2.3 | 2.3 | 2.4 | 2.3 |
| Avg. Stride Length [m] | 6.4 | 7.3 | 7.4 | 7.4 | 7.4 | 7.2 |



- [] Ranking at each section and finish
- .-.- No data available at this section
- NA No data available



| | |
|--------------------------------|----------------|
| Horse/Jockey Name | Ready Babe |
| Final Rank | 3 |
| Fastest Section Time (Section) | 0:11.70 (400m) |
| Top Speed [km/h] (Section) | 63.1 (Overall) |
| Race State | Finished |



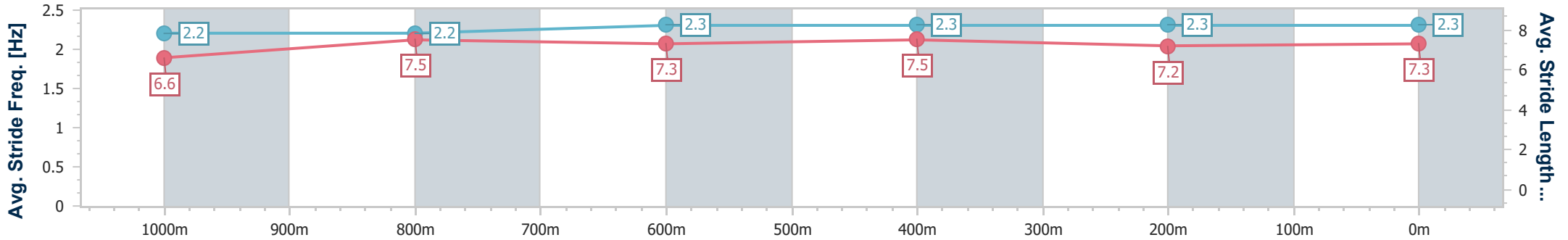
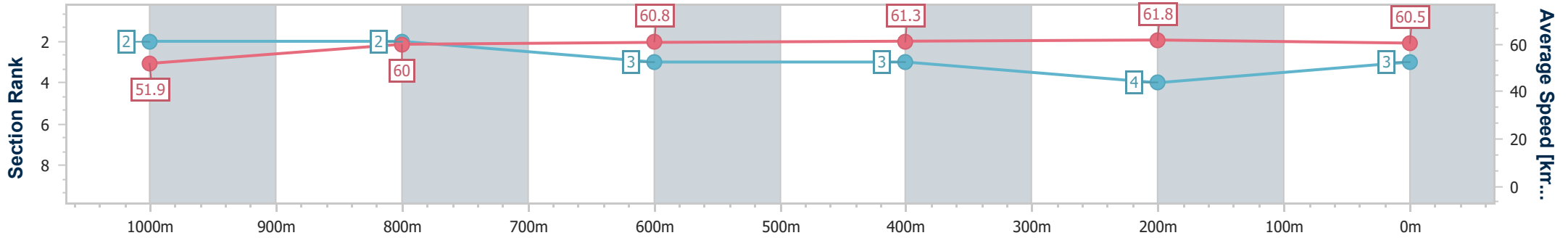
Toowoomba QLD Professional
Race 3: LAWRENCE & HANSON BENCHMARK 70 Handicap - 1200m



27 May 2023 - 17:55

Track Rating: Good 4, Weather: Fine, Rail Position: True

| Section | Overall | 1000m | 800m | 600m | 400m | 200m |
|------------------------|--------------------------|--------------------------|--------------------------|--------------------------|--------------------------|--------------------------|
| Section Times | 1:13.37 [3] (0:13.88) | 0:59.49 [2] (0:12.12) | 0:47.37 [2] (0:11.96) | 0:35.41 [3] (0:11.83) | 0:23.58 [3] (0:11.70) | 0:11.88 [4] (0:11.88) |
| Average Speed [km/h] | 51.9 | 60.0 | 60.8 | 61.3 | 61.8 | 60.5 |
| Top Speed [km/h] | 63.1 | 61.6 | 62.3 | 62.6 | 62.7 | 63.0 |
| Avg. Dist. to Rail [m] | 5.2 | 2.9 | 2.6 | 1.3 | 1.6 | 2.6 |
| Avg. Stride Freq. [Hz] | 2.2 | 2.2 | 2.3 | 2.3 | 2.3 | 2.3 |
| Avg. Stride Length [m] | 6.6 | 7.5 | 7.3 | 7.5 | 7.2 | 7.3 |



- [] Ranking at each section and finish
- .-.- No data available at this section
- NA No data available



| | |
|--------------------------------|----------------|
| Horse/Jockey Name | Cracker Essgee |
| Final Rank | 4 |
| Fastest Section Time (Section) | 0:11.67 (400m) |
| Top Speed [km/h] (Section) | 63.0 (400m) |
| Race State | Finished |



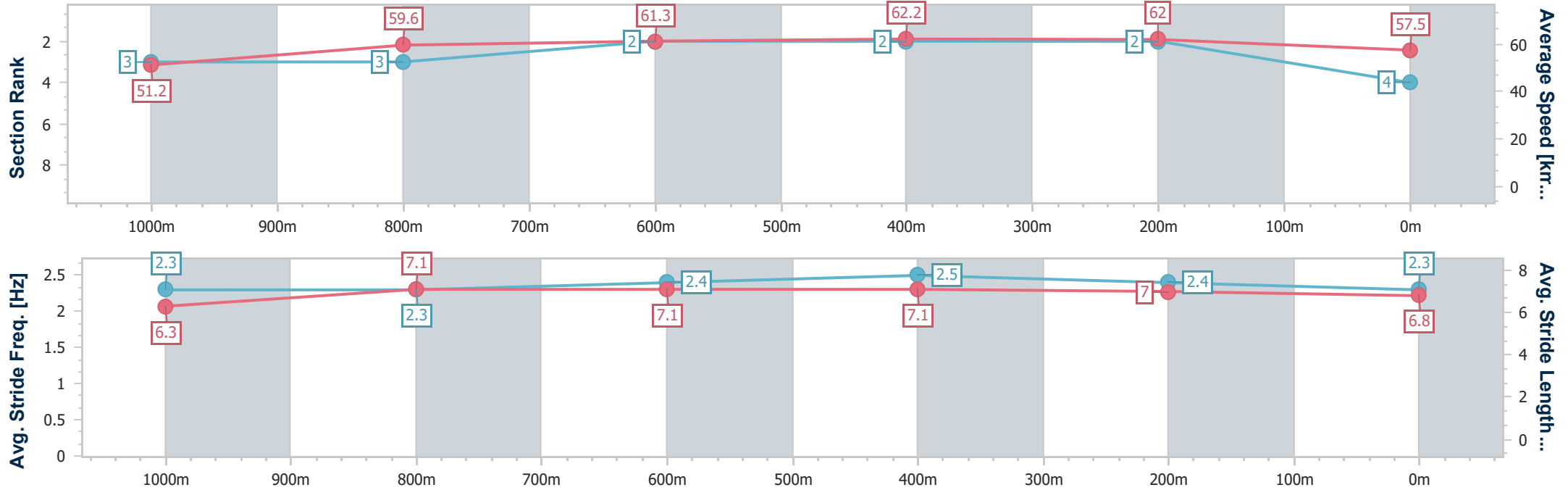
Toowoomba QLD Professional
Race 3: LAWRENCE & HANSON BENCHMARK 70 Handicap - 1200m



27 May 2023 - 17:55

Track Rating: Good 4, Weather: Fine, Rail Position: True

| Section | Overall | 1000m | 800m | 600m | 400m | 200m |
|------------------------|--------------------------|--------------------------|--------------------------|--------------------------|--------------------------|--------------------------|
| Section Times | 1:13.73 [4] (0:14.06) | 0:59.67 [3] (0:12.06) | 0:47.61 [3] (0:11.76) | 0:35.85 [2] (0:11.69) | 0:24.16 [2] (0:11.67) | 0:12.49 [2] (0:12.49) |
| Average Speed [km/h] | 51.2 | 59.6 | 61.3 | 62.2 | 62.0 | 57.5 |
| Top Speed [km/h] | 62.8 | 61.2 | 63.0 | 62.9 | 63.0 | 61.1 |
| Avg. Dist. to Rail [m] | 0.8 | 0.8 | 1.2 | 2.2 | 1.0 | 0.7 |
| Avg. Stride Freq. [Hz] | 2.3 | 2.3 | 2.4 | 2.5 | 2.4 | 2.3 |
| Avg. Stride Length [m] | 6.3 | 7.1 | 7.1 | 7.1 | 7.0 | 6.8 |



- [] Ranking at each section and finish
- .-.- No data available at this section
- NA No data available



| | |
|--------------------------------|----------------|
| Horse/Jockey Name | Hyland Bay |
| Final Rank | 5 |
| Fastest Section Time (Section) | 0:11.63 (400m) |
| Top Speed [km/h] (Section) | 63.0 (Overall) |
| Race State | Finished |



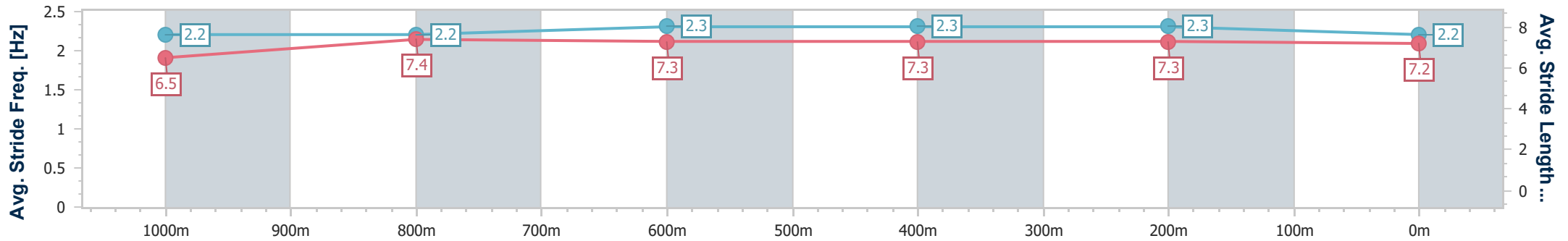
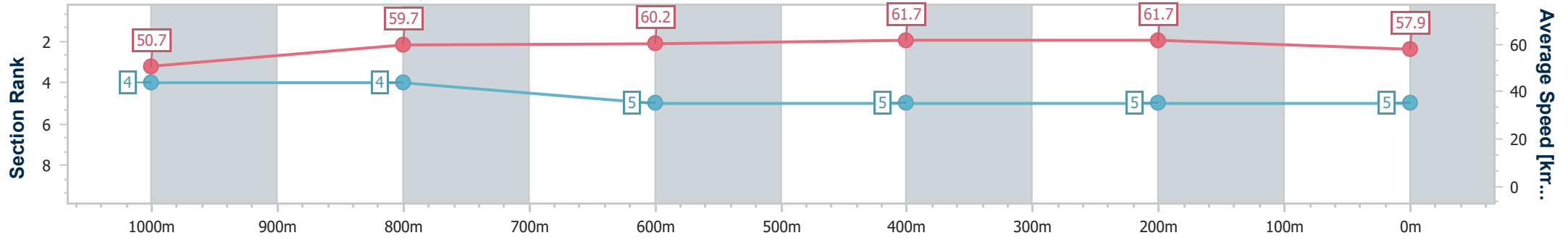
Toowoomba QLD Professional
Race 3: LAWRENCE & HANSON BENCHMARK 70 Handicap - 1200m



27 May 2023 - 17:55

Track Rating: Good 4, Weather: Fine, Rail Position: True

| Section | Overall | 1000m | 800m | 600m | 400m | 200m |
|------------------------|--------------------------|--------------------------|--------------------------|--------------------------|--------------------------|--------------------------|
| Section Times | 1:14.04 [5] (0:14.23) | 0:59.81 [4] (0:12.03) | 0:47.78 [4] (0:11.97) | 0:35.81 [5] (0:11.76) | 0:24.05 [5] (0:11.63) | 0:12.42 [5] (0:12.42) |
| Average Speed [km/h] | 50.7 | 59.7 | 60.2 | 61.7 | 61.7 | 57.9 |
| Top Speed [km/h] | 63.0 | 62.6 | 61.9 | 62.9 | 62.5 | 59.7 |
| Avg. Dist. to Rail [m] | 1.5 | 0.6 | 0.9 | 1.5 | 0.7 | 1.5 |
| Avg. Stride Freq. [Hz] | 2.2 | 2.2 | 2.3 | 2.3 | 2.3 | 2.2 |
| Avg. Stride Length [m] | 6.5 | 7.4 | 7.3 | 7.3 | 7.3 | 7.2 |



- [] Ranking at each section and finish
- .-.- No data available at this section
- NA No data available



| | |
|--------------------------------|----------------|
| Horse/Jockey Name | Ruby's Lad |
| Final Rank | 6 |
| Fastest Section Time (Section) | 0:11.64 (800m) |
| Top Speed [km/h] (Section) | 63.9 (800m) |
| Race State | Finished |



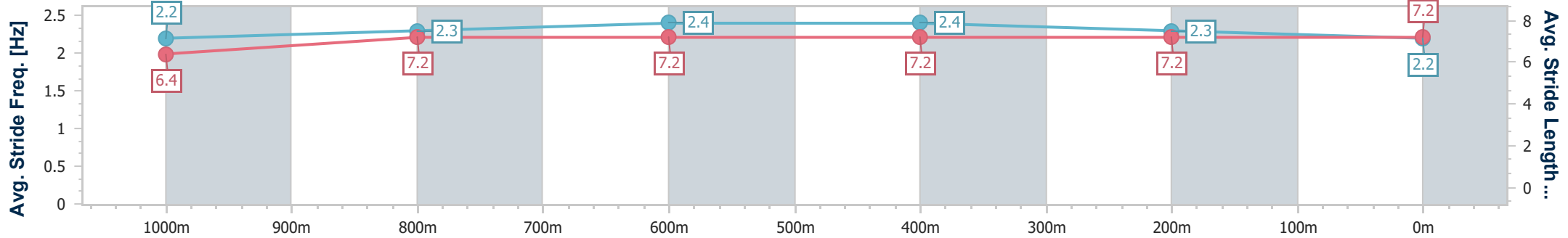
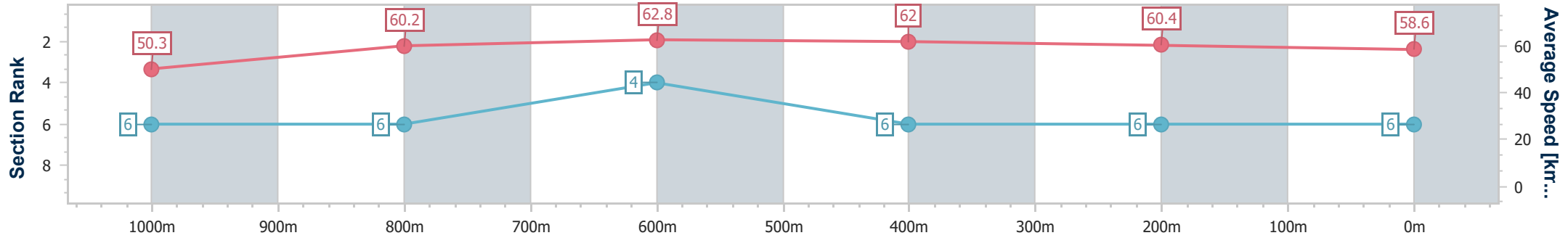
Toowoomba QLD Professional
Race 3: LAWRENCE & HANSON BENCHMARK 70 Handicap - 1200m



27 May 2023 - 17:55

Track Rating: Good 4, Weather: Fine, Rail Position: True

| Section | Overall | 1000m | 800m | 600m | 400m | 200m |
|------------------------|--------------------------|--------------------------|--------------------------|--------------------------|--------------------------|--------------------------|
| Section Times | 1:14.12 [6] (0:14.32) | 0:59.80 [6] (0:12.11) | 0:47.69 [6] (0:11.64) | 0:36.05 [4] (0:11.77) | 0:24.28 [6] (0:12.03) | 0:12.25 [6] (0:12.25) |
| Average Speed [km/h] | 50.3 | 60.2 | 62.8 | 62.0 | 60.4 | 58.6 |
| Top Speed [km/h] | 62.0 | 62.3 | 63.9 | 63.7 | 61.3 | 59.8 |
| Avg. Dist. to Rail [m] | 6.6 | 3.9 | 3.4 | 2.8 | 2.0 | 1.7 |
| Avg. Stride Freq. [Hz] | 2.2 | 2.3 | 2.4 | 2.4 | 2.3 | 2.2 |
| Avg. Stride Length [m] | 6.4 | 7.2 | 7.2 | 7.2 | 7.2 | 7.2 |



- [] Ranking at each section and finish
- .-.- No data available at this section
- NA No data available