



# Eagle Farm QLD Professional

## Race 6: AQUIS STALLIONS BRC SIRES' PRODUCE STAKES - 1400m

27 May 2023 - 14:38



BRISBANE  
RACING CLUB

Track Rating: Good 4, Weather: Fine, Rail Position: True Entire Course

Section		Overall	1200m	1000m	800m	600m	400m	Last 600m				
Field Times		1:23.88 (0:13.03)	1:10.85 (0:10.51)	1:00.34 (0:11.52)	0:48.82 (0:12.39)	0:36.43 (0:12.25)	0:24.18 (0:11.65)	0:36.43				
Rank	TAB Horse/Jockey	Barrier	Top Speed [km/h]	Fastest Section	Distance Travelled [m]							
1	1 <b>CIFRADO</b> Damien Thornton	5	68.5 1200m	0:10.68 1200m	1:23.88 [1] (0:13.84)	1:10.04 [14] (0:10.68)	0:59.36 [12] (0:11.42)	0:47.94 [10] (0:12.24)	0:35.70 [9] (0:12.01)	0:23.69 [10] (0:11.36)	0:35.70	
2	11 <b>SNAPBACK</b> Mark Zahra	18	68.8 1200m	0:10.66 1200m	1:23.94 [2] (0:13.17)	1:10.77 [4] (0:10.66)	1:00.11 [4] (0:11.43)	0:48.68 [4] (0:12.52)	0:36.16 [5] (0:11.93)	0:24.23 [2] (0:11.64)	0:36.16	+11
3	2 <b>CHRYSAOR</b> Nash Rawiller	1	68.9 1200m	0:10.63 1200m	1:24.09 [3] (0:13.30)	1:10.79 [6] (0:10.63)	1:00.16 [5] (0:11.56)	0:48.60 [5] (0:12.27)	0:36.33 [4] (0:12.14)	0:24.19 [5] (0:11.71)	0:36.33	+5
4	18 <b>MISS JOELENE</b> James Orman	6	66.9 1200m	0:10.92 1200m	1:24.13 [4] (0:13.93)	1:10.20 [15] (0:10.92)	0:59.28 [15] (0:11.60)	0:47.68 [15] (0:12.30)	0:35.38 [17] (0:11.83)	0:23.55 [16] (0:11.46)	0:35.38	+12
5	14 <b>TRIFLING</b> Ben Thompson	20	67.6 1200m	0:10.80 1200m	1:24.14 [5] (0:13.83)	1:10.31 [13] (0:10.80)	0:59.51 [14] (0:11.53)	0:47.98 [13] (0:12.33)	0:35.65 [13] (0:11.84)	0:23.81 [12] (0:11.43)	0:35.65	+14
6	4 <b>MAKE A CALL</b> Blake Shinn	19	66.3 1200m	0:10.96 1200m	1:24.15 [6] (0:14.21)	1:09.94 [17] (0:10.96)	0:58.98 [17] (0:11.42)	0:47.56 [17] (0:12.16)	0:35.40 [16] (0:11.60)	0:23.80 [13] (0:11.36)	0:35.40	+2
7	8 <b>CALIFORNIAN</b> Ryan Maloney	17	67.2 1200m	0:10.90 1200m	1:24.19 [7] (0:14.05)	1:10.14 [16] (0:10.90)	0:59.24 [16] (0:11.35)	0:47.89 [14] (0:12.25)	0:35.64 [14] (0:11.97)	0:23.67 [15] (0:11.42)	0:35.64	+10
8	6 <b>CHEVRON</b> Craig Williams	22	66.4 1000m	0:11.06 1200m	1:24.22 [8] (0:14.38)	1:09.84 [18] (0:11.06)	0:58.78 [18] (0:11.30)	0:47.48 [18] (0:12.20)	0:35.28 [18] (0:11.88)	0:23.40 [18] (0:11.36)	0:35.28	+10
9	9 <b>SOLIDIFY</b> Ryan Elliot	4	67.8 Overall	0:10.74 1200m	1:24.68 [9] (0:13.58)	1:11.10 [11] (0:10.74)	1:00.36 [9] (0:11.46)	0:48.90 [8] (0:12.22)	0:36.68 [7] (0:12.04)	0:24.64 [7] (0:11.91)	0:36.68	+3
10	15 <b>ZIA</b> Sam Clipperton	11	68.8 1200m	0:10.66 1200m	1:24.70 [10] (0:13.03)	1:11.67 [1] (0:10.66)	1:01.01 [3] (0:11.48)	0:49.53 [2] (0:12.39)	0:37.14 [2] (0:12.28)	0:24.86 [4] (0:11.79)	0:37.14	+7

Scratched: Boom Master (#19), Godzilla (#20), Azula (#21), Ravello (#22), Purveyor (#23)

Report Created: Sat 27 May 2023 15:33 GMT+10 (Note: Timing is based on position data)

Page 1/22

[ ] Ranking at each section and finish  
 -:-:- No data available at this section  
 NA No data available

SCN Saddle cloth number  
 DNF Did not finish  
 DNT Did not track

data processed by TRIPLESDATA



# Eagle Farm QLD Professional

## Race 6: AQUIS STALLIONS BRC SIRES' PRODUCE STAKES - 1400m

27 May 2023 - 14:38



BRISBANE  
RACING CLUB

Track Rating: Good 4, Weather: Fine, Rail Position: True Entire Course

Section							Overall	1200m	1000m	800m	600m	400m	Last 600m
Field Times							1:23.88 (0:13.03)	1:10.85 (0:10.51)	1:00.34 (0:11.52)	0:48.82 (0:12.39)	0:36.43 (0:12.25)	0:24.18 (0:11.65)	0:36.43
Rank	TAB	Horse/Jockey	Barrier	Top Speed [km/h]	Fastest Section								Distance Travelled [m]
11	5	FELIX THE SCAT Mark Du Plessis	8	68.0 1200m	0:10.74 1200m	1:24.73 [11] (0:13.47)	1:11.26 [8] (0:10.74)	1:00.52 [8] (0:11.63)	0:48.89 [9] (0:12.37)	0:36.52 [10] (0:12.03)	0:24.49 [11] (0:11.76)	0:36.52	+5
12	7	ARMED FORCES James McDonald	14	67.7 1200m	0:10.85 1200m	1:24.91 [12] (0:13.55)	1:11.36 [10] (0:10.85)	1:00.51 [10] (0:11.62)	0:48.89 [11] (0:12.34)	0:36.55 [11] (0:11.81)	0:24.74 [9] (0:11.80)	0:36.55	+14
13	10	THUNDERLIPS Jason Collett	13	67.8 1200m	0:10.83 1200m	1:24.92 [13] (0:13.36)	1:11.56 [7] (0:10.83)	1:00.73 [7] (0:11.48)	0:49.25 [7] (0:12.34)	0:36.91 [8] (0:12.00)	0:24.91 [6] (0:11.69)	0:36.91	+9
14	12	THE KING Chad Schofield	16	69.8 1200m	0:10.52 1200m	1:25.02 [14] (0:13.17)	1:11.85 [3] (0:10.52)	1:01.33 [2] (0:11.55)	0:49.78 [3] (0:12.46)	0:37.32 [3] (0:12.01)	0:25.31 [3] (0:11.81)	0:37.32	+9
15	16	RINGER'S REWARD Madeleine Wishart	9	67.7 1200m	0:10.94 1200m	1:25.16 [15] (0:13.50)	1:11.66 [9] (0:10.94)	1:00.72 [11] (0:11.66)	0:49.06 [12] (0:12.33)	0:36.73 [12] (0:12.03)	0:24.70 [14] (0:11.79)	0:36.73	+8
16	17	WITHIN REASON Craig Newitt	3	68.3 1200m	0:10.73 1200m	1:25.20 [16] (0:13.24)	1:11.96 [5] (0:10.73)	1:01.23 [6] (0:11.61)	0:49.62 [6] (0:12.42)	0:37.20 [6] (0:12.06)	0:25.14 [8] (0:12.20)	0:37.20	+9
17	13	HYDE PARK Tim Clark	23	70.4 1200m	0:10.44 1200m	1:25.41 [17] (0:13.10)	1:12.31 [2] (0:10.44)	1:01.87 [1] (0:11.52)	0:50.35 [1] (0:12.39)	0:37.96 [1] (0:12.25)	0:25.71 [1] (0:12.06)	0:37.96	+9
18	3	MISHANI GANGSTER Tegan Harrison	12	68.6 1200m	0:10.80 1200m	1:25.73 [18] (0:13.78)	1:11.95 [12] (0:10.80)	1:01.15 [13] (0:11.88)	0:49.27 [16] (0:12.29)	0:36.98 [15] (0:11.90)	0:25.08 [17] (0:11.79)	0:36.98	+10

Scratched: Boom Master (#19), Godzilla (#20), Azula (#21), Ravello (#22), Purveyor (#23)

[ ] Ranking at each section and finish  
 -:-:- No data available at this section  
 NA No data available

SCN Saddle cloth number  
 DNF Did not finish  
 DNT Did not track



# Eagle Farm QLD Professional

## Race 6: AQUIS STALLIONS BRC SIRES' PRODUCE STAKES - 1400m

27 May 2023 - 14:38



BRISBANE  
RACING CLUB

Track Rating: Good 4, Weather: Fine, Rail Position: True Entire Course

Section				200m				Last 600m	
Field Times				0:12.53 (0:12.53)				0:36.43	
Rank	TAB	Horse/Jockey	Barrier	Top Speed [km/h]	Fastest Section	Margin			Distance Travelled [m]
1	1	<b>CIFRADO</b> Damien Thornton	5	68.5 1200m	0:10.68 1200m	0:12.33 [3] (0:12.33)	1:23.88		0:35.70
2	11	<b>SNAPBACK</b> Mark Zahra	18	68.8 1200m	0:10.66 1200m	0:12.59 [1] (0:12.59)	0.38L		0:36.16 +11
3	2	<b>CHRYSAOR</b> Nash Rawiller	1	68.9 1200m	0:10.63 1200m	0:12.48 [4] (0:12.48)	1.22L		0:36.33 +5
4	18	<b>MISS JOELENE</b> James Orman	6	66.9 1200m	0:10.92 1200m	0:12.09 [14] (0:12.09)	1.5L		0:35.38 +12
5	14	<b>TRIFLING</b> Ben Thompson	20	67.6 1200m	0:10.80 1200m	0:12.38 [8] (0:12.38)	1.57L		0:35.65 +14
6	4	<b>MAKE A CALL</b> Blake Shinn	19	66.3 1200m	0:10.96 1200m	0:12.44 [7] (0:12.44)	1.59L		0:35.40 +2
7	8	<b>CALIFORNIAN</b> Ryan Maloney	17	67.2 1200m	0:10.90 1200m	0:12.25 [10] (0:12.25)	1.81L		0:35.64 +10
8	6	<b>CHEVRON</b> Craig Williams	22	66.4 1000m	0:11.06 1200m	0:12.04 [15] (0:12.04)	2.01L		0:35.28 +10
9	9	<b>SOLIDIFY</b> Ryan Elliot	4	67.8 Overall	0:10.74 1200m	0:12.73 [11] (0:12.73)	4.72L		0:36.68 +3
10	15	<b>ZIA</b> Sam Clipperton	11	68.8 1200m	0:10.66 1200m	0:13.07 [5] (0:13.07)	4.83L		0:37.14 +7

Scratched: Boom Master (#19), Godzilla (#20), Azula (#21), Ravello (#22), Purveyor (#23)

Report Created: Sat 27 May 2023 15:33 GMT+10 (Note: Timing is based on position data)

Page 3/22

[ ] Ranking at each section and finish  
 -:-:- No data available at this section  
 NA No data available

SCN Saddle cloth number  
 DNF Did not finish  
 DNT Did not track

data processed by  TRIPLESDATA



# Eagle Farm QLD Professional

## Race 6: AQUIS STALLIONS BRC SIRES' PRODUCE STAKES - 1400m

27 May 2023 - 14:38



BRISBANE  
RACING CLUB

Track Rating: Good 4, Weather: Fine, Rail Position: True Entire Course

Section							200m			Last 600m
Field Times							0:12.53 (0:12.53)			0:36.43
Rank	TAB	Horse/Jockey	Barrier	Top Speed [km/h]	Fastest Section	Margin			Distance Travelled [m]	
11	5	<b>FELIX THE SCAT</b> Mark Du Plessis	8	68.0 1200m	0:10.74 1200m	0:12.73 [13] (0:12.73)	5.01L		0:36.52	+5
12	7	<b>ARMED FORCES</b> James McDonald	14	67.7 1200m	0:10.85 1200m	0:12.94 [12] (0:12.94)	6.05L		0:36.55	+14
13	10	<b>THUNDERLIPS</b> Jason Collett	13	67.8 1200m	0:10.83 1200m	0:13.22 [6] (0:13.22)	6.14L		0:36.91	+9
14	12	<b>THE KING</b> Chad Schofield	16	69.8 1200m	0:10.52 1200m	0:13.50 [2] (0:13.50)	6.74L		0:37.32	+9
15	16	<b>RINGER'S REWARD</b> Madeleine Wishart	9	67.7 1200m	0:10.94 1200m	0:12.91 [16] (0:12.91)	7.55L		0:36.73	+8
16	17	<b>WITHIN REASON</b> Craig Newitt	3	68.3 1200m	0:10.73 1200m	0:12.94 [17] (0:12.94)	7.79L		0:37.20	+9
17	13	<b>HYDE PARK</b> Tim Clark	23	70.4 1200m	0:10.44 1200m	0:13.65 [9] (0:13.65)	9.01L		0:37.96	+9
18	3	<b>MISHANI GANGSTER</b> Tegan Harrison	12	68.6 1200m	0:10.80 1200m	0:13.29 [18] (0:13.29)	10.92L		0:36.98	+10

Scratched: Boom Master (#19), Godzilla (#20), Azula (#21), Ravello (#22), Purveyor (#23)



Horse/Jockey Name	Cifrado
Final Rank	1
Fastest Section Time (Section)	0:10.68 (1200m)
Top Speed [km/h] (Section)	68.5 (1200m)
Race State	Finished

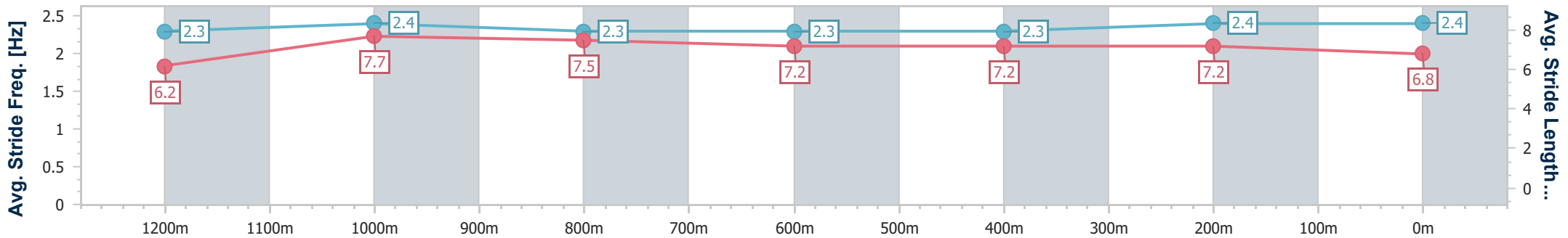
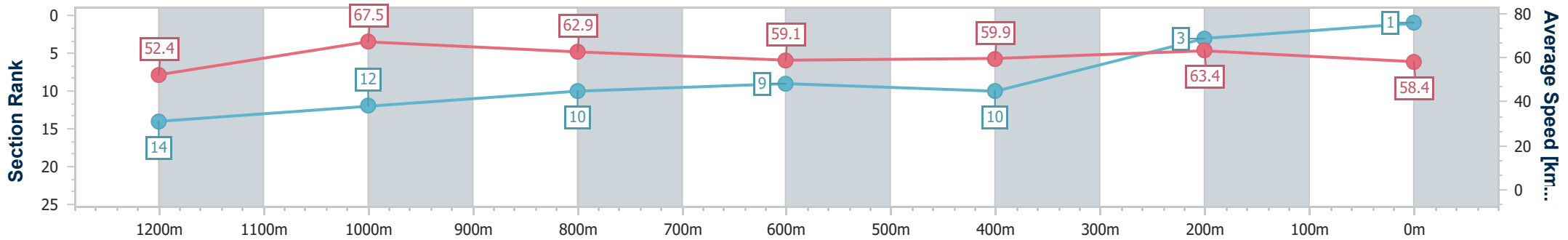


Eagle Farm QLD Professional  
 Race 6: AQUIS STALLIONS BRC SIRES' PRODUCE STAKES - 1400m  
 27 May 2023 - 14:38  
 Track Rating: Good 4, Weather: Fine, Rail Position: True Entire Course



BRISBANE RACING CLUB

Section	Overall	1200m	1000m	800m	600m	400m	200m
Section Times	1:23.88 [1] (0:13.84)	1:10.04 [14] (0:10.68)	0:59.36 [12] (0:11.42)	0:47.94 [10] (0:12.24)	0:35.70 [9] (0:12.01)	0:23.69 [10] (0:11.36)	0:12.33 [3] (0:12.33)
Average Speed [km/h]	52.4	67.5	62.9	59.1	59.9	63.4	58.4
Top Speed [km/h]	66.4	68.5	66.2	62.1	63.4	64.8	61.7
Avg. Dist. to Rail [m]	15.2	0.9	0.2	0.6	0.4	0.5	0.5
Avg. Stride Freq. [Hz]	2.3	2.4	2.3	2.3	2.3	2.4	2.4
Avg. Stride Length [m]	6.2	7.7	7.5	7.2	7.2	7.2	6.8



- [ ] Ranking at each section and finish
- .-.- No data available at this section
- NA No data available



Horse/Jockey Name	Snapback
Final Rank	2
Fastest Section Time (Section)	0:10.66 (1200m)
Top Speed [km/h] (Section)	68.8 (1200m)
Race State	Finished

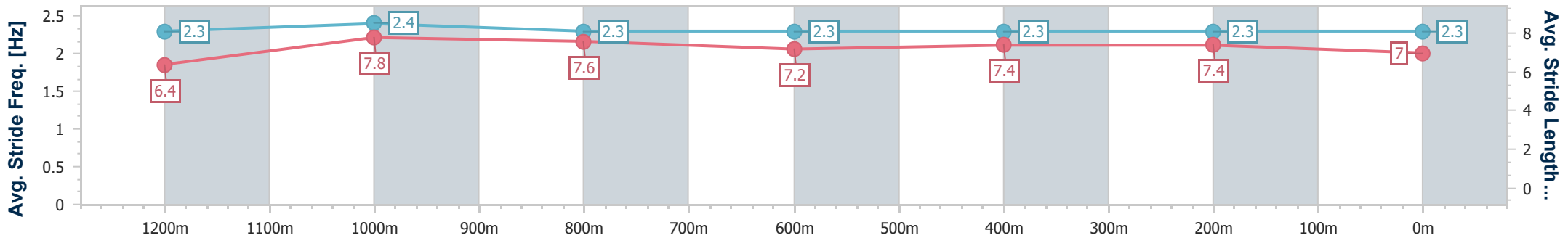
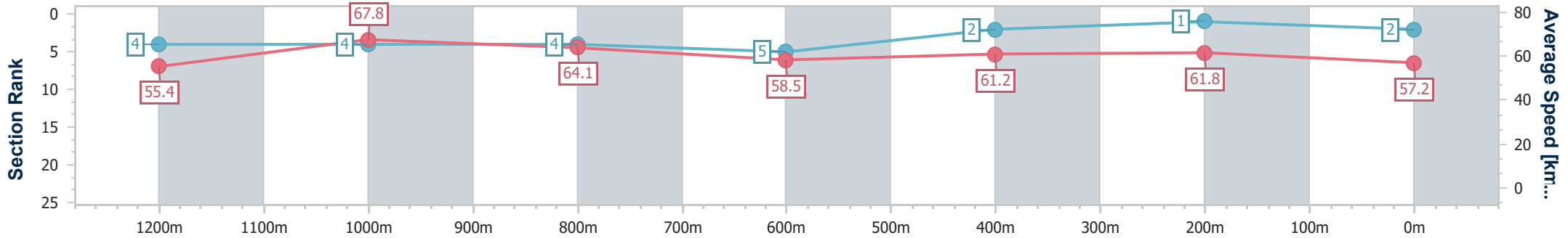


Eagle Farm QLD Professional  
 Race 6: AQUIS STALLIONS BRC SIRE'S' PRODUCE STAKES - 1400m  
 27 May 2023 - 14:38  
 Track Rating: Good 4, Weather: Fine, Rail Position: True Entire Course



BRISBANE RACING CLUB

Section	Overall	1200m	1000m	800m	600m	400m	200m
Section Times	1:23.94 [2] (0:13.17)	1:10.77 [4] (0:10.66)	1:00.11 [4] (0:11.43)	0:48.68 [4] (0:12.52)	0:36.16 [5] (0:11.93)	0:24.23 [2] (0:11.64)	0:12.59 [1] (0:12.59)
Average Speed [km/h]	55.4	67.8	64.1	58.5	61.2	61.8	57.2
Top Speed [km/h]	68.3	68.8	65.9	61.3	63.1	63.7	59.1
Avg. Dist. to Rail [m]	24.7	5.4	3.5	3.8	2.7	3.3	2.4
Avg. Stride Freq. [Hz]	2.3	2.4	2.3	2.3	2.3	2.3	2.3
Avg. Stride Length [m]	6.4	7.8	7.6	7.2	7.4	7.4	7.0



- [ ] Ranking at each section and finish
- .-.- No data available at this section
- NA No data available



Horse/Jockey Name	Chrysaor
Final Rank	3
Fastest Section Time (Section)	0:10.63 (1200m)
Top Speed [km/h] (Section)	68.9 (1200m)
Race State	Finished

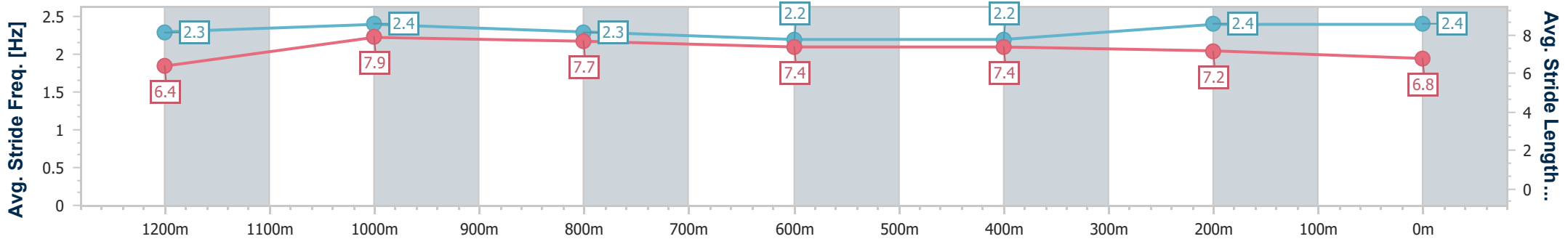
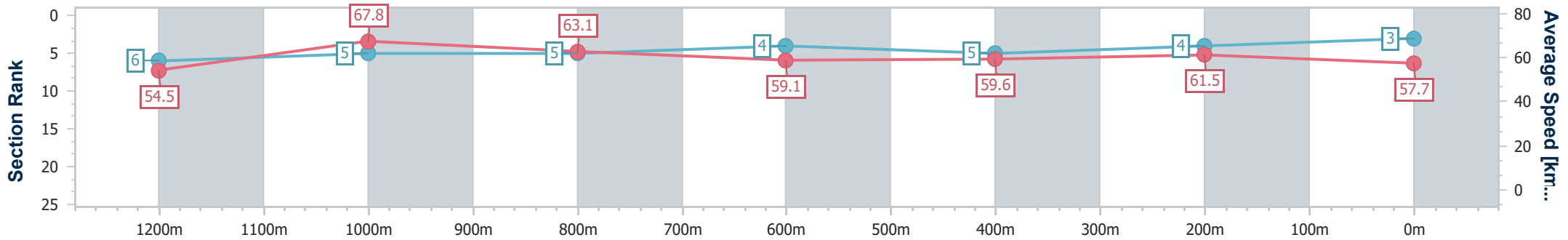


Eagle Farm QLD Professional  
 Race 6: AQUIS STALLIONS BRC SIRES' PRODUCE STAKES - 1400m  
 27 May 2023 - 14:38  
 Track Rating: Good 4, Weather: Fine, Rail Position: True Entire Course



BRISBANE RACING CLUB

Section	Overall	1200m	1000m	800m	600m	400m	200m
Section Times	1:24.09 [3] (0:13.30)	1:10.79 [6] (0:10.63)	1:00.16 [5] (0:11.56)	0:48.60 [5] (0:12.27)	0:36.33 [4] (0:12.14)	0:24.19 [5] (0:11.71)	0:12.48 [4] (0:12.48)
Average Speed [km/h]	54.5	67.8	63.1	59.1	59.6	61.5	57.7
Top Speed [km/h]	68.1	68.9	65.6	61.9	61.1	62.2	60.9
Avg. Dist. to Rail [m]	15.9	2.6	2.4	1.9	0.9	3.8	4.3
Avg. Stride Freq. [Hz]	2.3	2.4	2.3	2.2	2.2	2.4	2.4
Avg. Stride Length [m]	6.4	7.9	7.7	7.4	7.4	7.2	6.8



- [ ] Ranking at each section and finish
- .-.- No data available at this section
- NA No data available



Horse/Jockey Name	Miss Joelene
Final Rank	4
Fastest Section Time (Section)	0:10.92 (1200m)
Top Speed [km/h] (Section)	66.9 (1200m)
Race State	Finished

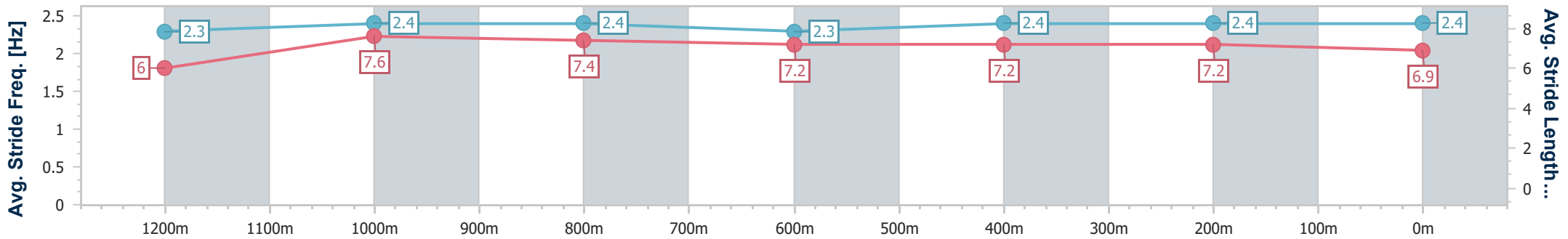
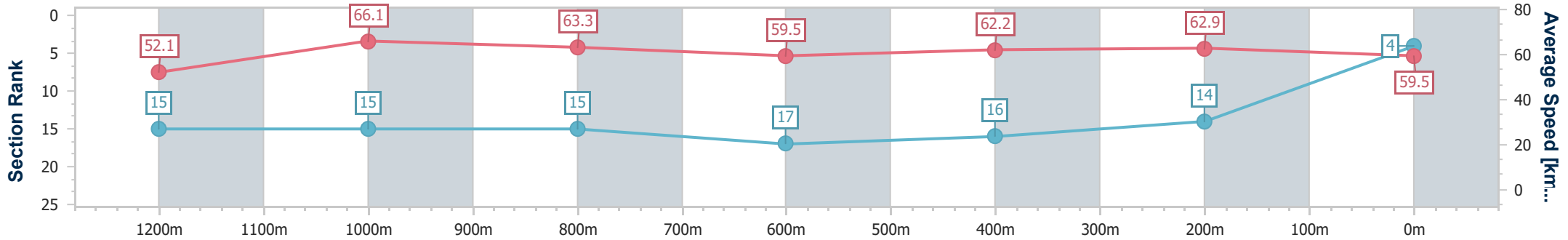


Eagle Farm QLD Professional  
 Race 6: AQUIS STALLIONS BRC SIRES' PRODUCE STAKES - 1400m  
 27 May 2023 - 14:38  
 Track Rating: Good 4, Weather: Fine, Rail Position: True Entire Course



BRISBANE RACING CLUB

Section	Overall	1200m	1000m	800m	600m	400m	200m
Section Times	1:24.13 [4] (0:13.93)	1:10.20 [15] (0:10.92)	0:59.28 [15] (0:11.60)	0:47.68 [15] (0:12.30)	0:35.38 [17] (0:11.83)	0:23.55 [16] (0:11.46)	0:12.09 [14] (0:12.09)
Average Speed [km/h]	52.1	66.1	63.3	59.5	62.2	62.9	59.5
Top Speed [km/h]	65.0	66.9	66.0	62.8	64.6	64.2	62.3
Avg. Dist. to Rail [m]	17.7	3.4	3.9	3.6	4.3	8.1	8.0
Avg. Stride Freq. [Hz]	2.3	2.4	2.4	2.3	2.4	2.4	2.4
Avg. Stride Length [m]	6.0	7.6	7.4	7.2	7.2	7.2	6.9



- [ ] Ranking at each section and finish
- .-.- No data available at this section
- NA No data available





Horse/Jockey Name	Trifling
Final Rank	5
Fastest Section Time (Section)	0:10.80 (1200m)
Top Speed [km/h] (Section)	67.6 (1200m)
Race State	Finished

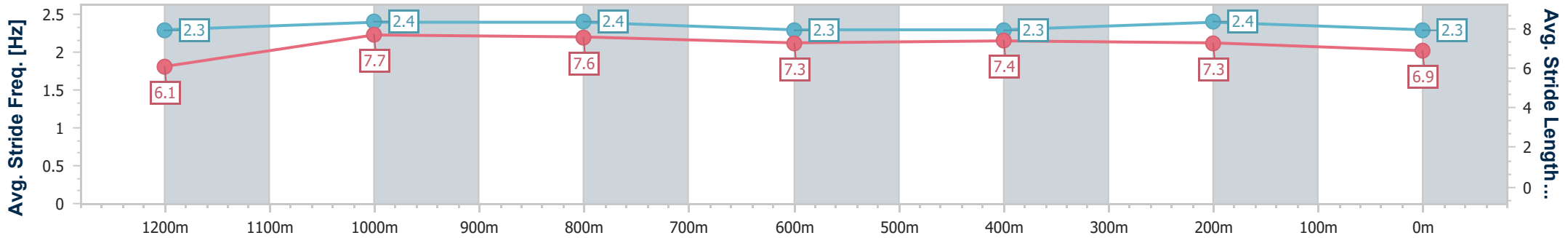
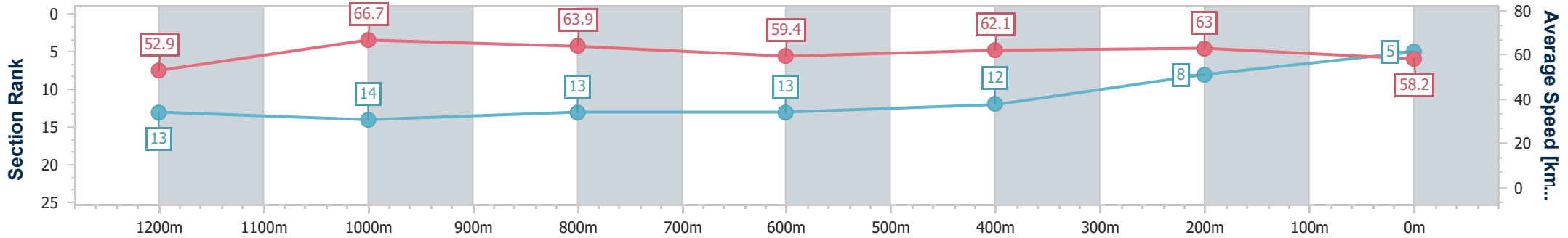


Eagle Farm QLD Professional  
 Race 6: AQUIS STALLIONS BRC SIRES' PRODUCE STAKES - 1400m  
 27 May 2023 - 14:38  
 Track Rating: Good 4, Weather: Fine, Rail Position: True Entire Course



BRISBANE RACING CLUB

Section	Overall	1200m	1000m	800m	600m	400m	200m
Section Times	1:24.14 [5] (0:13.83)	1:10.31 [13] (0:10.80)	0:59.51 [14] (0:11.53)	0:47.98 [13] (0:12.33)	0:35.65 [13] (0:11.84)	0:23.81 [12] (0:11.43)	0:12.38 [8] (0:12.38)
Average Speed [km/h]	52.9	66.7	63.9	59.4	62.1	63.0	58.2
Top Speed [km/h]	65.8	67.6	66.3	62.4	64.4	64.7	61.3
Avg. Dist. to Rail [m]	24.0	4.5	4.5	3.6	4.3	6.9	5.1
Avg. Stride Freq. [Hz]	2.3	2.4	2.4	2.3	2.3	2.4	2.3
Avg. Stride Length [m]	6.1	7.7	7.6	7.3	7.4	7.3	6.9



- [ ] Ranking at each section and finish
- .-.- No data available at this section
- NA No data available



Horse/Jockey Name	Make A Call
Final Rank	6
Fastest Section Time (Section)	0:10.96 (1200m)
Top Speed [km/h] (Section)	66.3 (1200m)
Race State	Finished



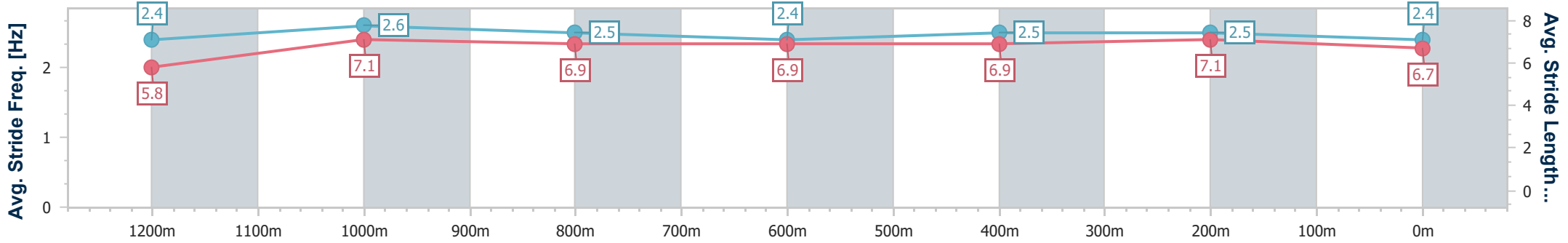
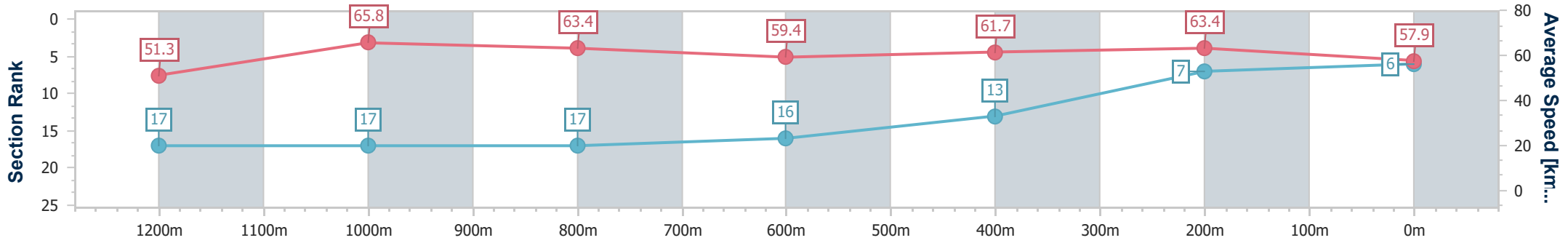
Eagle Farm QLD Professional  
Race 6: AQUIS STALLIONS BRC SIRES' PRODUCE STAKES - 1400m



27 May 2023 - 14:38  
Track Rating: Good 4, Weather: Fine, Rail Position: True Entire Course

BRISBANE RACING CLUB

Section	Overall	1200m	1000m	800m	600m	400m	200m
Section Times	1:24.15 [6] (0:14.21)	1:09.94 [17] (0:10.96)	0:58.98 [17] (0:11.42)	0:47.56 [17] (0:12.16)	0:35.40 [16] (0:11.60)	0:23.80 [13] (0:11.36)	0:12.44 [7] (0:12.44)
Average Speed [km/h]	51.3	65.8	63.4	59.4	61.7	63.4	57.9
Top Speed [km/h]	64.1	66.3	65.8	63.2	63.9	64.6	61.3
Avg. Dist. to Rail [m]	23.0	4.0	1.0	1.0	1.4	1.6	1.9
Avg. Stride Freq. [Hz]	2.4	2.6	2.5	2.4	2.5	2.5	2.4
Avg. Stride Length [m]	5.8	7.1	6.9	6.9	6.9	7.1	6.7



- [ ] Ranking at each section and finish
- .-.- No data available at this section
- NA No data available



Horse/Jockey Name	Californian
Final Rank	7
Fastest Section Time (Section)	0:10.90 (1200m)
Top Speed [km/h] (Section)	67.2 (1200m)
Race State	Finished

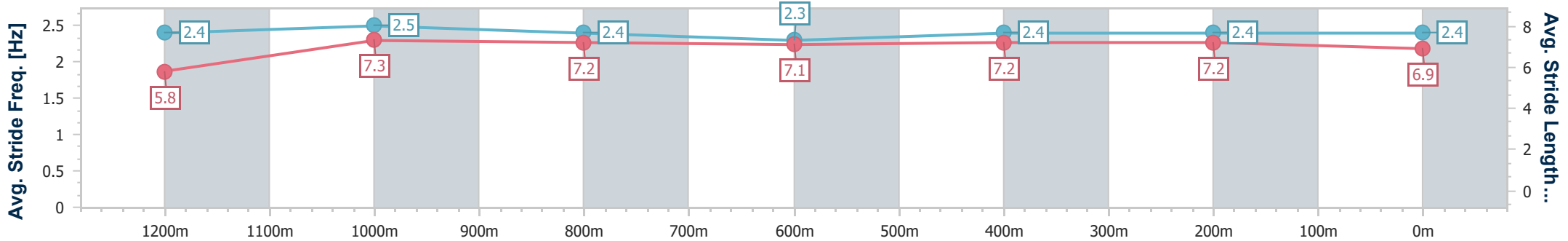
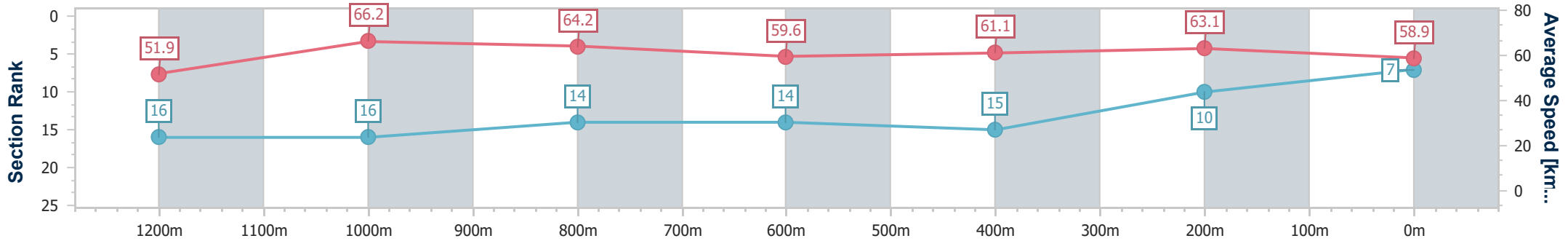


Eagle Farm QLD Professional  
 Race 6: AQUIS STALLIONS BRC SIRES' PRODUCE STAKES - 1400m  
 27 May 2023 - 14:38  
 Track Rating: Good 4, Weather: Fine, Rail Position: True Entire Course



BRISBANE RACING CLUB

Section	Overall	1200m	1000m	800m	600m	400m	200m
Section Times	1:24.19 [7] (0:14.05)	1:10.14 [16] (0:10.90)	0:59.24 [16] (0:11.35)	0:47.89 [14] (0:12.25)	0:35.64 [14] (0:11.97)	0:23.67 [15] (0:11.42)	0:12.25 [10] (0:12.25)
Average Speed [km/h]	51.9	66.2	64.2	59.6	61.1	63.1	58.9
Top Speed [km/h]	64.9	67.2	66.8	63.0	64.2	65.3	61.3
Avg. Dist. to Rail [m]	22.2	2.3	2.2	3.5	3.2	3.0	1.5
Avg. Stride Freq. [Hz]	2.4	2.5	2.4	2.3	2.4	2.4	2.4
Avg. Stride Length [m]	5.8	7.3	7.2	7.1	7.2	7.2	6.9



- [ ] Ranking at each section and finish
- .-.- No data available at this section
- NA No data available



Horse/Jockey Name	Chevron
Final Rank	8
Fastest Section Time (Section)	0:11.06 (1200m)
Top Speed [km/h] (Section)	66.4 (1000m)
Race State	Finished

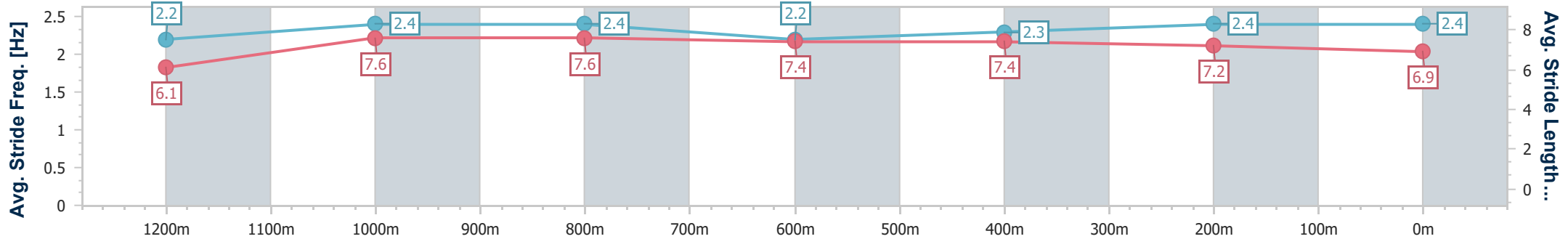
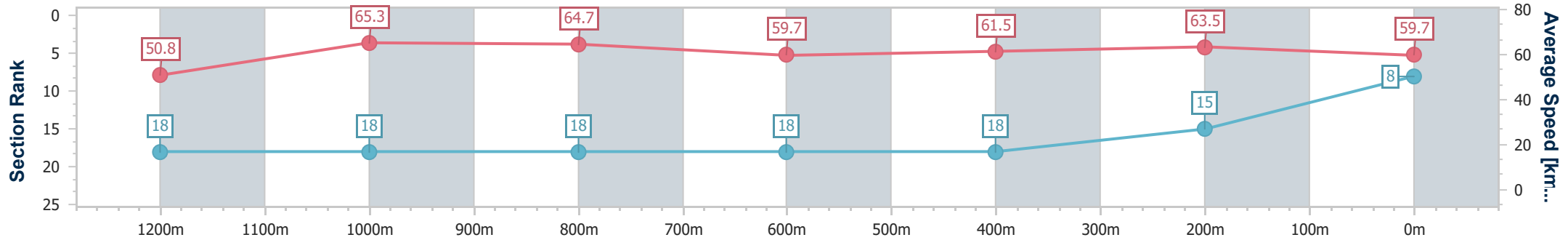


Eagle Farm QLD Professional  
 Race 6: AQUIS STALLIONS BRC SIRES' PRODUCE STAKES - 1400m  
 27 May 2023 - 14:38  
 Track Rating: Good 4, Weather: Fine, Rail Position: True Entire Course



BRISBANE RACING CLUB

Section	Overall	1200m	1000m	800m	600m	400m	200m
Section Times	1:24.22 [8] (0:14.38)	1:09.84 [18] (0:11.06)	0:58.78 [18] (0:11.30)	0:47.48 [18] (0:12.20)	0:35.28 [18] (0:11.88)	0:23.40 [18] (0:11.36)	0:12.04 [15] (0:12.04)
Average Speed [km/h]	50.8	65.3	64.7	59.7	61.5	63.5	59.7
Top Speed [km/h]	63.1	66.1	66.4	63.1	63.6	64.6	62.9
Avg. Dist. to Rail [m]	25.1	3.9	2.9	2.5	3.0	8.2	7.8
Avg. Stride Freq. [Hz]	2.2	2.4	2.4	2.2	2.3	2.4	2.4
Avg. Stride Length [m]	6.1	7.6	7.6	7.4	7.4	7.2	6.9



- [ ] Ranking at each section and finish
- .-.- No data available at this section
- NA No data available



Horse/Jockey Name	Solidify
Final Rank	9
Fastest Section Time (Section)	0:10.74 (1200m)
Top Speed [km/h] (Section)	67.8 (Overall)
Race State	Finished



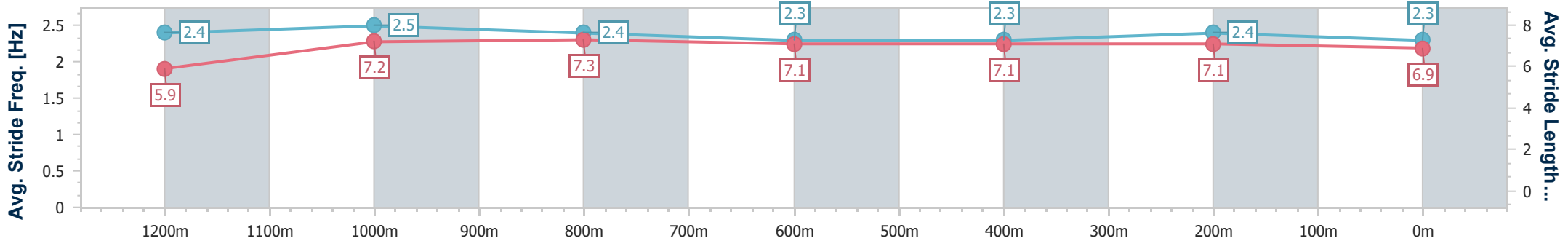
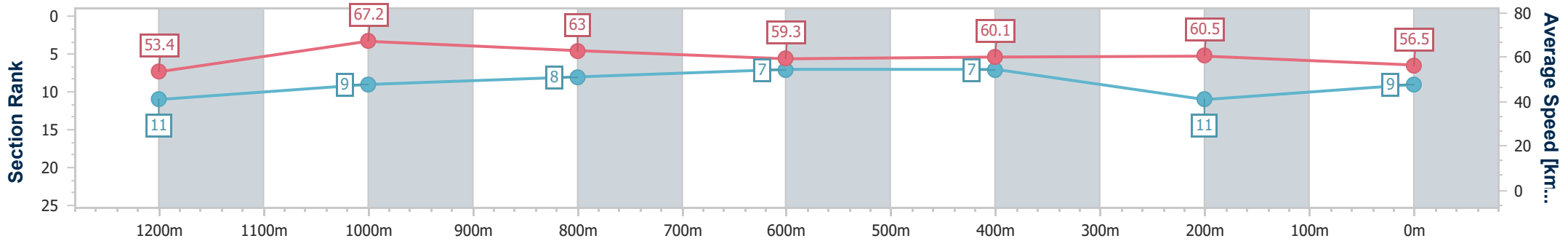
Eagle Farm QLD Professional  
Race 6: AQUIS STALLIONS BRC SIRES' PRODUCE STAKES - 1400m



27 May 2023 - 14:38  
Track Rating: Good 4, Weather: Fine, Rail Position: True Entire Course

BRISBANE RACING CLUB

Section	Overall	1200m	1000m	800m	600m	400m	200m
Section Times	1:24.68 [9] (0:13.58)	1:11.10 [11] (0:10.74)	1:00.36 [9] (0:11.46)	0:48.90 [8] (0:12.22)	0:36.68 [7] (0:12.04)	0:24.64 [7] (0:11.91)	0:12.73 [11] (0:12.73)
Average Speed [km/h]	53.4	67.2	63.0	59.3	60.1	60.5	56.5
Top Speed [km/h]	67.8	67.8	65.9	62.4	62.4	63.9	58.9
Avg. Dist. to Rail [m]	16.4	2.1	1.0	1.2	0.9	4.1	4.3
Avg. Stride Freq. [Hz]	2.4	2.5	2.4	2.3	2.3	2.4	2.3
Avg. Stride Length [m]	5.9	7.2	7.3	7.1	7.1	7.1	6.9



- [ ] Ranking at each section and finish
- .-.- No data available at this section
- NA No data available



Horse/Jockey Name	Zia
Final Rank	10
Fastest Section Time (Section)	0:10.66 (1200m)
Top Speed [km/h] (Section)	68.8 (1200m)
Race State	Finished

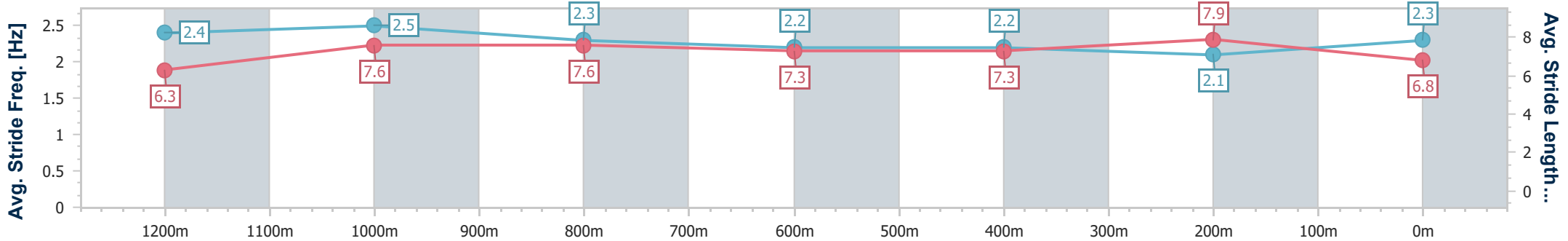
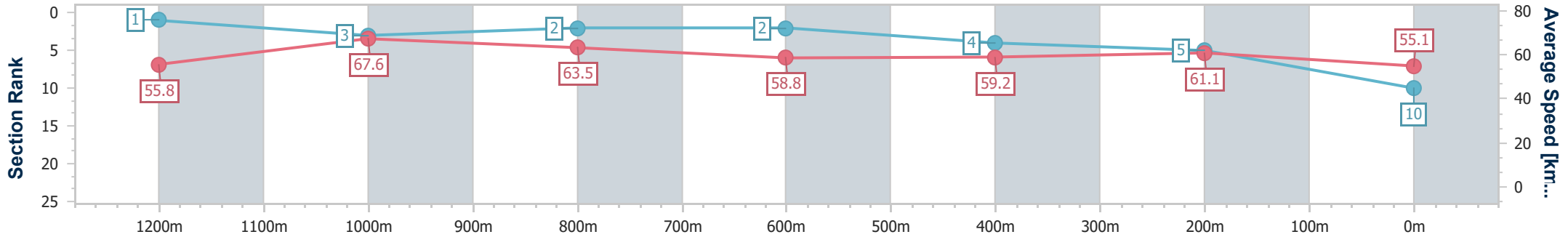


Eagle Farm QLD Professional  
 Race 6: AQUIS STALLIONS BRC SIRES' PRODUCE STAKES - 1400m  
 27 May 2023 - 14:38  
 Track Rating: Good 4, Weather: Fine, Rail Position: True Entire Course



BRISBANE RACING CLUB

Section	Overall	1200m	1000m	800m	600m	400m	200m
Section Times	1:24.70 [10] (0:13.03)	1:11.67 [1] (0:10.66)	1:01.01 [3] (0:11.48)	0:49.53 [2] (0:12.39)	0:37.14 [2] (0:12.28)	0:24.86 [4] (0:11.79)	0:13.07 [5] (0:13.07)
Average Speed [km/h]	55.8	67.6	63.5	58.8	59.2	61.1	55.1
Top Speed [km/h]	68.4	68.8	66.7	60.6	61.3	62.2	59.3
Avg. Dist. to Rail [m]	19.3	3.5	2.6	2.7	2.0	1.3	0.8
Avg. Stride Freq. [Hz]	2.4	2.5	2.3	2.2	2.2	2.1	2.3
Avg. Stride Length [m]	6.3	7.6	7.6	7.3	7.3	7.9	6.8



- [ ] Ranking at each section and finish
- .-.- No data available at this section
- NA No data available



Horse/Jockey Name	Felix The Scat
Final Rank	11
Fastest Section Time (Section)	0:10.74 (1200m)
Top Speed [km/h] (Section)	68.0 (1200m)
Race State	Finished

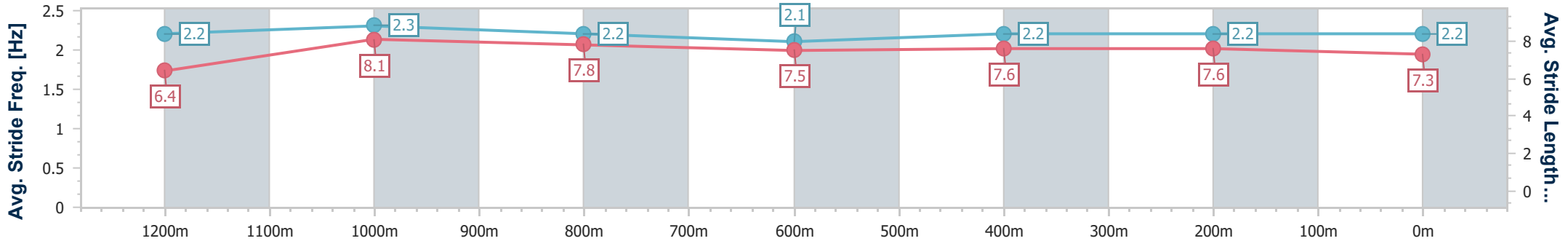
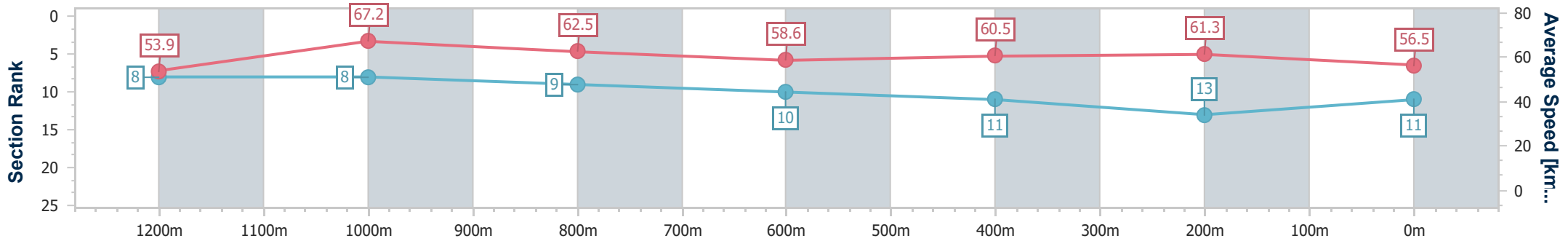


Eagle Farm QLD Professional  
 Race 6: AQUIS STALLIONS BRC SIRES' PRODUCE STAKES - 1400m  
 27 May 2023 - 14:38  
 Track Rating: Good 4, Weather: Fine, Rail Position: True Entire Course



BRISBANE RACING CLUB

Section	Overall	1200m	1000m	800m	600m	400m	200m
Section Times	1:24.73 [11] (0:13.47)	1:11.26 [8] (0:10.74)	1:00.52 [8] (0:11.63)	0:48.89 [9] (0:12.37)	0:36.52 [10] (0:12.03)	0:24.49 [11] (0:11.76)	0:12.73 [13] (0:12.73)
Average Speed [km/h]	53.9	67.2	62.5	58.6	60.5	61.3	56.5
Top Speed [km/h]	66.5	68.0	65.2	62.0	63.0	63.3	58.5
Avg. Dist. to Rail [m]	17.7	2.6	2.0	1.7	2.1	4.7	5.8
Avg. Stride Freq. [Hz]	2.2	2.3	2.2	2.1	2.2	2.2	2.2
Avg. Stride Length [m]	6.4	8.1	7.8	7.5	7.6	7.6	7.3



- [ ] Ranking at each section and finish
- .-.- No data available at this section
- NA No data available



Horse/Jockey Name	Armed Forces
Final Rank	12
Fastest Section Time (Section)	0:10.85 (1200m)
Top Speed [km/h] (Section)	67.7 (1200m)
Race State	Finished

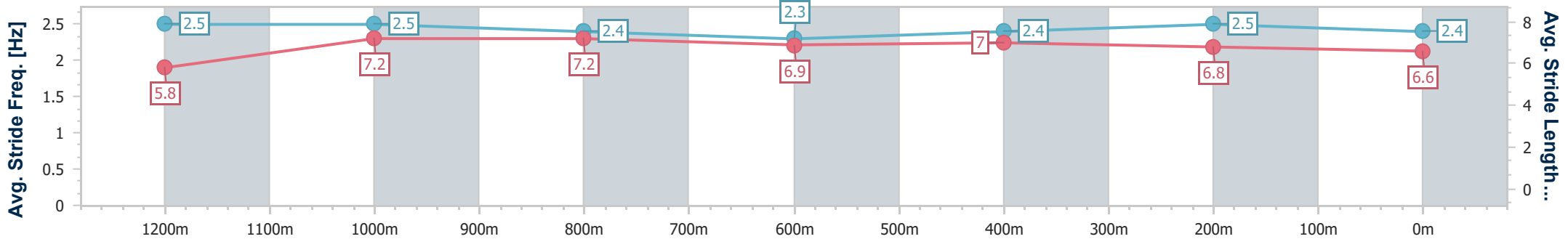
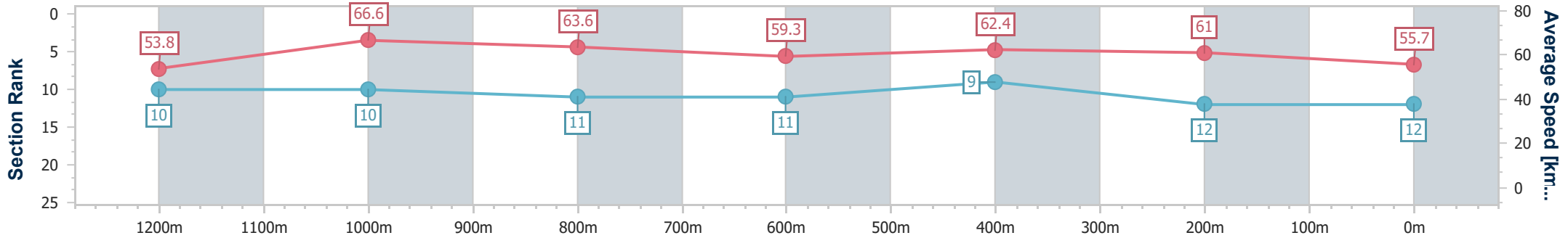


Eagle Farm QLD Professional  
 Race 6: AQUIS STALLIONS BRC SIRES' PRODUCE STAKES - 1400m  
 27 May 2023 - 14:38  
 Track Rating: Good 4, Weather: Fine, Rail Position: True Entire Course



BRISBANE RACING CLUB

Section	Overall	1200m	1000m	800m	600m	400m	200m
Section Times	1:24.91 [12] (0:13.55)	1:11.36 [10] (0:10.85)	1:00.51 [10] (0:11.62)	0:48.89 [11] (0:12.34)	0:36.55 [11] (0:11.81)	0:24.74 [9] (0:11.80)	0:12.94 [12] (0:12.94)
Average Speed [km/h]	53.8	66.6	63.6	59.3	62.4	61.0	55.7
Top Speed [km/h]	66.6	67.7	66.1	62.6	64.3	62.9	58.7
Avg. Dist. to Rail [m]	22.6	6.0	5.0	3.4	4.5	6.3	5.5
Avg. Stride Freq. [Hz]	2.5	2.5	2.4	2.3	2.4	2.5	2.4
Avg. Stride Length [m]	5.8	7.2	7.2	6.9	7.0	6.8	6.6



- [ ] Ranking at each section and finish
- .-.- No data available at this section
- NA No data available





Horse/Jockey Name	Thunderlips
Final Rank	13
Fastest Section Time (Section)	0:10.83 (1200m)
Top Speed [km/h] (Section)	67.8 (1200m)
Race State	Finished

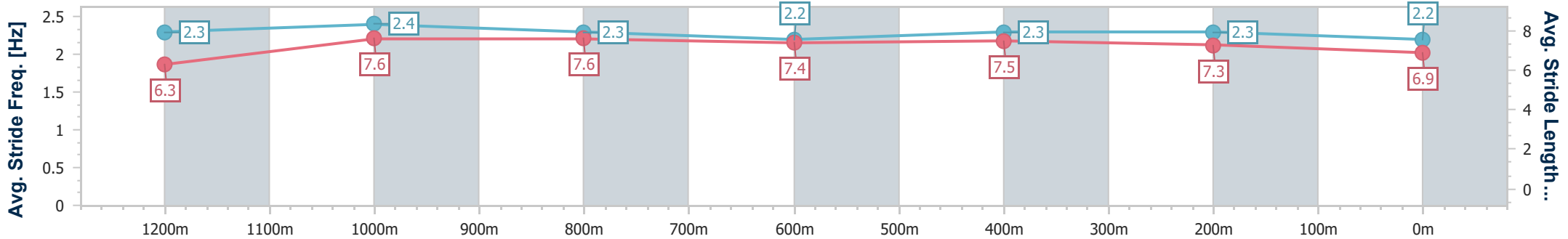
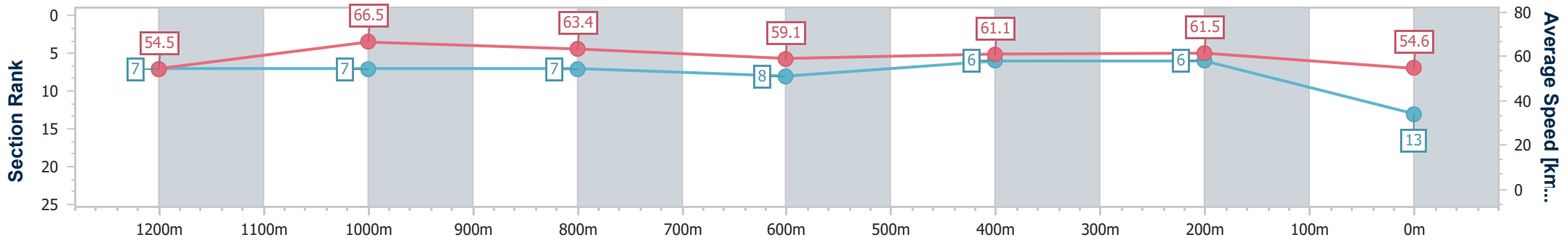


Eagle Farm QLD Professional  
 Race 6: AQUIS STALLIONS BRC SIRES' PRODUCE STAKES - 1400m  
 27 May 2023 - 14:38  
 Track Rating: Good 4, Weather: Fine, Rail Position: True Entire Course



BRISBANE RACING CLUB

Section	Overall	1200m	1000m	800m	600m	400m	200m
Section Times	1:24.92 [13] (0:13.36)	1:11.56 [7] (0:10.83)	1:00.73 [7] (0:11.48)	0:49.25 [7] (0:12.34)	0:36.91 [8] (0:12.00)	0:24.91 [6] (0:11.69)	0:13.22 [6] (0:13.22)
Average Speed [km/h]	54.5	66.5	63.4	59.1	61.1	61.5	54.6
Top Speed [km/h]	67.4	67.8	65.3	62.7	63.8	63.5	59.4
Avg. Dist. to Rail [m]	20.9	3.8	2.4	2.7	3.4	4.7	4.2
Avg. Stride Freq. [Hz]	2.3	2.4	2.3	2.2	2.3	2.3	2.2
Avg. Stride Length [m]	6.3	7.6	7.6	7.4	7.5	7.3	6.9



- [ ] Ranking at each section and finish
- .-.- No data available at this section
- NA No data available



Horse/Jockey Name	The King
Final Rank	14
Fastest Section Time (Section)	0:10.52 (1200m)
Top Speed [km/h] (Section)	69.8 (1200m)
Race State	Finished

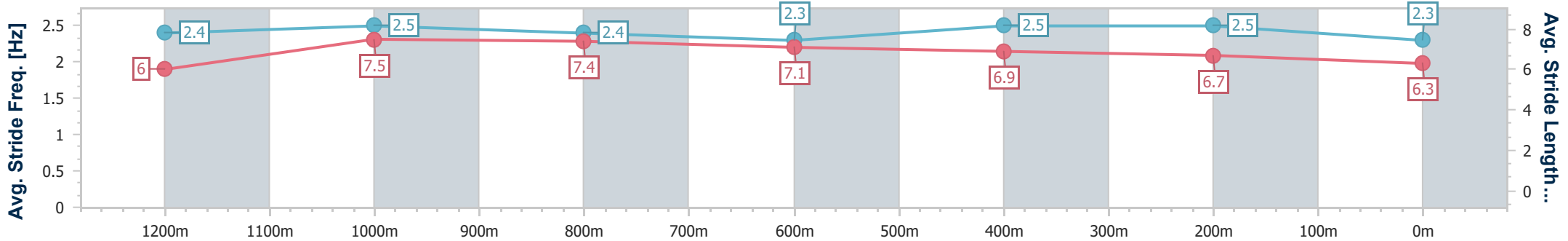
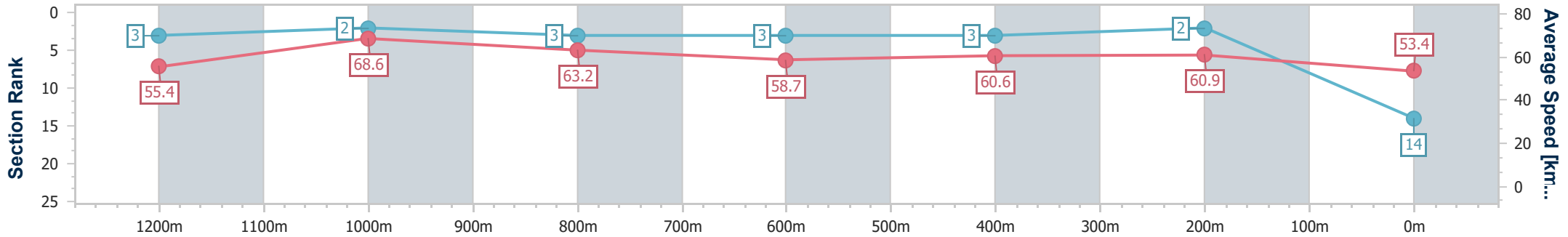


Eagle Farm QLD Professional  
 Race 6: AQUIS STALLIONS BRC SIRES' PRODUCE STAKES - 1400m  
 27 May 2023 - 14:38  
 Track Rating: Good 4, Weather: Fine, Rail Position: True Entire Course



BRISBANE RACING CLUB

Section	Overall	1200m	1000m	800m	600m	400m	200m
Section Times	1:25.02 [14] (0:13.17)	1:11.85 [3] (0:10.52)	1:01.33 [2] (0:11.55)	0:49.78 [3] (0:12.46)	0:37.32 [3] (0:12.01)	0:25.31 [3] (0:11.81)	0:13.50 [2] (0:13.50)
Average Speed [km/h]	55.4	68.6	63.2	58.7	60.6	60.9	53.4
Top Speed [km/h]	68.8	69.8	66.1	61.5	62.6	62.7	57.8
Avg. Dist. to Rail [m]	23.1	4.2	2.7	3.5	2.0	1.4	1.1
Avg. Stride Freq. [Hz]	2.4	2.5	2.4	2.3	2.5	2.5	2.3
Avg. Stride Length [m]	6.0	7.5	7.4	7.1	6.9	6.7	6.3



- [ ] Ranking at each section and finish
- .-.- No data available at this section
- NA No data available



Horse/Jockey Name	Ringer's Reward
Final Rank	15
Fastest Section Time (Section)	0:10.94 (1200m)
Top Speed [km/h] (Section)	67.7 (1200m)
Race State	Finished

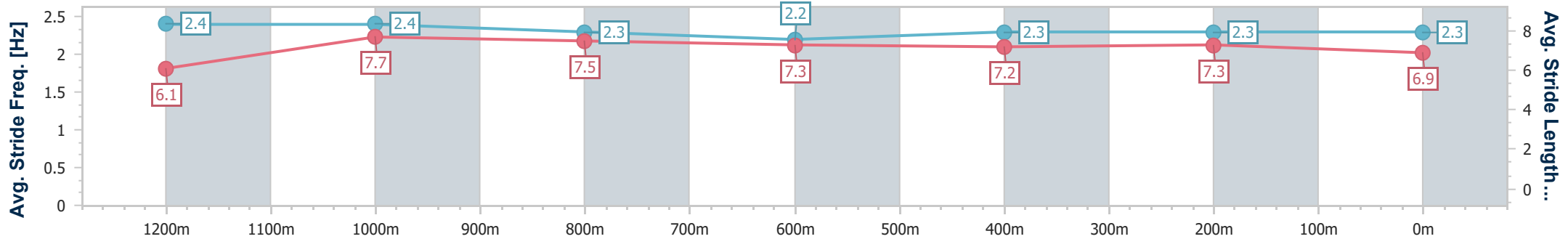
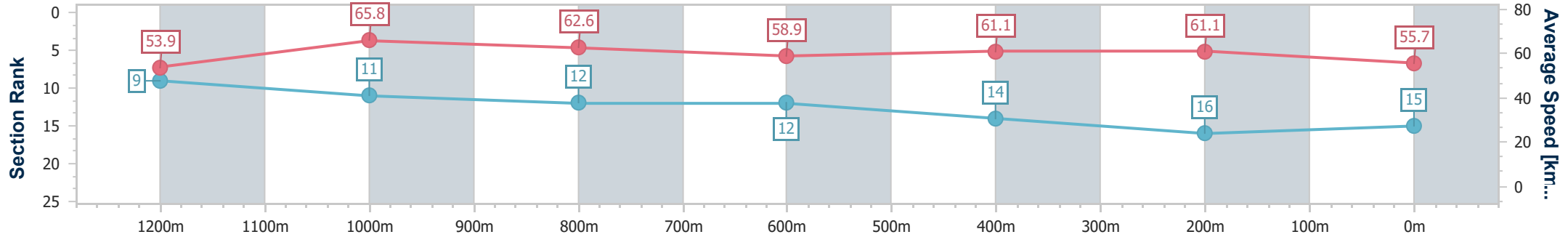


Eagle Farm QLD Professional  
 Race 6: AQUIS STALLIONS BRC SIRES' PRODUCE STAKES - 1400m  
 27 May 2023 - 14:38  
 Track Rating: Good 4, Weather: Fine, Rail Position: True Entire Course



BRISBANE RACING CLUB

Section	Overall	1200m	1000m	800m	600m	400m	200m
Section Times	1:25.16 [15] (0:13.50)	1:11.66 [9] (0:10.94)	1:00.72 [11] (0:11.66)	0:49.06 [12] (0:12.33)	0:36.73 [12] (0:12.03)	0:24.70 [14] (0:11.79)	0:12.91 [16] (0:12.91)
Average Speed [km/h]	53.9	65.8	62.6	58.9	61.1	61.1	55.7
Top Speed [km/h]	66.1	67.7	64.3	62.7	62.4	62.9	58.8
Avg. Dist. to Rail [m]	19.3	4.4	2.3	1.9	4.1	6.4	7.6
Avg. Stride Freq. [Hz]	2.4	2.4	2.3	2.2	2.3	2.3	2.3
Avg. Stride Length [m]	6.1	7.7	7.5	7.3	7.2	7.3	6.9



- [ ] Ranking at each section and finish
- .-.- No data available at this section
- NA No data available



Horse/Jockey Name	Within Reason
Final Rank	16
Fastest Section Time (Section)	0:10.73 (1200m)
Top Speed [km/h] (Section)	68.3 (1200m)
Race State	Finished

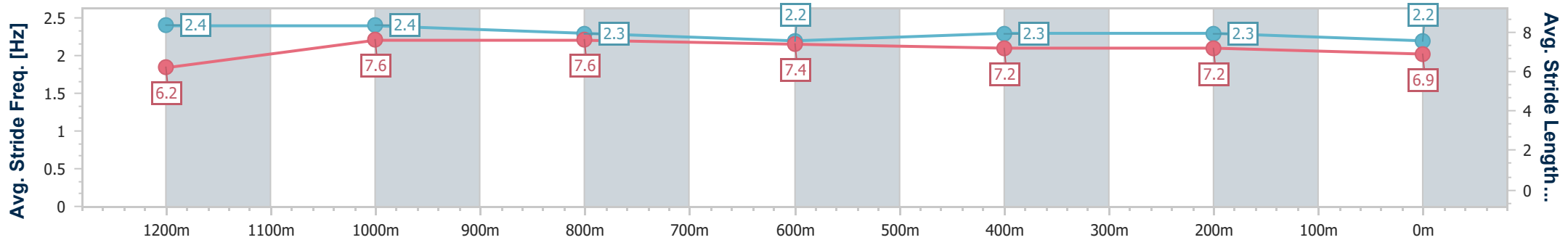
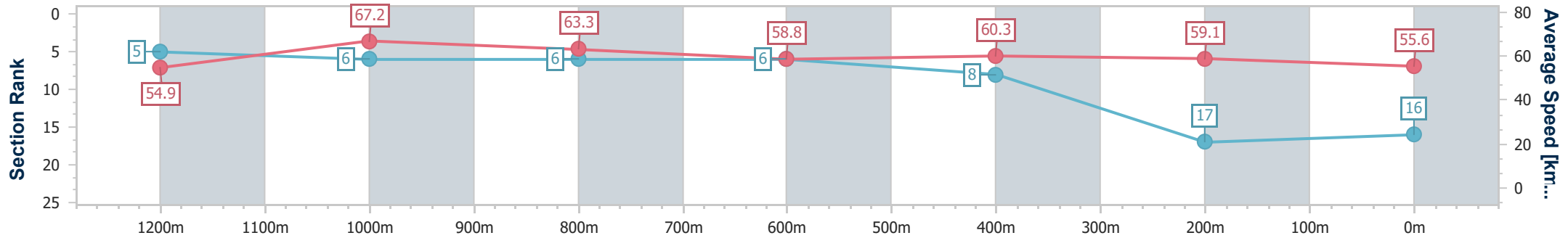


Eagle Farm QLD Professional  
 Race 6: AQUIS STALLIONS BRC SIRES' PRODUCE STAKES - 1400m  
 27 May 2023 - 14:38  
 Track Rating: Good 4, Weather: Fine, Rail Position: True Entire Course



BRISBANE RACING CLUB

Section	Overall	1200m	1000m	800m	600m	400m	200m
Section Times	1:25.20 [16] (0:13.24)	1:11.96 [5] (0:10.73)	1:01.23 [6] (0:11.61)	0:49.62 [6] (0:12.42)	0:37.20 [6] (0:12.06)	0:25.14 [8] (0:12.20)	0:12.94 [17] (0:12.94)
Average Speed [km/h]	54.9	67.2	63.3	58.8	60.3	59.1	55.6
Top Speed [km/h]	67.5	68.3	65.0	62.4	63.4	62.3	57.6
Avg. Dist. to Rail [m]	17.6	5.2	4.0	2.9	2.3	4.4	4.7
Avg. Stride Freq. [Hz]	2.4	2.4	2.3	2.2	2.3	2.3	2.2
Avg. Stride Length [m]	6.2	7.6	7.6	7.4	7.2	7.2	6.9



- [ ] Ranking at each section and finish
- .-.- No data available at this section
- NA No data available



Horse/Jockey Name	Hyde Park
Final Rank	17
Fastest Section Time (Section)	0:10.44 (1200m)
Top Speed [km/h] (Section)	70.4 (1200m)
Race State	Finished



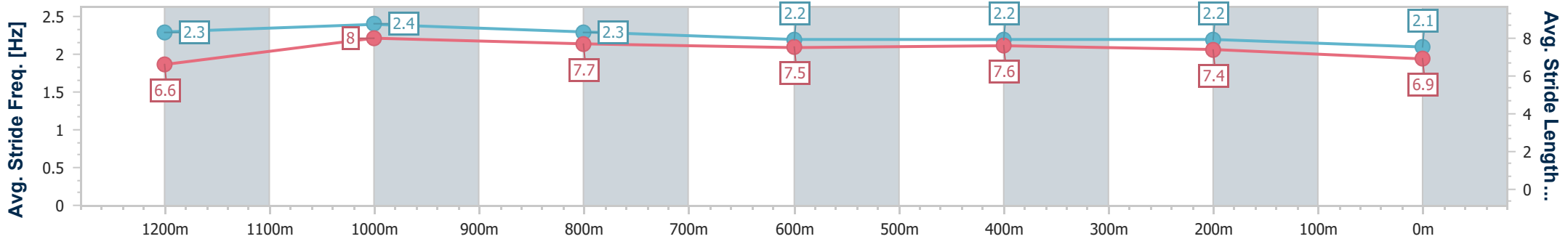
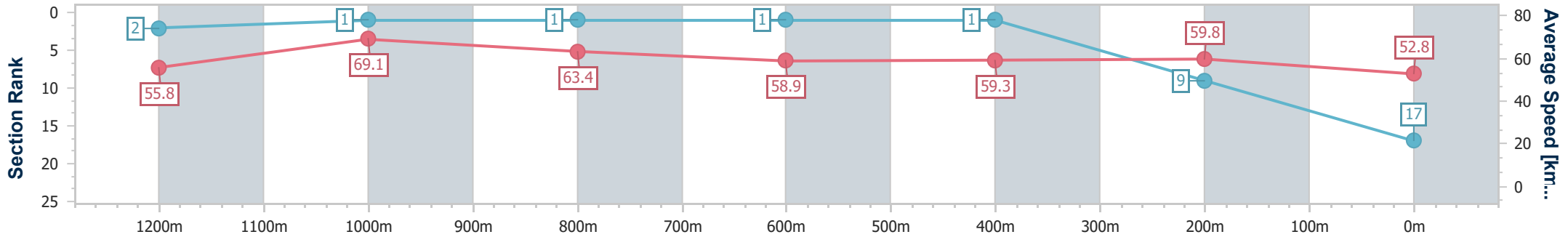
Eagle Farm QLD Professional  
Race 6: AQUIS STALLIONS BRC SIRES' PRODUCE STAKES - 1400m



27 May 2023 - 14:38  
Track Rating: Good 4, Weather: Fine, Rail Position: True Entire Course

BRISBANE RACING CLUB

Section	Overall	1200m	1000m	800m	600m	400m	200m
Section Times	1:25.41 [17] (0:13.10)	1:12.31 [2] (0:10.44)	1:01.87 [1] (0:11.52)	0:50.35 [1] (0:12.39)	0:37.96 [1] (0:12.25)	0:25.71 [1] (0:12.06)	0:13.65 [9] (0:13.65)
Average Speed [km/h]	55.8	69.1	63.4	58.9	59.3	59.8	52.8
Top Speed [km/h]	70.0	70.4	67.6	61.2	61.3	62.0	57.6
Avg. Dist. to Rail [m]	26.6	6.8	2.8	2.8	2.0	1.9	0.7
Avg. Stride Freq. [Hz]	2.3	2.4	2.3	2.2	2.2	2.2	2.1
Avg. Stride Length [m]	6.6	8.0	7.7	7.5	7.6	7.4	6.9



- [ ] Ranking at each section and finish
- .-.- No data available at this section
- NA No data available



Horse/Jockey Name	Mishani Gangster
Final Rank	18
Fastest Section Time (Section)	0:10.80 (1200m)
Top Speed [km/h] (Section)	68.6 (1200m)
Race State	Finished

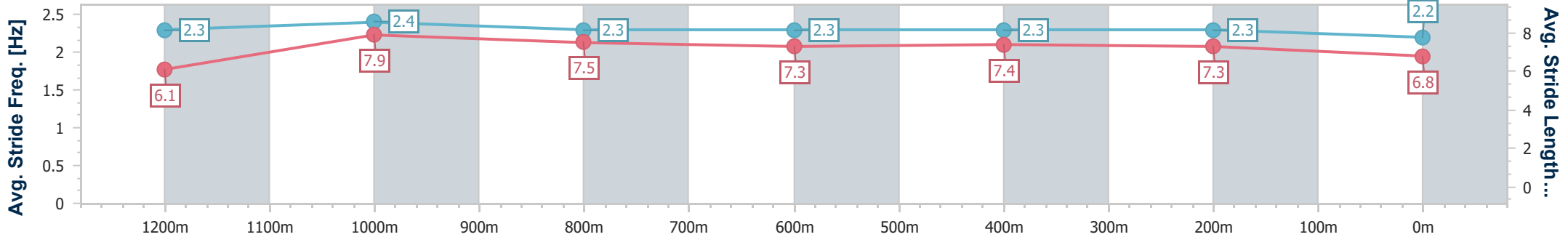
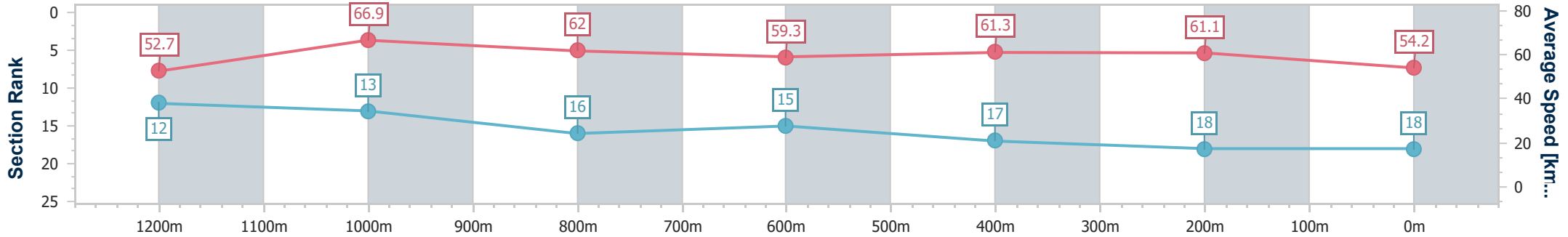


Eagle Farm QLD Professional  
 Race 6: AQUIS STALLIONS BRC SIRES' PRODUCE STAKES - 1400m  
 27 May 2023 - 14:38  
 Track Rating: Good 4, Weather: Fine, Rail Position: True Entire Course



BRISBANE RACING CLUB

Section	Overall	1200m	1000m	800m	600m	400m	200m
Section Times	1:25.73 [18] (0:13.78)	1:11.95 [12] (0:10.80)	1:01.15 [13] (0:11.88)	0:49.27 [16] (0:12.29)	0:36.98 [15] (0:11.90)	0:25.08 [17] (0:11.79)	0:13.29 [18] (0:13.29)
Average Speed [km/h]	52.7	66.9	62.0	59.3	61.3	61.1	54.2
Top Speed [km/h]	67.2	68.6	64.5	62.1	63.4	63.9	57.4
Avg. Dist. to Rail [m]	20.2	3.9	4.2	2.8	2.3	4.4	6.4
Avg. Stride Freq. [Hz]	2.3	2.4	2.3	2.3	2.3	2.3	2.2
Avg. Stride Length [m]	6.1	7.9	7.5	7.3	7.4	7.3	6.8



- [ ] Ranking at each section and finish
- .-.- No data available at this section
- NA No data available