



Doomben QLD Professional

Race 1: BJORN AGAIN ABBA TRIBUTE 2 JUNE Maiden Plate - 1640m

24 May 2023 - 12:34



BRISBANE
RACING CLUB

Track Rating: Good 4, Weather: Fine, Rail Position: 6.5m Entire

Section														
Field Times														
	Overall	1400m	1200m	1000m	800m	600m	400m	Last 600m						
	1:39.69 (0:16.27)	1:23.42 (0:10.96)	1:12.46 (0:11.63)	1:00.83 (0:12.24)	0:48.59 (0:12.92)	0:35.67 (0:12.28)	0:23.39 (0:11.75)	0:35.67						
Rank	TAB	Horse/Jockey	Barrier	Top Speed [km/h]	Fastest Section								Distance Travelled [m]	
1	7	HOUSTON ROCKET Damien Thornton	11	66.2 400m	0:11.27 400m	1:39.69 [1] (0:17.11)	1:22.58 [11] (0:11.38)	1:11.20 [12] (0:11.53)	0:59.67 [12] (0:12.09)	0:47.58 [10] (0:12.51)	0:35.07 [8] (0:12.27)	0:22.80 [8] (0:11.27)	0:35.07	
2	5	ENCOMPASS James Orman	3	67.3 Overall	0:11.21 1400m	1:39.76 [2] (0:16.69)	1:23.07 [7] (0:11.21)	1:11.86 [6] (0:11.57)	1:00.29 [7] (0:12.36)	0:47.93 [7] (0:12.65)	0:35.28 [7] (0:12.32)	0:22.96 [7] (0:11.27)	0:35.28	-6
3	4	NICE WATER Corey Bayliss	5	65.7 1400m	0:11.30 1400m	1:40.17 [3] (0:16.63)	1:23.54 [5] (0:11.30)	1:12.24 [7] (0:11.65)	1:00.59 [8] (0:12.41)	0:48.18 [8] (0:12.69)	0:35.49 [9] (0:12.25)	0:23.24 [9] (0:11.38)	0:35.49	-3
4	2	CHANCE WITH WOLVES Casey Waddell	1	66.0 Overall	0:11.21 1400m	1:40.23 [4] (0:16.27)	1:23.96 [1] (0:11.21)	1:12.75 [3] (0:11.67)	1:01.08 [3] (0:12.36)	0:48.72 [3] (0:12.74)	0:35.98 [3] (0:12.49)	0:23.49 [5] (0:11.59)	0:35.98	-7
5	15	CRIMSON REWARD Justin Huxtable	9	66.9 1400m	0:11.02 1400m	1:40.30 [5] (0:16.65)	1:23.65 [6] (0:11.02)	1:12.63 [4] (0:11.54)	1:01.09 [4] (0:12.44)	0:48.65 [4] (0:12.65)	0:36.00 [5] (0:12.30)	0:23.70 [3] (0:11.61)	0:36.00	+0
6	13	PSYCHIC ROSE Cejay Graham	4	65.9 1400m	0:11.16 1400m	1:40.40 [6] (0:16.30)	1:24.10 [2] (0:11.16)	1:12.94 [2] (0:11.55)	1:01.39 [2] (0:12.35)	0:49.04 [2] (0:12.72)	0:36.32 [2] (0:12.31)	0:24.01 [2] (0:11.66)	0:36.32	-4
7	3	HOW YA BEEN ANYWAY Mark Du Plessis	13	66.6 Overall	0:11.03 1400m	1:40.53 [7] (0:17.02)	1:23.51 [10] (0:11.03)	1:12.48 [9] (0:11.59)	1:00.89 [9] (0:12.46)	0:48.43 [9] (0:12.62)	0:35.81 [10] (0:12.22)	0:23.59 [10] (0:11.32)	0:35.81	-8
8	1	CEE EYE CEE Ryan Maloney	8	65.0 400m	0:11.42 400m	1:40.68 [8] (0:16.78)	1:23.90 [8] (0:11.46)	1:12.44 [10] (0:11.63)	1:00.81 [10] (0:12.43)	0:48.38 [11] (0:12.62)	0:35.76 [11] (0:12.16)	0:23.60 [11] (0:11.42)	0:35.76	-3
9	8	ITALIAN AWARD Taylor Marshall	7	67.7 1400m	0:10.86 1400m	1:40.77 [9] (0:16.37)	1:24.40 [3] (0:10.86)	1:13.54 [1] (0:11.63)	1:01.91 [1] (0:12.24)	0:49.67 [1] (0:12.92)	0:36.75 [1] (0:12.28)	0:24.47 [1] (0:11.79)	0:36.75	-5
10	12	LADY MATILDA Jason Taylor	10	65.4 Overall	0:11.07 1400m	1:40.97 [10] (0:17.37)	1:23.60 [12] (0:11.07)	1:12.53 [11] (0:11.54)	1:00.99 [11] (0:12.40)	0:48.59 [12] (0:12.70)	0:35.89 [12] (0:12.12)	0:23.77 [12] (0:11.44)	0:35.89	-10

Scratched: Fine And Rare (#6), Klang Boy (#9), Feathers Are Blue (#10)

[] Ranking at each section and finish
 -:-:- No data available at this section
 NA No data available

SCN Saddle cloth number
 DNF Did not finish
 DNT Did not track



Doomben QLD Professional

Race 1: BJORN AGAIN ABBA TRIBUTE 2 JUNE Maiden Plate - 1640m

24 May 2023 - 12:34



BRISBANE
RACING CLUB

Track Rating: Good 4, Weather: Fine, Rail Position: 6.5m Entire

Section		Overall	1400m	1200m	1000m	800m	600m	400m	Last 600m
Field Times		1:39.69 (0:16.27)	1:23.42 (0:10.96)	1:12.46 (0:11.63)	1:00.83 (0:12.24)	0:48.59 (0:12.92)	0:35.67 (0:12.28)	0:23.39 (0:11.75)	0:35.67

Rank	TAB	Horse/Jockey	Barrier	Top Speed [km/h]	Fastest Section	Overall	1400m	1200m	1000m	800m	600m	400m	Last 600m	Distance Travelled [m]
11	14	FANTWA Samantha Collett	2	65.3	0:11.25	1:41.04 [11] (0:16.45)	1:24.59 [4] (0:11.25)	1:13.34 [5] (0:11.60)	1:01.74 [5] (0:12.35)	0:49.39 [5] (0:12.80)	0:36.59 [6] (0:12.29)	0:24.30 [5] (0:11.80)	0:36.59	-2
12	11	FURTHERING Rikki Jamieson	6	66.1	0:11.13	1:41.51 [12] (0:16.84)	1:24.67 [9] (0:11.13)	1:13.54 [8] (0:11.44)	1:02.10 [6] (0:12.32)	0:49.78 [6] (0:12.57)	0:37.21 [4] (0:12.37)	0:24.84 [4] (0:11.97)	0:37.21	+1

Scratched: Fine And Rare (#6), Klang Boy (#9), Feathers Are Blue (#10)



Doomben QLD Professional

Race 1: BJORN AGAIN ABBA TRIBUTE 2 JUNE Maiden Plate - 1640m

24 May 2023 - 12:34



BRISBANE
RACING CLUB

Track Rating: Good 4, Weather: Fine, Rail Position: 6.5m Entire

Section							200m			Last 600m
Field Times							0:11.64			0:35.67
Rank	TAB	Horse/Jockey	Barrier	Top Speed [km/h]	Fastest Section	Margin				Distance Travelled [m]
1	7	HOUSTON ROCKET Damien Thornton	11	66.2 400m	0:11.27 400m	0:11.53 [4] (0:11.53)	1:39.69		0:35.07	
2	5	ENCOMPASS James Orman	3	67.3 Overall	0:11.21 1400m	0:11.69 [2] (0:11.69)	0.44L		0:35.28	-6
3	4	NICE WATER Corey Bayliss	5	65.7 1400m	0:11.30 1400m	0:11.86 [7] (0:11.86)	2.82L		0:35.49	-3
4	2	CHANCE WITH WOLVES Casey Waddell	1	66.0 Overall	0:11.21 1400m	0:11.90 [8] (0:11.90)	3.21L		0:35.98	-7
5	15	CRIMSON REWARD Justin Huxtable	9	66.9 1400m	0:11.02 1400m	0:12.09 [5] (0:12.09)	3.6L		0:36.00	+0
6	13	PSYCHIC ROSE Cejay Graham	4	65.9 1400m	0:11.16 1400m	0:12.35 [1] (0:12.35)	4.17L		0:36.32	-4
7	3	HOW YA BEEN ANYWAY Mark Du Plessis	13	66.6 Overall	0:11.03 1400m	0:12.27 [6] (0:12.27)	4.93L		0:35.81	-8
8	1	CEE EYE CEE Ryan Maloney	8	65.0 400m	0:11.42 400m	0:12.18 [9] (0:12.18)	5.81L		0:35.76	-3
9	8	ITALIAN AWARD Taylor Marshall	7	67.7 1400m	0:10.86 1400m	0:12.68 [3] (0:12.68)	6.35L		0:36.75	-5
10	12	LADY MATILDA Jason Taylor	10	65.4 Overall	0:11.07 1400m	0:12.33 [11] (0:12.33)	7.54L		0:35.89	-10

Scratched: Fine And Rare (#6), Klang Boy (#9), Feathers Are Blue (#10)

Report Created: Wed 24 May 2023 12:59 GMT+10 (Note: Timing is based on position data)

Page 3/16

[] Ranking at each section and finish
 -:-:- No data available at this section
 NA No data available

SCN Saddle cloth number
 DNF Did not finish
 DNT Did not track

data processed by  TRIPLES DATA



Doomben QLD Professional

Race 1: BJORN AGAIN ABBA TRIBUTE 2 JUNE Maiden Plate - 1640m

24 May 2023 - 12:34



BRISBANE
RACING CLUB

Track Rating: Good 4, Weather: Fine, Rail Position: 6.5m Entire

Section				200m				Last 600m	
Field Times				0:11.64 (0:11.64)				0:35.67	
Rank	TAB	Horse/Jockey	Barrier	Top Speed [km/h]	Fastest Section	Margin			Distance Travelled [m]
11	14	FANTWA Samantha Collett	2	65.3 Overall	0:11.25 1400m	0:12.50 [10] (0:12.50)	7.96L		0:36.59 -2
12	11	FURTHERING Rikki Jamieson	6	66.1 Overall	0:11.13 1400m	0:12.87 [12] (0:12.87)	10.75L		0:37.21 +1

Scratched: Fine And Rare (#6), Klang Boy (#9), Feathers Are Blue (#10)



Horse/Jockey Name	Houston Rocket
Final Rank	1
Fastest Section Time (Section)	0:11.27 (400m)
Top Speed [km/h] (Section)	66.2 (400m)
Race State	Finished

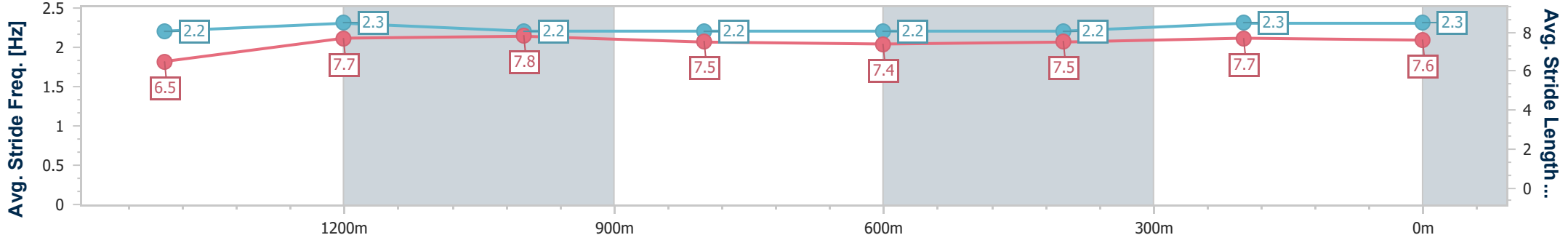
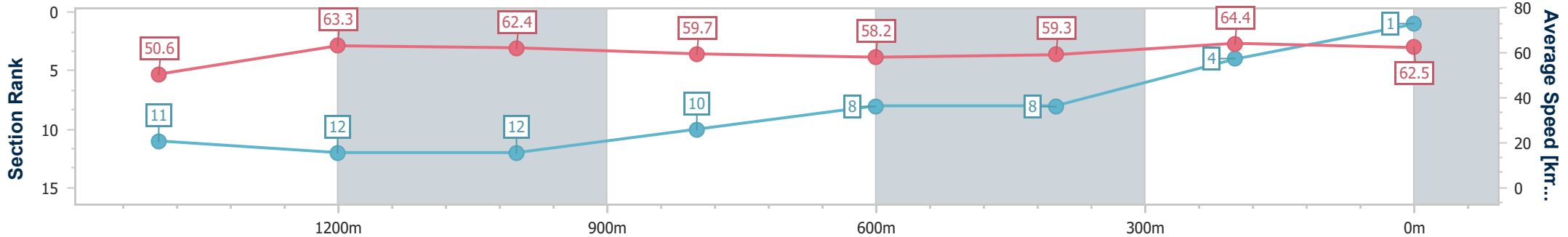


Doomben QLD Professional
Race 1: BJORN AGAIN ABBA TRIBUTE 2 JUNE Maiden Plate - 1640m
 24 May 2023 - 12:34
 Track Rating: Good 4, Weather: Fine, Rail Position: 6.5m Entire



BRISBANE
RACING CLUB

Section	Overall	1400m	1200m	1000m	800m	600m	400m	200m
Section Times	1:39.69 [1] (0:17.11)	1:22.58 [11] (0:11.38)	1:11.20 [12] (0:11.53)	0:59.67 [12] (0:12.09)	0:47.58 [10] (0:12.51)	0:35.07 [8] (0:12.27)	0:22.80 [8] (0:11.27)	0:11.53 [4] (0:11.53)
Average Speed [km/h]	50.6	63.3	62.4	59.7	58.2	59.3	64.4	62.5
Top Speed [km/h]	63.5	64.6	63.9	63.0	59.8	61.3	66.2	65.0
Avg. Dist. to Rail [m]	5.0	0.3	0.6	1.4	2.0	2.4	4.2	2.4
Avg. Stride Freq. [Hz]	2.2	2.3	2.2	2.2	2.2	2.2	2.3	2.3
Avg. Stride Length [m]	6.5	7.7	7.8	7.5	7.4	7.5	7.7	7.6



- [] Ranking at each section and finish
- .-.- No data available at this section
- NA No data available



Horse/Jockey Name	Encompass
Final Rank	2
Fastest Section Time (Section)	0:11.21 (1400m)
Top Speed [km/h] (Section)	67.3 (Overall)
Race State	Finished

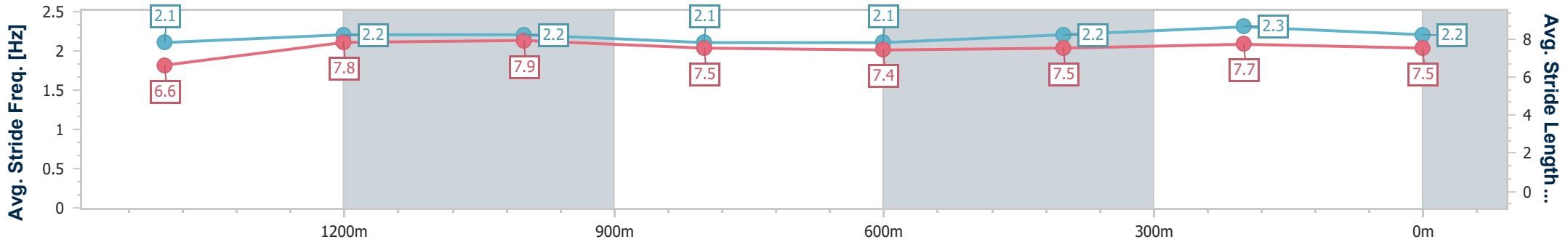
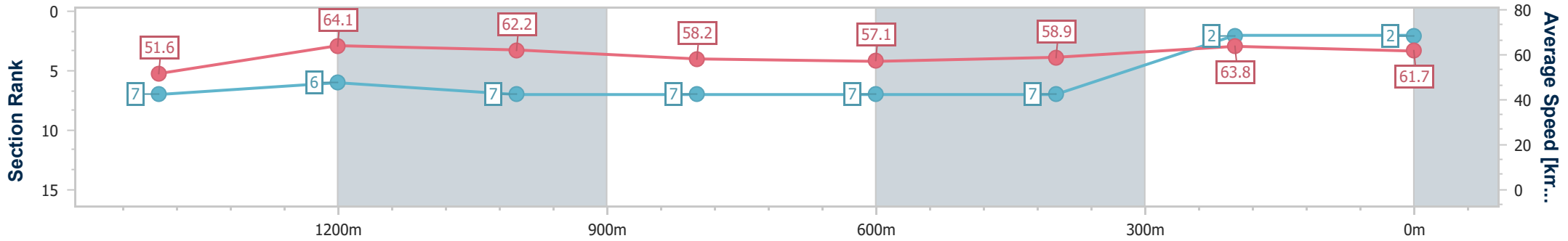


Doomben QLD Professional
Race 1: BJORN AGAIN ABBA TRIBUTE 2 JUNE Maiden Plate - 1640m
 24 May 2023 - 12:34
 Track Rating: Good 4, Weather: Fine, Rail Position: 6.5m Entire



BRISBANE
RACING CLUB

Section	Overall	1400m	1200m	1000m	800m	600m	400m	200m
Section Times	1:39.76 [2] (0:16.69)	1:23.07 [7] (0:11.21)	1:11.86 [6] (0:11.57)	1:00.29 [7] (0:12.36)	0:47.93 [7] (0:12.65)	0:35.28 [7] (0:12.32)	0:22.96 [7] (0:11.27)	0:11.69 [2] (0:11.69)
Average Speed [km/h]	51.6	64.1	62.2	58.2	57.1	58.9	63.8	61.7
Top Speed [km/h]	67.3	65.4	63.5	60.1	58.5	61.1	65.7	64.5
Avg. Dist. to Rail [m]	0.9	0.6	0.3	0.4	0.8	1.5	0.6	0.4
Avg. Stride Freq. [Hz]	2.1	2.2	2.2	2.1	2.1	2.2	2.3	2.2
Avg. Stride Length [m]	6.6	7.8	7.9	7.5	7.4	7.5	7.7	7.5



- [] Ranking at each section and finish
- .-.- No data available at this section
- NA No data available



Horse/Jockey Name	Nice Water
Final Rank	3
Fastest Section Time (Section)	0:11.30 (1400m)
Top Speed [km/h] (Section)	65.7 (1400m)
Race State	Finished



Doomben QLD Professional
Race 1: BJORN AGAIN ABBA TRIBUTE 2 JUNE Maiden Plate - 1640m

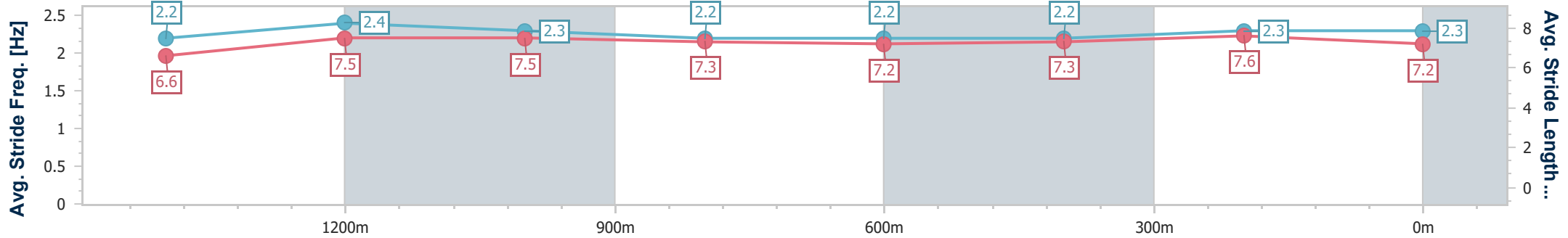
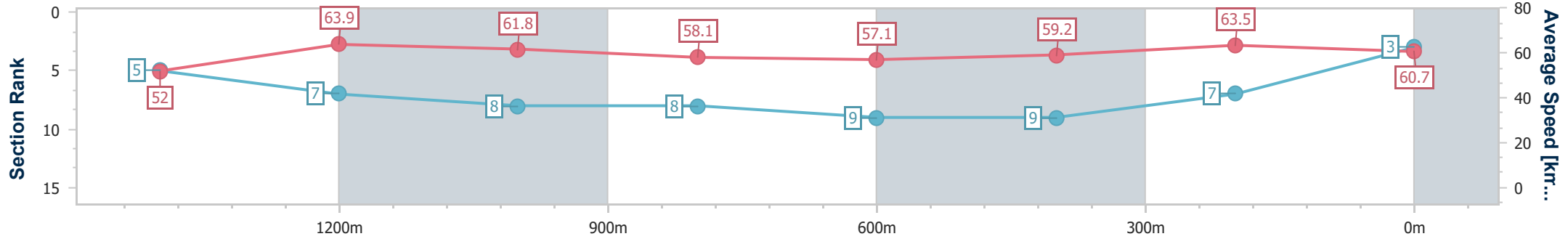


BRISBANE RACING CLUB

24 May 2023 - 12:34

Track Rating: Good 4, Weather: Fine, Rail Position: 6.5m Entire

Section	Overall	1400m	1200m	1000m	800m	600m	400m	200m
Section Times	1:40.17 [3] (0:16.63)	1:23.54 [5] (0:11.30)	1:12.24 [7] (0:11.65)	1:00.59 [8] (0:12.41)	0:48.18 [8] (0:12.69)	0:35.49 [9] (0:12.25)	0:23.24 [9] (0:11.38)	0:11.86 [7] (0:11.86)
Average Speed [km/h]	52.0	63.9	61.8	58.1	57.1	59.2	63.5	60.7
Top Speed [km/h]	65.6	65.7	62.5	60.7	58.2	61.4	64.8	63.3
Avg. Dist. to Rail [m]	1.8	0.5	0.4	0.8	1.0	1.6	2.5	4.7
Avg. Stride Freq. [Hz]	2.2	2.4	2.3	2.2	2.2	2.2	2.3	2.3
Avg. Stride Length [m]	6.6	7.5	7.5	7.3	7.2	7.3	7.6	7.2



- [] Ranking at each section and finish
- .-.- No data available at this section
- NA No data available



Horse/Jockey Name	Chance With Wolves
Final Rank	4
Fastest Section Time (Section)	0:11.21 (1400m)
Top Speed [km/h] (Section)	66.0 (Overall)
Race State	Finished



Doomben QLD Professional
Race 1: BJORN AGAIN ABBA TRIBUTE 2 JUNE Maiden Plate - 1640m

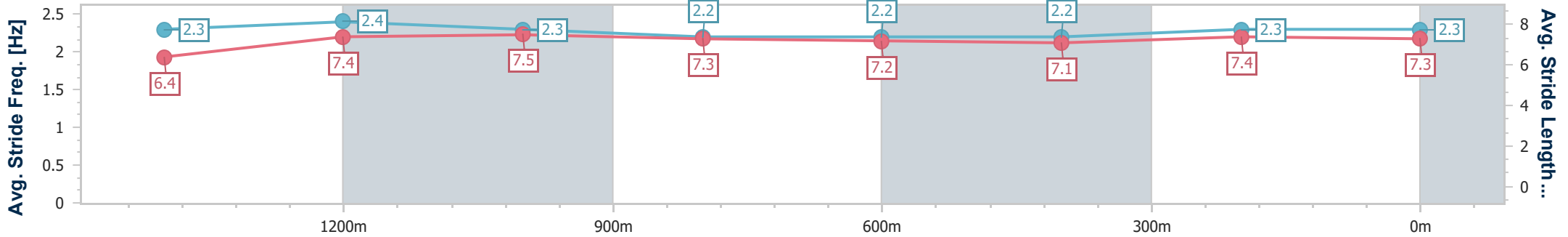
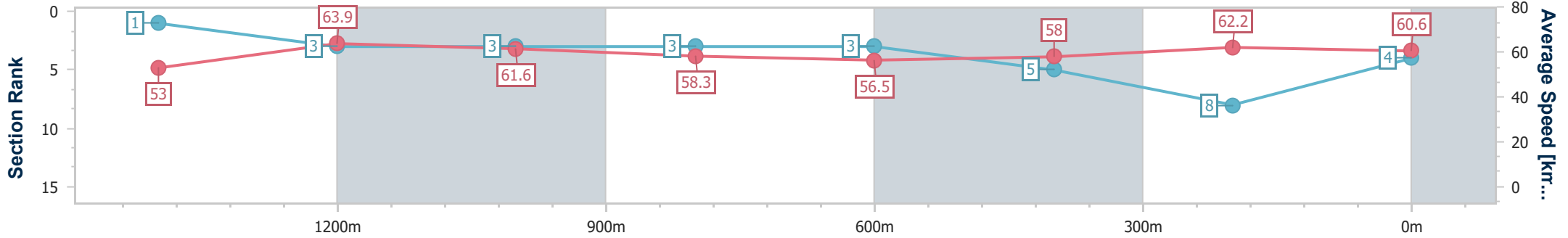


BRISBANE RACING CLUB

24 May 2023 - 12:34

Track Rating: Good 4, Weather: Fine, Rail Position: 6.5m Entire

Section	Overall	1400m	1200m	1000m	800m	600m	400m	200m
Section Times	1:40.23 [4] (0:16.27)	1:23.96 [1] (0:11.21)	1:12.75 [3] (0:11.67)	1:01.08 [3] (0:12.36)	0:48.72 [3] (0:12.74)	0:35.98 [3] (0:12.49)	0:23.49 [5] (0:11.59)	0:11.90 [8] (0:11.90)
Average Speed [km/h]	53.0	63.9	61.6	58.3	56.5	58.0	62.2	60.6
Top Speed [km/h]	66.0	64.6	62.8	59.4	57.8	60.7	63.6	62.7
Avg. Dist. to Rail [m]	1.4	1.0	0.2	0.4	0.3	0.9	1.9	2.3
Avg. Stride Freq. [Hz]	2.3	2.4	2.3	2.2	2.2	2.2	2.3	2.3
Avg. Stride Length [m]	6.4	7.4	7.5	7.3	7.2	7.1	7.4	7.3



- [] Ranking at each section and finish
- .-.- No data available at this section
- NA No data available



Horse/Jockey Name	Crimson Reward
Final Rank	5
Fastest Section Time (Section)	0:11.02 (1400m)
Top Speed [km/h] (Section)	66.9 (1400m)
Race State	Finished



Doomben QLD Professional
Race 1: BJORN AGAIN ABBA TRIBUTE 2 JUNE Maiden Plate - 1640m

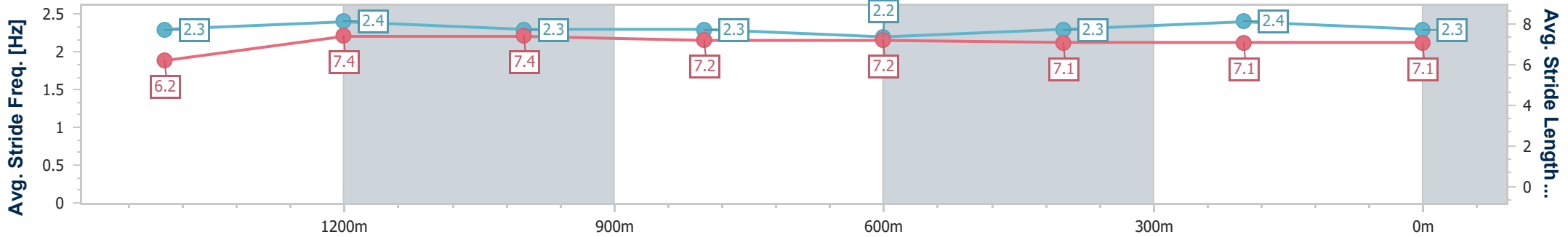
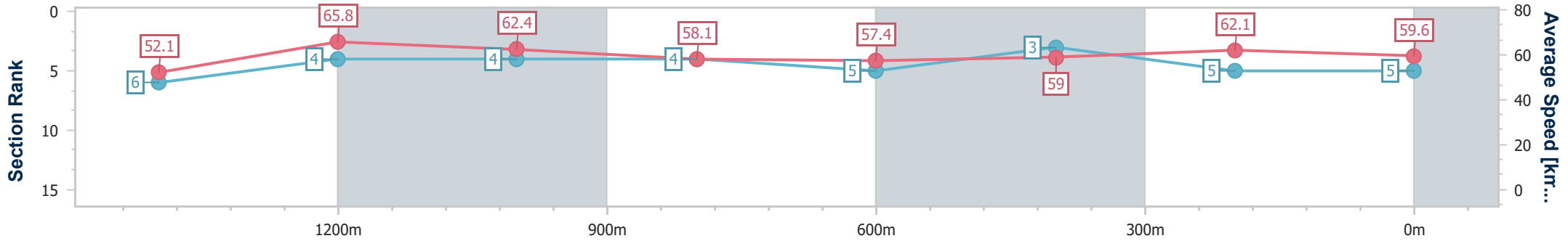


BRISBANE RACING CLUB

24 May 2023 - 12:34

Track Rating: Good 4, Weather: Fine, Rail Position: 6.5m Entire

Section	Overall	1400m	1200m	1000m	800m	600m	400m	200m
Section Times	1:40.30 [5] (0:16.65)	1:23.65 [6] (0:11.02)	1:12.63 [4] (0:11.54)	1:01.09 [4] (0:12.44)	0:48.65 [4] (0:12.65)	0:36.00 [5] (0:12.30)	0:23.70 [3] (0:11.61)	0:12.09 [5] (0:12.09)
Average Speed [km/h]	52.1	65.8	62.4	58.1	57.4	59.0	62.1	59.6
Top Speed [km/h]	65.4	66.9	64.2	60.2	58.1	60.6	62.7	63.2
Avg. Dist. to Rail [m]	5.0	1.4	1.4	1.5	1.8	1.6	0.4	1.5
Avg. Stride Freq. [Hz]	2.3	2.4	2.3	2.3	2.2	2.3	2.4	2.3
Avg. Stride Length [m]	6.2	7.4	7.4	7.2	7.2	7.1	7.1	7.1



- [] Ranking at each section and finish
- .-.- No data available at this section
- NA No data available



Horse/Jockey Name	Psychic Rose
Final Rank	6
Fastest Section Time (Section)	0:11.16 (1400m)
Top Speed [km/h] (Section)	65.9 (1400m)
Race State	Finished



Doomben QLD Professional
Race 1: BJORN AGAIN ABBA TRIBUTE 2 JUNE Maiden Plate - 1640m

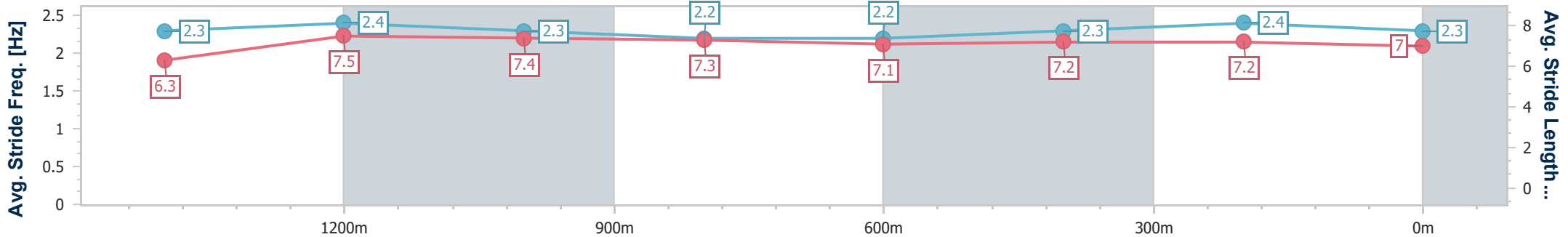
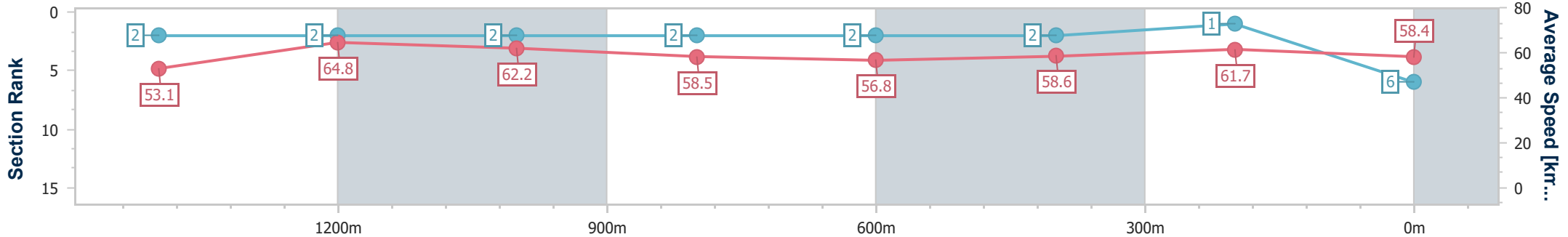


BRISBANE RACING CLUB

24 May 2023 - 12:34

Track Rating: Good 4, Weather: Fine, Rail Position: 6.5m Entire

Section	Overall	1400m	1200m	1000m	800m	600m	400m	200m
Section Times	1:40.40 [6] (0:16.30)	1:24.10 [2] (0:11.16)	1:12.94 [2] (0:11.55)	1:01.39 [2] (0:12.35)	0:49.04 [2] (0:12.72)	0:36.32 [2] (0:12.31)	0:24.01 [2] (0:11.66)	0:12.35 [1] (0:12.35)
Average Speed [km/h]	53.1	64.8	62.2	58.5	56.8	58.6	61.7	58.4
Top Speed [km/h]	65.9	65.9	64.2	59.7	58.0	60.1	63.1	61.2
Avg. Dist. to Rail [m]	1.0	0.6	0.9	0.9	0.9	0.5	0.2	0.5
Avg. Stride Freq. [Hz]	2.3	2.4	2.3	2.2	2.2	2.3	2.4	2.3
Avg. Stride Length [m]	6.3	7.5	7.4	7.3	7.1	7.2	7.2	7.0



- [] Ranking at each section and finish
- .-.- No data available at this section
- NA No data available



Horse/Jockey Name	How Ya Been Anyway
Final Rank	7
Fastest Section Time (Section)	0:11.03 (1400m)
Top Speed [km/h] (Section)	66.6 (Overall)
Race State	Finished

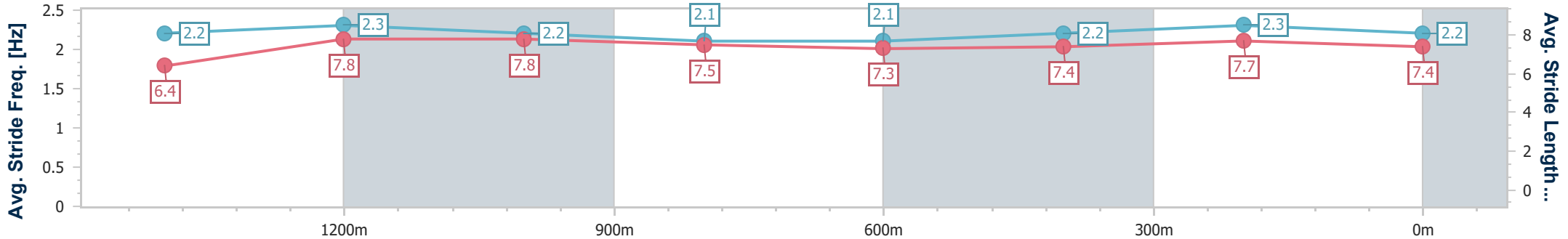
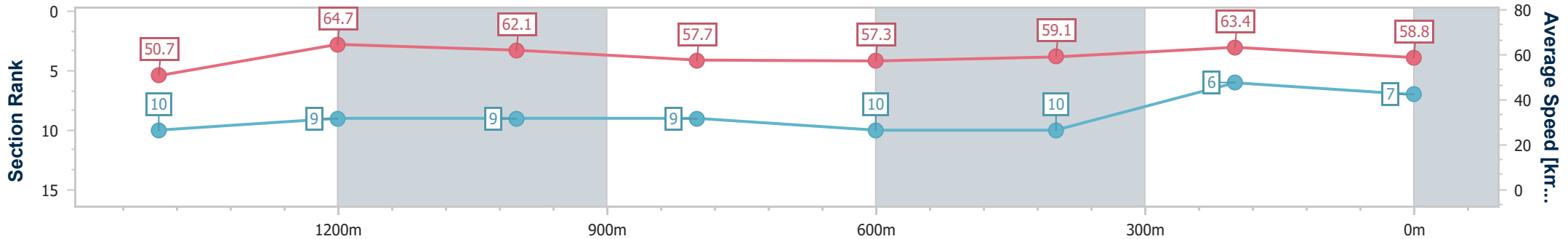


Doomben QLD Professional
Race 1: BJORN AGAIN ABBA TRIBUTE 2 JUNE Maiden Plate - 1640m
 24 May 2023 - 12:34
 Track Rating: Good 4, Weather: Fine, Rail Position: 6.5m Entire



BRISBANE
RACING CLUB

Section	Overall	1400m	1200m	1000m	800m	600m	400m	200m
Section Times	1:40.53 [7] (0:17.02)	1:23.51 [10] (0:11.03)	1:12.48 [9] (0:11.59)	1:00.89 [9] (0:12.46)	0:48.43 [9] (0:12.62)	0:35.81 [10] (0:12.22)	0:23.59 [10] (0:11.32)	0:12.27 [6] (0:12.27)
Average Speed [km/h]	50.7	64.7	62.1	57.7	57.3	59.1	63.4	58.8
Top Speed [km/h]	66.6	66.3	63.8	61.1	59.9	61.4	64.7	61.7
Avg. Dist. to Rail [m]	4.5	1.4	0.3	0.5	0.9	0.6	0.5	1.5
Avg. Stride Freq. [Hz]	2.2	2.3	2.2	2.1	2.1	2.2	2.3	2.2
Avg. Stride Length [m]	6.4	7.8	7.8	7.5	7.3	7.4	7.7	7.4



- [] Ranking at each section and finish
- .-.- No data available at this section
- NA No data available



Horse/Jockey Name	Cee Eye Cee
Final Rank	8
Fastest Section Time (Section)	0:11.42 (400m)
Top Speed [km/h] (Section)	65.0 (400m)
Race State	Finished



Doomben QLD Professional
Race 1: BJORN AGAIN ABBA TRIBUTE 2 JUNE Maiden Plate - 1640m

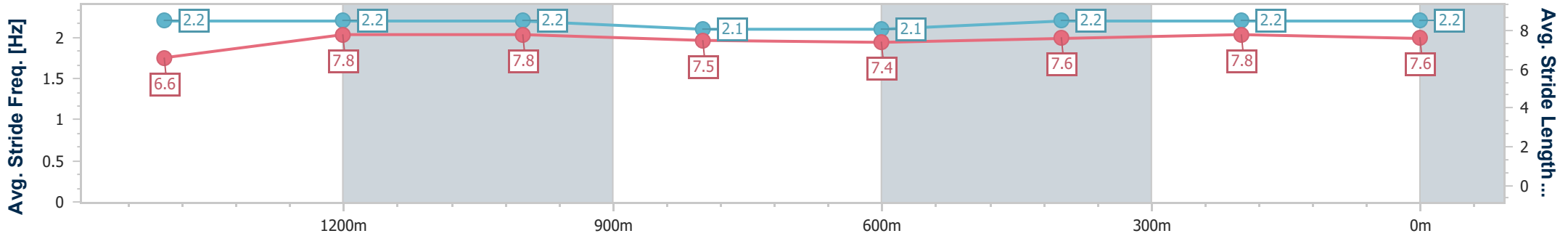
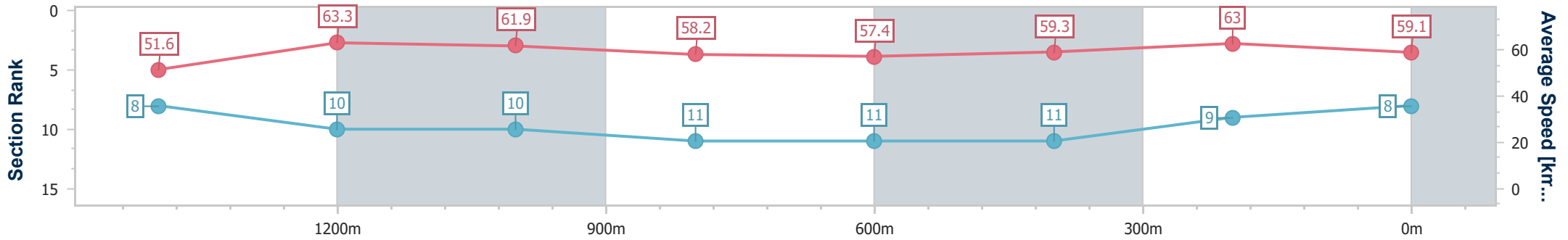


BRISBANE
RACING CLUB

24 May 2023 - 12:34

Track Rating: Good 4, Weather: Fine, Rail Position: 6.5m Entire

Section	Overall	1400m	1200m	1000m	800m	600m	400m	200m
Section Times	1:40.68 [8] (0:16.78)	1:23.90 [8] (0:11.46)	1:12.44 [10] (0:11.63)	1:00.81 [10] (0:12.43)	0:48.38 [11] (0:12.62)	0:35.76 [11] (0:12.16)	0:23.60 [11] (0:11.42)	0:12.18 [9] (0:12.18)
Average Speed [km/h]	51.6	63.3	61.9	58.2	57.4	59.3	63.0	59.1
Top Speed [km/h]	63.5	64.4	63.7	60.8	59.2	61.8	65.0	62.7
Avg. Dist. to Rail [m]	2.5	1.2	1.6	1.6	1.1	0.5	0.7	1.5
Avg. Stride Freq. [Hz]	2.2	2.2	2.2	2.1	2.1	2.2	2.2	2.2
Avg. Stride Length [m]	6.6	7.8	7.8	7.5	7.4	7.6	7.8	7.6



- [] Ranking at each section and finish
- .-.- No data available at this section
- NA No data available



Horse/Jockey Name	Italian Award
Final Rank	9
Fastest Section Time (Section)	0:10.86 (1400m)
Top Speed [km/h] (Section)	67.7 (1400m)
Race State	Finished



Doomben QLD Professional
Race 1: BJORN AGAIN ABBA TRIBUTE 2 JUNE Maiden Plate - 1640m

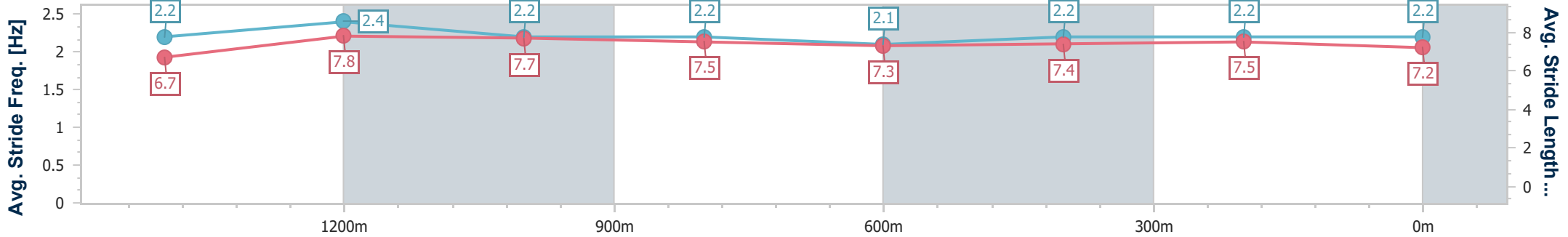
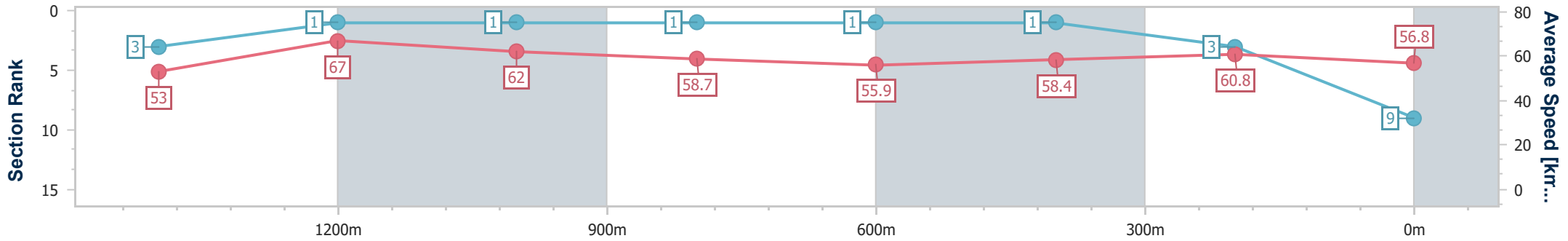


BRISBANE RACING CLUB

24 May 2023 - 12:34

Track Rating: Good 4, Weather: Fine, Rail Position: 6.5m Entire

Section	Overall	1400m	1200m	1000m	800m	600m	400m	200m
Section Times	1:40.77 [9] (0:16.37)	1:24.40 [3] (0:10.86)	1:13.54 [1] (0:11.63)	1:01.91 [1] (0:12.24)	0:49.67 [1] (0:12.92)	0:36.75 [1] (0:12.28)	0:24.47 [1] (0:11.79)	0:12.68 [3] (0:12.68)
Average Speed [km/h]	53.0	67.0	62.0	58.7	55.9	58.4	60.8	56.8
Top Speed [km/h]	66.8	67.7	66.1	59.8	56.8	60.5	61.8	59.8
Avg. Dist. to Rail [m]	3.1	1.9	0.5	0.2	0.4	0.7	0.9	0.7
Avg. Stride Freq. [Hz]	2.2	2.4	2.2	2.2	2.1	2.2	2.2	2.2
Avg. Stride Length [m]	6.7	7.8	7.7	7.5	7.3	7.4	7.5	7.2



- [] Ranking at each section and finish
- .-.- No data available at this section
- NA No data available



Horse/Jockey Name	Lady Matilda
Final Rank	10
Fastest Section Time (Section)	0:11.07 (1400m)
Top Speed [km/h] (Section)	65.4 (Overall)
Race State	Finished



Doomben QLD Professional
Race 1: BJORN AGAIN ABBA TRIBUTE 2 JUNE Maiden Plate - 1640m

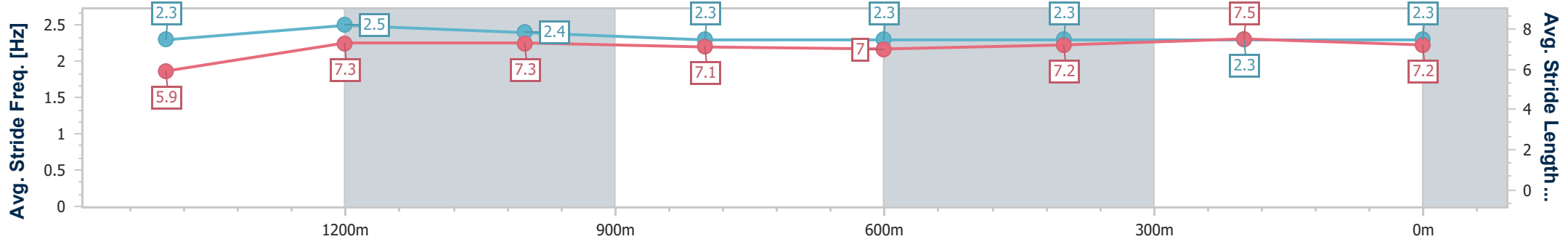
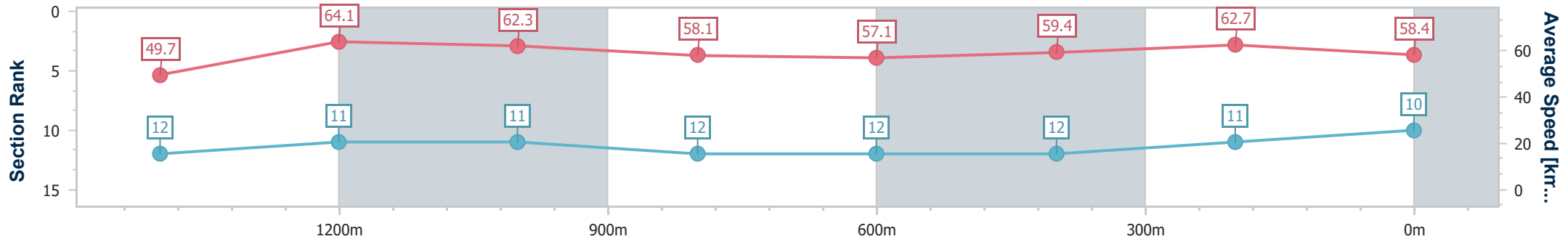


BRISBANE RACING CLUB

24 May 2023 - 12:34

Track Rating: Good 4, Weather: Fine, Rail Position: 6.5m Entire

Section	Overall	1400m	1200m	1000m	800m	600m	400m	200m
Section Times	1:40.97 [10] (0:17.37)	1:23.60 [12] (0:11.07)	1:12.53 [11] (0:11.54)	1:00.99 [11] (0:12.40)	0:48.59 [12] (0:12.70)	0:35.89 [12] (0:12.12)	0:23.77 [12] (0:11.44)	0:12.33 [11] (0:12.33)
Average Speed [km/h]	49.7	64.1	62.3	58.1	57.1	59.4	62.7	58.4
Top Speed [km/h]	65.4	64.9	64.8	62.5	59.6	61.5	64.4	61.3
Avg. Dist. to Rail [m]	3.0	2.3	0.4	0.4	1.2	0.4	0.6	0.5
Avg. Stride Freq. [Hz]	2.3	2.5	2.4	2.3	2.3	2.3	2.3	2.3
Avg. Stride Length [m]	5.9	7.3	7.3	7.1	7.0	7.2	7.5	7.2



- [] Ranking at each section and finish
- .-.- No data available at this section
- NA No data available



Horse/Jockey Name	Fantwa
Final Rank	11
Fastest Section Time (Section)	0:11.25 (1400m)
Top Speed [km/h] (Section)	65.3 (Overall)
Race State	Finished



Doomben QLD Professional
Race 1: BJORN AGAIN ABBA TRIBUTE 2 JUNE Maiden Plate - 1640m

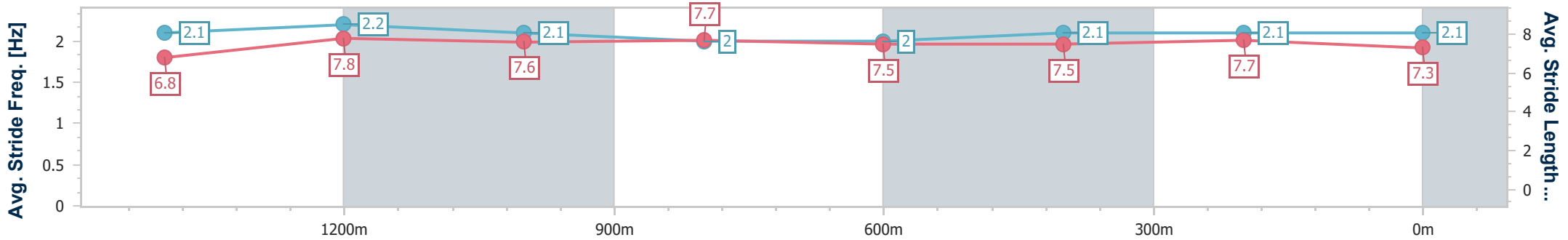
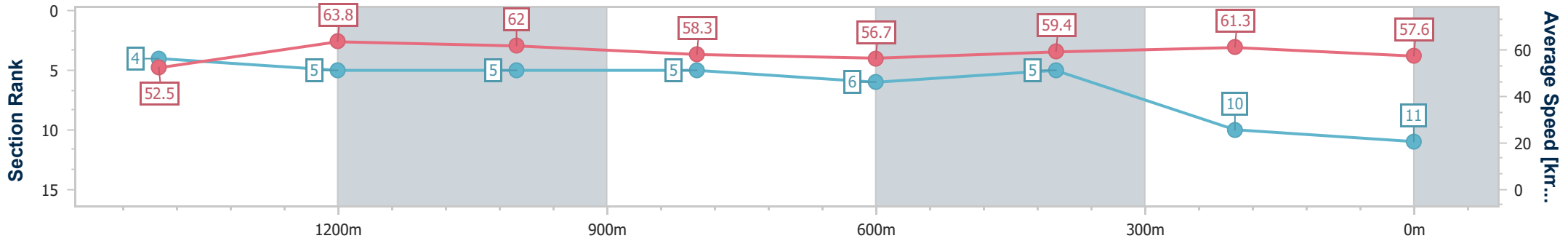


BRISBANE RACING CLUB

24 May 2023 - 12:34

Track Rating: Good 4, Weather: Fine, Rail Position: 6.5m Entire

Section	Overall	1400m	1200m	1000m	800m	600m	400m	200m
Section Times	1:41.04 [11] (0:16.45)	1:24.59 [4] (0:11.25)	1:13.34 [5] (0:11.60)	1:01.74 [5] (0:12.35)	0:49.39 [5] (0:12.80)	0:36.59 [6] (0:12.29)	0:24.30 [5] (0:11.80)	0:12.50 [10] (0:12.50)
Average Speed [km/h]	52.5	63.8	62.0	58.3	56.7	59.4	61.3	57.6
Top Speed [km/h]	65.3	64.6	62.8	61.0	57.9	60.9	62.7	60.7
Avg. Dist. to Rail [m]	0.5	0.7	0.4	0.2	2.0	2.3	2.9	5.2
Avg. Stride Freq. [Hz]	2.1	2.2	2.1	2.0	2.0	2.1	2.1	2.1
Avg. Stride Length [m]	6.8	7.8	7.6	7.7	7.5	7.5	7.7	7.3



- [] Ranking at each section and finish
- .-.- No data available at this section
- NA No data available



Horse/Jockey Name	Furthering
Final Rank	12
Fastest Section Time (Section)	0:11.13 (1400m)
Top Speed [km/h] (Section)	66.1 (Overall)
Race State	Finished



Doomben QLD Professional
Race 1: BJORN AGAIN ABBA TRIBUTE 2 JUNE Maiden Plate - 1640m

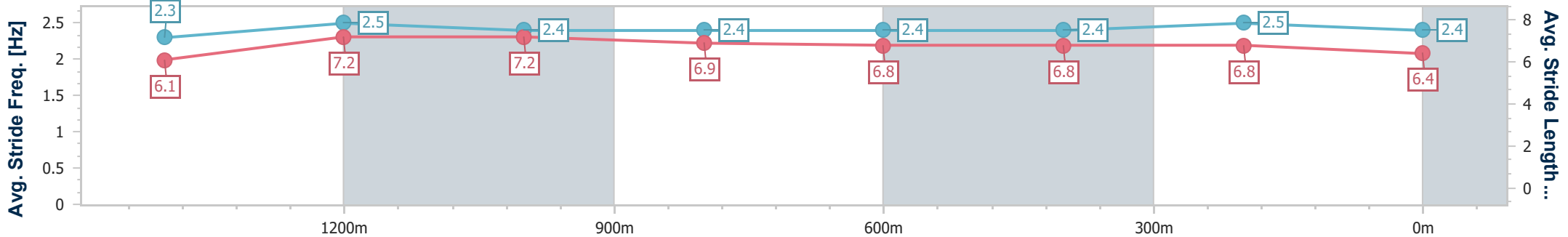
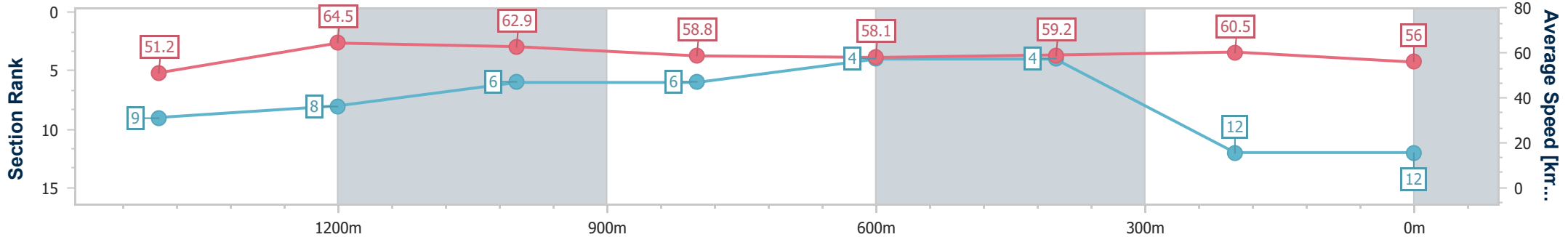


BRISBANE
RACING CLUB

24 May 2023 - 12:34

Track Rating: Good 4, Weather: Fine, Rail Position: 6.5m Entire

Section	Overall	1400m	1200m	1000m	800m	600m	400m	200m
Section Times	1:41.51 [12] (0:16.84)	1:24.67 [9] (0:11.13)	1:13.54 [8] (0:11.44)	1:02.10 [6] (0:12.32)	0:49.78 [6] (0:12.57)	0:37.21 [4] (0:12.37)	0:24.84 [4] (0:11.97)	0:12.87 [12] (0:12.87)
Average Speed [km/h]	51.2	64.5	62.9	58.8	58.1	59.2	60.5	56.0
Top Speed [km/h]	66.1	66.1	63.9	61.2	59.0	60.7	61.8	58.4
Avg. Dist. to Rail [m]	1.3	1.3	1.5	1.9	2.8	3.3	4.2	5.5
Avg. Stride Freq. [Hz]	2.3	2.5	2.4	2.4	2.4	2.4	2.5	2.4
Avg. Stride Length [m]	6.1	7.2	7.2	6.9	6.8	6.8	6.8	6.4



- [] Ranking at each section and finish
- .-.- No data available at this section
- NA No data available