



Toowoomba QLD Professional

Race 4: 1EQUINE - FOR THE EQUINE ATHLETE Maiden Plate - 2150m

20 May 2023 - 18:35



Track Rating: Good 4, Weather: Fine, Rail Position: +5m Entire

Section														
Field Times	Overall	2000m	1800m	1600m	1400m	1200m	1000m	Last 600m						
	2:17.02 (0:12.63)	2:04.39 (0:11.61)	1:52.78 (0:11.68)	1:41.10 (0:11.73)	1:29.37 (0:12.29)	1:17.08 (0:12.79)	1:04.29 (0:12.91)	0:38.93						
Rank	TAB	Horse/Jockey	Barrier	Top Speed [km/h]	Fastest Section								Distance Travelled [m]	
1	8	ARTFUL GIRL Marnu Potgieter	11	64.9 1600m	0:11.40 1600m	2:17.02 [1] (0:13.48)	2:03.54 [9] (0:12.07)	1:51.47 [8] (0:12.02)	1:39.45 [8] (0:11.40)	1:28.05 [7] (0:12.36)	1:15.69 [7] (0:12.41)	1:03.28 [5] (0:12.14)	0:38.69	
2	5	THE KHAN Tiffani Brooker	4	63.2 Overall	0:11.61 2000m	2:17.12 [2] (0:12.63)	2:04.49 [1] (0:11.61)	1:52.88 [1] (0:11.68)	1:41.20 [1] (0:11.73)	1:29.47 [1] (0:12.29)	1:17.18 [1] (0:12.79)	1:04.39 [1] (0:12.91)	0:39.03	-13
3	6	KING CORNELIUS Cejay Graham	7	62.7 1600m	0:11.71 1600m	2:17.81 [3] (0:12.88)	2:04.93 [4] (0:11.91)	1:53.02 [4] (0:11.90)	1:41.12 [4] (0:11.71)	1:29.41 [4] (0:12.42)	1:16.99 [4] (0:12.81)	1:04.18 [4] (0:12.61)	0:39.21	+3
4	2	BURN THE BOATS Justin Huxtable	3	62.9 1600m	0:11.69 1600m	2:18.06 [4] (0:13.00)	2:05.06 [6] (0:12.06)	1:53.00 [6] (0:12.02)	1:40.98 [6] (0:11.69)	1:29.29 [6] (0:12.35)	1:16.94 [6] (0:12.84)	1:04.10 [7] (0:12.61)	0:39.28	+2
5	7	THE KING SLAYER Adin Thompson	2	63.4 1600m	0:11.76 1600m	2:18.27 [5] (0:12.80)	2:05.47 [3] (0:11.83)	1:53.64 [3] (0:11.94)	1:41.70 [3] (0:11.76)	1:29.94 [3] (0:12.38)	1:17.56 [3] (0:12.95)	1:04.61 [3] (0:12.67)	0:39.51	-12
6	10	TUSSAH Justin Stanley	1	62.4 1600m	0:11.66 1600m	2:18.90 [6] (0:12.91)	2:05.99 [5] (0:12.07)	1:53.92 [5] (0:11.97)	1:41.95 [5] (0:11.66)	1:30.29 [5] (0:12.33)	1:17.96 [5] (0:12.87)	1:05.09 [6] (0:12.45)	0:40.15	-7
7	9	NGOZI Casey Waddell	12	62.9 1600m	0:11.68 1600m	2:19.23 [7] (0:12.68)	2:06.55 [2] (0:11.78)	1:54.77 [2] (0:12.00)	1:42.77 [2] (0:11.68)	1:31.09 [2] (0:12.38)	1:18.71 [2] (0:12.87)	1:05.84 [2] (0:12.72)	0:40.65	-3
8	1	A DEVIL'S CHANCE Morgan Butler	13	62.4 1400m	0:11.91 1600m	2:19.41 [8] (0:13.70)	2:05.71 [10] (0:12.13)	1:53.58 [10] (0:12.04)	1:41.54 [10] (0:11.91)	1:29.63 [10] (0:11.95)	1:17.68 [10] (0:12.54)	1:05.14 [8] (0:12.50)	0:40.19	-4
9	3	CHESTNUTS Liv O'Donnell	9	62.7 1600m	0:11.71 1600m	2:21.70 [9] (0:13.03)	2:08.67 [7] (0:12.20)	1:56.47 [7] (0:12.13)	1:44.34 [7] (0:11.71)	1:32.63 [8] (0:12.42)	1:20.21 [8] (0:12.87)	1:07.34 [9] (0:12.53)	0:42.23	-10
10	4	RIGHT LIGHT Alisha Donald	10	60.8 1600m	0:11.94 1600m	2:22.08 [10] (0:13.29)	2:08.79 [8] (0:12.32)	1:56.47 [9] (0:11.97)	1:44.50 [9] (0:11.94)	1:32.56 [9] (0:12.19)	1:20.37 [9] (0:13.01)	1:07.36 [10] (0:12.97)	0:41.33	-8

Scratched: Chooky Cheerleader (#11), Manzikert (#12), Toptimistic (#13)

Report Created: Sat 20 May 2023 18:56 GMT+10 (Note: Timing is based on position data)

Page 1/12

[] Ranking at each section and finish
 -:-:- No data available at this section
 NA No data available

SCN Saddle cloth number
 DNF Did not finish
 DNT Did not track

data processed by TRIPLESDATA



Toowoomba QLD Professional

Race 4: 1EQUINE - FOR THE EQUINE ATHLETE Maiden Plate - 2150m

20 May 2023 - 18:35



Track Rating: Good 4, Weather: Fine, Rail Position: +5m Entire

Section						800m	600m	400m	200m	Last 600m	
Field Times						0:51.38 (0:12.45)	0:38.93 (0:12.72)	0:26.21 (0:13.04)	0:13.17 (0:13.17)	0:38.93	
Rank	TAB	Horse/Jockey	Barrier	Top Speed [km/h]	Fastest Section					Margin	Distance Travelled [m]
1	8	ARTFUL GIRL Marnu Potgieter	11	64.9 1600m	0:11.40 1600m	0:51.14 [2] (0:12.45)	0:38.69 [2] (0:12.64)	0:26.05 [2] (0:12.92)	0:13.13 [2] (0:13.13)	2:17.03	0:38.69
2	5	THE KHAN Tiffani Brooker	4	63.2 Overall	0:11.61 2000m	0:51.48 [1] (0:12.45)	0:39.03 [1] (0:12.72)	0:26.31 [1] (0:13.04)	0:13.27 [1] (0:13.27)	0.5L	0:39.03 -13
3	6	KING CORNELIUS Cejay Graham	7	62.7 1600m	0:11.71 1600m	0:51.57 [4] (0:12.36)	0:39.21 [4] (0:12.76)	0:26.45 [4] (0:13.08)	0:13.37 [4] (0:13.37)	4.5L	0:39.21 +3
4	2	BURN THE BOATS Justin Huxtable	3	62.9 1600m	0:11.69 1600m	0:51.49 [7] (0:12.21)	0:39.28 [7] (0:12.84)	0:26.44 [7] (0:13.15)	0:13.29 [5] (0:13.29)	5.8L	0:39.28 +2
5	7	THE KING SLAYER Adin Thompson	2	63.4 1600m	0:11.76 1600m	0:51.94 [6] (0:12.43)	0:39.51 [5] (0:12.51)	0:27.00 [3] (0:13.21)	0:13.79 [3] (0:13.79)	6.8L	0:39.51 -12
6	10	TUSSAH Justin Stanley	1	62.4 1600m	0:11.66 1600m	0:52.64 [5] (0:12.49)	0:40.15 [6] (0:12.72)	0:27.43 [5] (0:13.51)	0:13.92 [6] (0:13.92)	10.3L	0:40.15 -7
7	9	NGOZI Casey Waddell	12	62.9 1600m	0:11.68 1600m	0:53.12 [3] (0:12.47)	0:40.65 [3] (0:12.98)	0:27.67 [6] (0:13.96)	0:13.71 [7] (0:13.71)	12.1L	0:40.65 -3
8	1	A DEVIL'S CHANCE Morgan Butler	13	62.4 1400m	0:11.91 1600m	0:52.64 [8] (0:12.45)	0:40.19 [8] (0:12.92)	0:27.27 [8] (0:13.47)	0:13.80 [8] (0:13.80)	13.1L	0:40.19 -4
9	3	CHESTNUTS Liv O'Donnell	9	62.7 1600m	0:11.71 1600m	0:54.81 [9] (0:12.58)	0:42.23 [9] (0:13.34)	0:28.89 [9] (0:14.11)	0:14.78 [9] (0:14.78)	26.4L	0:42.23 -10
10	4	RIGHT LIGHT Alisha Donald	10	60.8 1600m	0:11.94 1600m	0:54.39 [10] (0:13.06)	0:41.33 [10] (0:13.56)	0:27.77 [10] (0:13.78)	0:13.99 [10] (0:13.99)	28.4L	0:41.33 -8

Scratched: Chooky Cheerleader (#11), Manzikert (#12), Toptimistic (#13)

Report Created: Sat 20 May 2023 18:56 GMT+10 (Note: Timing is based on position data)

Page 2/12

[] Ranking at each section and finish
 -:-:- No data available at this section
 NA No data available

SCN Saddle cloth number
 DNF Did not finish
 DNT Did not track

data processed by TRIPLESDATA



Horse/Jockey Name	Artful Girl
Final Rank	1
Fastest Section Time (Section)	0:11.40 (1600m)
Top Speed [km/h] (Section)	64.9 (1600m)
Race State	Finished



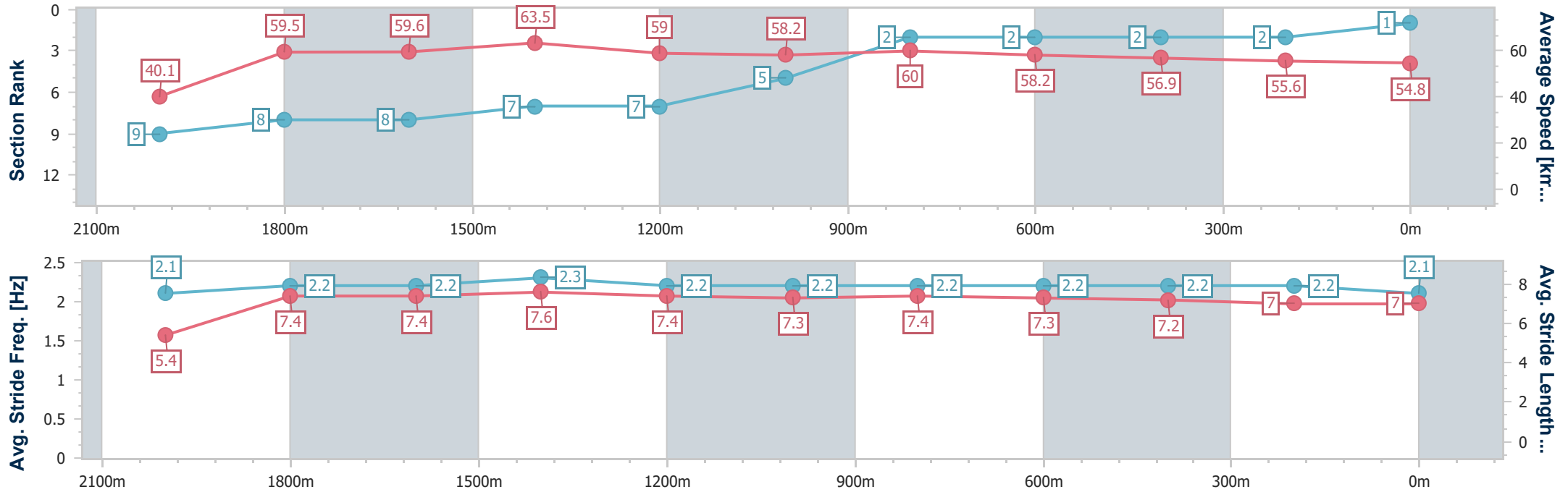
Toowoomba QLD Professional
Race 4: 1EQUINE - FOR THE EQUINE ATHLETE Maiden Plate - 2150m



20 May 2023 - 18:35

Track Rating: Good 4, Weather: Fine, Rail Position: +5m Entire

Section	Overall	2000m	1800m	1600m	1400m	1200m	1000m	800m	600m	400m	200m
Section Times	2:17.02 [1] (0:13.48)	2:03.54 [9] (0:12.07)	1:51.47 [8] (0:12.02)	1:39.45 [8] (0:11.40)	1:28.05 [7] (0:12.36)	1:15.69 [7] (0:12.41)	1:03.28 [5] (0:12.14)	0:51.14 [2] (0:12.45)	0:38.69 [2] (0:12.64)	0:26.05 [2] (0:12.92)	0:13.13 [2] (0:13.13)
Average Speed [km/h]	40.1	59.5	59.6	63.5	59.0	58.2	60.0	58.2	56.9	55.6	54.8
Top Speed [km/h]	59.0	60.5	62.5	64.9	62.8	60.5	61.0	58.6	58.6	56.0	55.9
Avg. Dist. to Rail [m]	6.2	1.3	1.5	1.9	2.8	3.6	3.7	1.7	0.4	0.3	1.6
Avg. Stride Freq. [Hz]	2.1	2.2	2.2	2.3	2.2	2.2	2.2	2.2	2.2	2.2	2.1
Avg. Stride Length [m]	5.4	7.4	7.4	7.6	7.4	7.3	7.4	7.3	7.2	7.0	7.0



- [] Ranking at each section and finish
- .-.- No data available at this section
- NA No data available



Horse/Jockey Name	The Khan
Final Rank	2
Fastest Section Time (Section)	0:11.61 (2000m)
Top Speed [km/h] (Section)	63.2 (Overall)
Race State	Finished



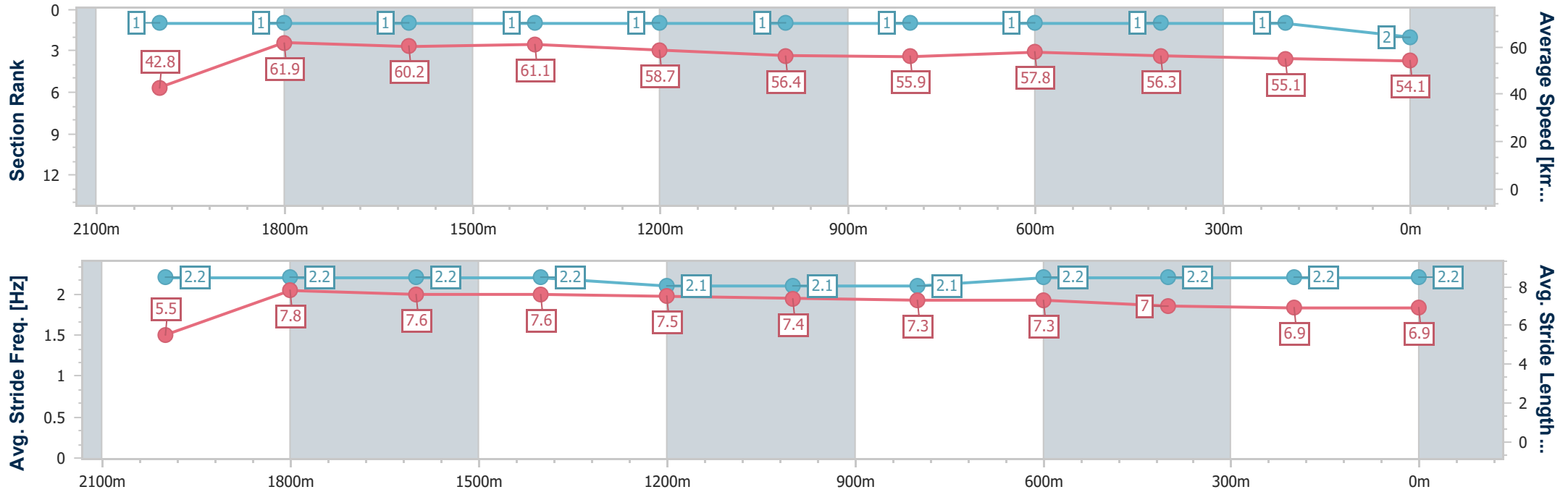
Toowoomba QLD Professional
Race 4: 1EQUINE - FOR THE EQUINE ATHLETE Maiden Plate - 2150m



20 May 2023 - 18:35

Track Rating: Good 4, Weather: Fine, Rail Position: +5m Entire

Section	Overall	2000m	1800m	1600m	1400m	1200m	1000m	800m	600m	400m	200m
Section Times	2:17.12 [2] (0:12.63)	2:04.49 [1] (0:11.61)	1:52.88 [1] (0:11.68)	1:41.20 [1] (0:11.73)	1:29.47 [1] (0:12.29)	1:17.18 [1] (0:12.79)	1:04.39 [1] (0:12.91)	0:51.48 [1] (0:12.45)	0:39.03 [1] (0:12.72)	0:26.31 [1] (0:13.04)	0:13.27 [1] (0:13.27)
Average Speed [km/h]	42.8	61.9	60.2	61.1	58.7	56.4	55.9	57.8	56.3	55.1	54.1
Top Speed [km/h]	63.2	63.0	61.2	61.9	60.6	58.2	57.0	58.4	57.5	55.6	55.0
Avg. Dist. to Rail [m]	5.0	4.3	4.5	1.7	0.8	0.8	0.4	0.3	0.9	0.5	1.1
Avg. Stride Freq. [Hz]	2.2	2.2	2.2	2.2	2.1	2.1	2.1	2.2	2.2	2.2	2.2
Avg. Stride Length [m]	5.5	7.8	7.6	7.6	7.5	7.4	7.3	7.3	7.0	6.9	6.9



- [] Ranking at each section and finish
- .-.- No data available at this section
- NA No data available



Horse/Jockey Name	King Cornelius
Final Rank	3
Fastest Section Time (Section)	0:11.71 (1600m)
Top Speed [km/h] (Section)	62.7 (1600m)
Race State	Finished



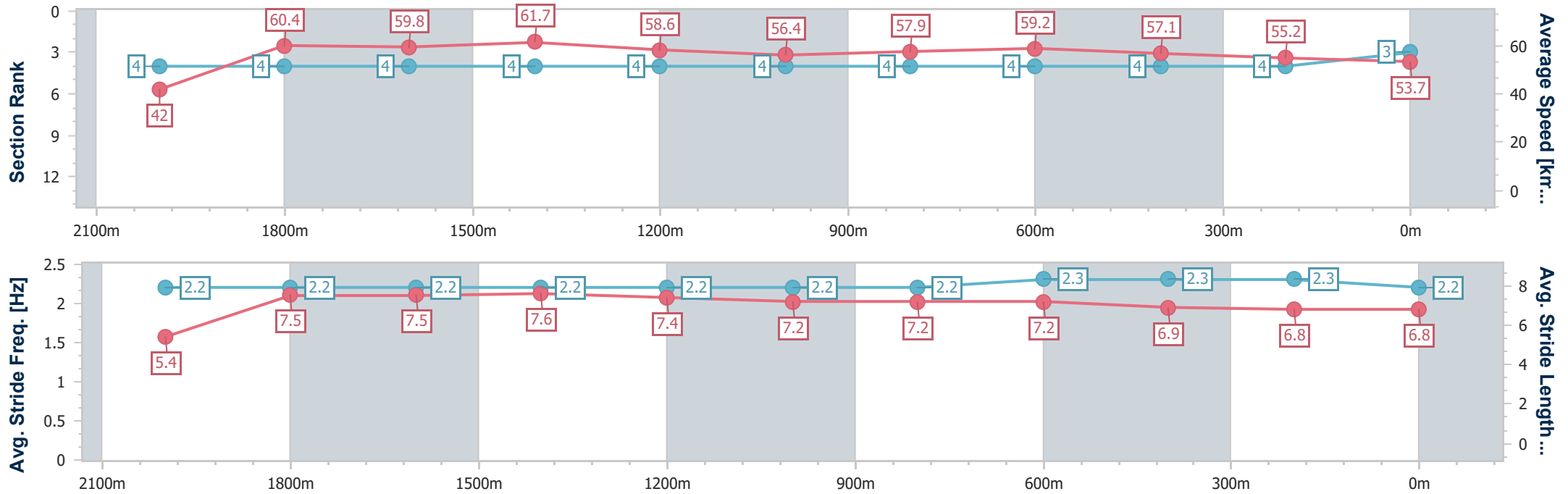
Toowoomba QLD Professional
Race 4: 1EQUINE - FOR THE EQUINE ATHLETE Maiden Plate - 2150m



20 May 2023 - 18:35

Track Rating: Good 4, Weather: Fine, Rail Position: +5m Entire

Section	Overall	2000m	1800m	1600m	1400m	1200m	1000m	800m	600m	400m	200m
Section Times	2:17.81 [3] (0:12.88)	2:04.93 [4] (0:11.91)	1:53.02 [4] (0:11.90)	1:41.12 [4] (0:11.71)	1:29.41 [4] (0:12.42)	1:16.99 [4] (0:12.81)	1:04.18 [4] (0:12.61)	0:51.57 [4] (0:12.36)	0:39.21 [4] (0:12.76)	0:26.45 [4] (0:13.08)	0:13.37 [4] (0:13.37)
Average Speed [km/h]	42.0	60.4	59.8	61.7	58.6	56.4	57.9	59.2	57.1	55.2	53.7
Top Speed [km/h]	61.0	61.7	60.8	62.7	61.7	58.1	59.1	60.1	59.5	56.3	55.4
Avg. Dist. to Rail [m]	4.2	0.8	2.3	1.6	2.0	2.2	3.7	4.3	2.3	0.7	1.3
Avg. Stride Freq. [Hz]	2.2	2.2	2.2	2.2	2.2	2.2	2.2	2.3	2.3	2.3	2.2
Avg. Stride Length [m]	5.4	7.5	7.5	7.6	7.4	7.2	7.2	7.2	6.9	6.8	6.8



- [] Ranking at each section and finish
- .-.- No data available at this section
- NA No data available



Horse/Jockey Name	Burn The Boats
Final Rank	4
Fastest Section Time (Section)	0:11.69 (1600m)
Top Speed [km/h] (Section)	62.9 (1600m)
Race State	Finished



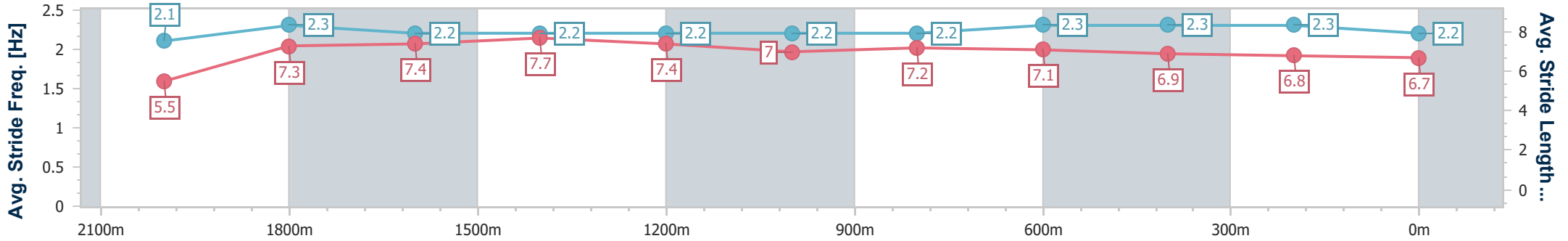
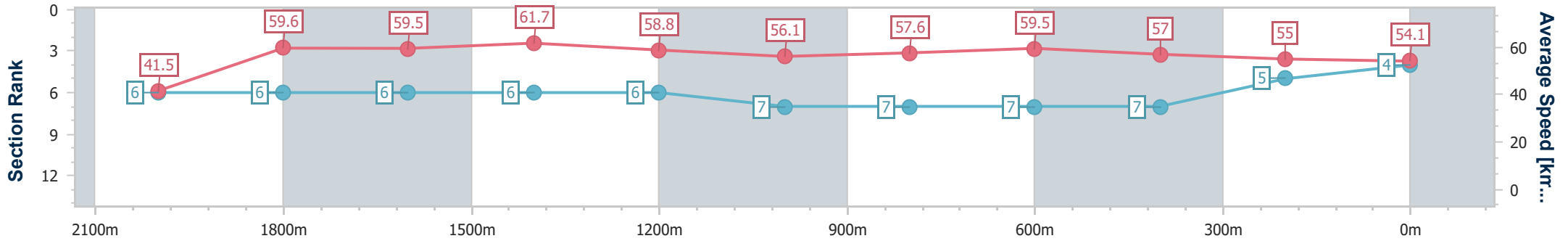
Toowoomba QLD Professional
Race 4: 1EQUINE - FOR THE EQUINE ATHLETE Maiden Plate - 2150m



20 May 2023 - 18:35

Track Rating: Good 4, Weather: Fine, Rail Position: +5m Entire

Section	Overall	2000m	1800m	1600m	1400m	1200m	1000m	800m	600m	400m	200m
Section Times	2:18.06 [4] (0:13.00)	2:05.06 [6] (0:12.06)	1:53.00 [6] (0:12.02)	1:40.98 [6] (0:11.69)	1:29.29 [6] (0:12.35)	1:16.94 [6] (0:12.84)	1:04.10 [7] (0:12.61)	0:51.49 [7] (0:12.21)	0:39.28 [7] (0:12.84)	0:26.44 [7] (0:13.15)	0:13.29 [5] (0:13.29)
Average Speed [km/h]	41.5	59.6	59.5	61.7	58.8	56.1	57.6	59.5	57.0	55.0	54.1
Top Speed [km/h]	60.1	60.3	60.4	62.9	61.1	57.0	58.6	61.0	60.4	56.1	55.5
Avg. Dist. to Rail [m]	4.1	1.8	2.0	1.2	1.5	2.1	2.4	2.4	3.3	1.5	1.3
Avg. Stride Freq. [Hz]	2.1	2.3	2.2	2.2	2.2	2.2	2.2	2.3	2.3	2.3	2.2
Avg. Stride Length [m]	5.5	7.3	7.4	7.7	7.4	7.0	7.2	7.1	6.9	6.8	6.7



- [] Ranking at each section and finish
- .-.- No data available at this section
- NA No data available



Horse/Jockey Name	The King Slayer
Final Rank	5
Fastest Section Time (Section)	0:11.76 (1600m)
Top Speed [km/h] (Section)	63.4 (1600m)
Race State	Finished



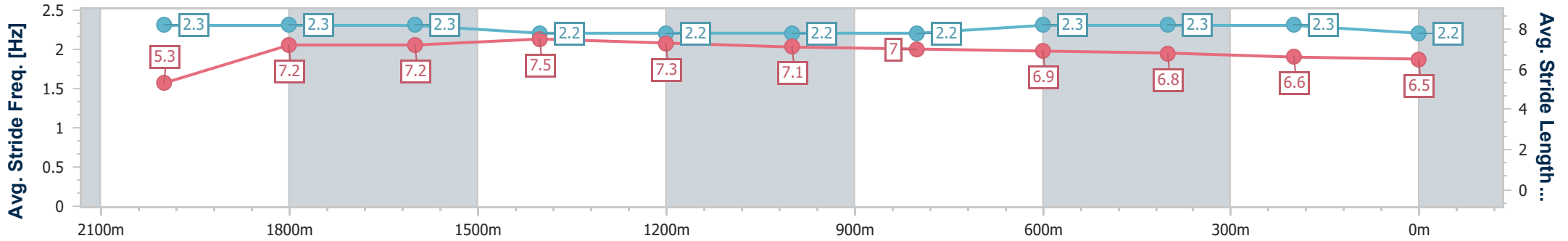
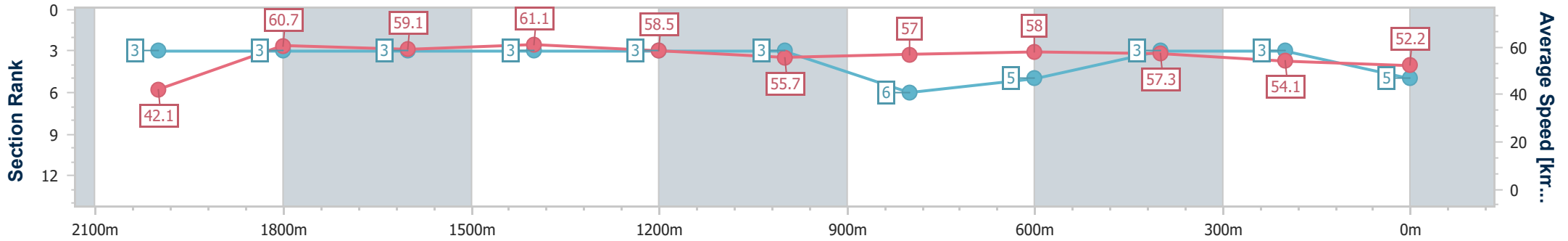
Toowoomba QLD Professional
Race 4: 1EQUINE - FOR THE EQUINE ATHLETE Maiden Plate - 2150m



20 May 2023 - 18:35

Track Rating: Good 4, Weather: Fine, Rail Position: +5m Entire

Section	Overall	2000m	1800m	1600m	1400m	1200m	1000m	800m	600m	400m	200m
Section Times	2:18.27 [5] (0:12.80)	2:05.47 [3] (0:11.83)	1:53.64 [3] (0:11.94)	1:41.70 [3] (0:11.76)	1:29.94 [3] (0:12.38)	1:17.56 [3] (0:12.95)	1:04.61 [3] (0:12.67)	0:51.94 [6] (0:12.43)	0:39.51 [5] (0:12.51)	0:27.00 [3] (0:13.21)	0:13.79 [3]
Average Speed [km/h]	42.1	60.7	59.1	61.1	58.5	55.7	57.0	58.0	57.3	54.1	52.2
Top Speed [km/h]	61.6	61.4	60.0	63.4	60.9	56.7	57.8	59.1	59.2	55.4	53.8
Avg. Dist. to Rail [m]	7.7	5.6	4.1	0.6	1.0	0.8	0.4	0.7	0.8	2.3	4.5
Avg. Stride Freq. [Hz]	2.3	2.3	2.3	2.2	2.2	2.2	2.2	2.3	2.3	2.3	2.2
Avg. Stride Length [m]	5.3	7.2	7.2	7.5	7.3	7.1	7.0	6.9	6.8	6.6	6.5



- [] Ranking at each section and finish
- .-.- No data available at this section
- NA No data available



Horse/Jockey Name	Tussah
Final Rank	6
Fastest Section Time (Section)	0:11.66 (1600m)
Top Speed [km/h] (Section)	62.4 (1600m)
Race State	Finished



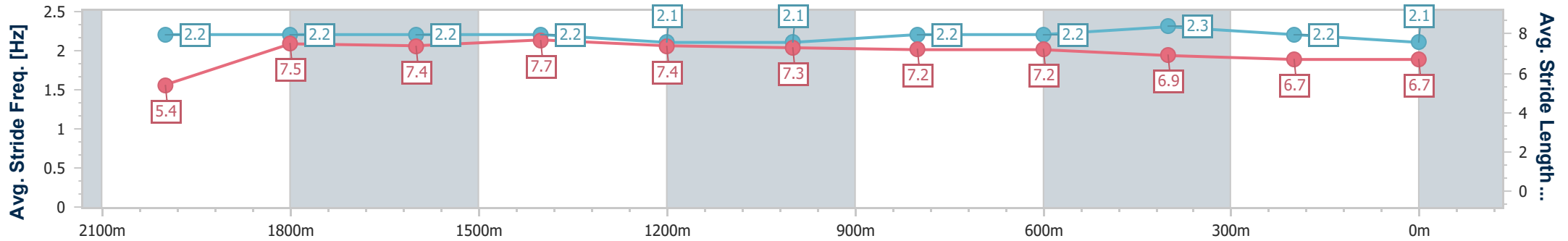
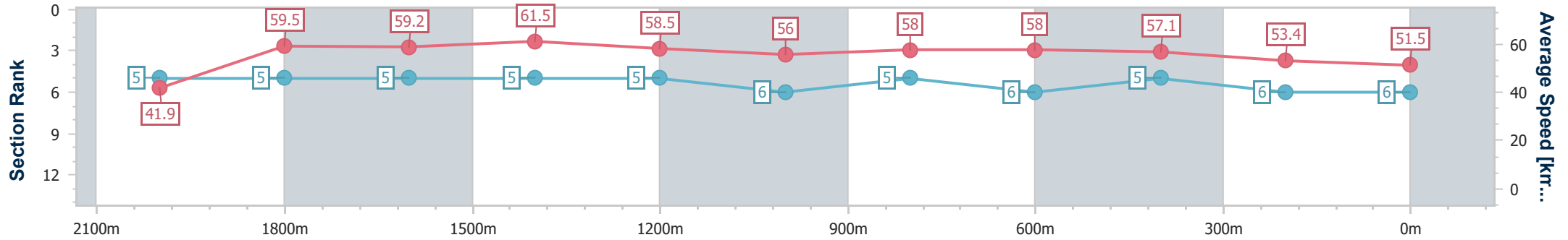
Toowoomba QLD Professional
Race 4: 1EQUINE - FOR THE EQUINE ATHLETE Maiden Plate - 2150m



20 May 2023 - 18:35

Track Rating: Good 4, Weather: Fine, Rail Position: +5m Entire

Section	Overall	2000m	1800m	1600m	1400m	1200m	1000m	800m	600m	400m	200m
Section Times	2:18.90 [6] (0:12.91)	2:05.99 [5] (0:12.07)	1:53.92 [5] (0:11.97)	1:41.95 [5] (0:11.66)	1:30.29 [5] (0:12.33)	1:17.96 [5] (0:12.87)	1:05.09 [6] (0:12.45)	0:52.64 [5] (0:12.49)	0:40.15 [6] (0:12.72)	0:27.43 [5] (0:13.51)	0:13.92 [6] (0:13.92)
Average Speed [km/h]	41.9	59.5	59.2	61.5	58.5	56.0	58.0	58.0	57.1	53.4	51.5
Top Speed [km/h]	61.5	60.1	60.5	62.4	60.9	57.0	59.0	59.9	58.9	55.0	52.8
Avg. Dist. to Rail [m]	5.4	2.1	3.1	0.9	0.6	0.6	0.7	1.7	1.7	0.5	1.9
Avg. Stride Freq. [Hz]	2.2	2.2	2.2	2.2	2.1	2.1	2.2	2.2	2.3	2.2	2.1
Avg. Stride Length [m]	5.4	7.5	7.4	7.7	7.4	7.3	7.2	7.2	6.9	6.7	6.7



- [] Ranking at each section and finish
- .-.- No data available at this section
- NA No data available



Horse/Jockey Name	Ngozi
Final Rank	7
Fastest Section Time (Section)	0:11.68 (1600m)
Top Speed [km/h] (Section)	62.9 (1600m)
Race State	Finished



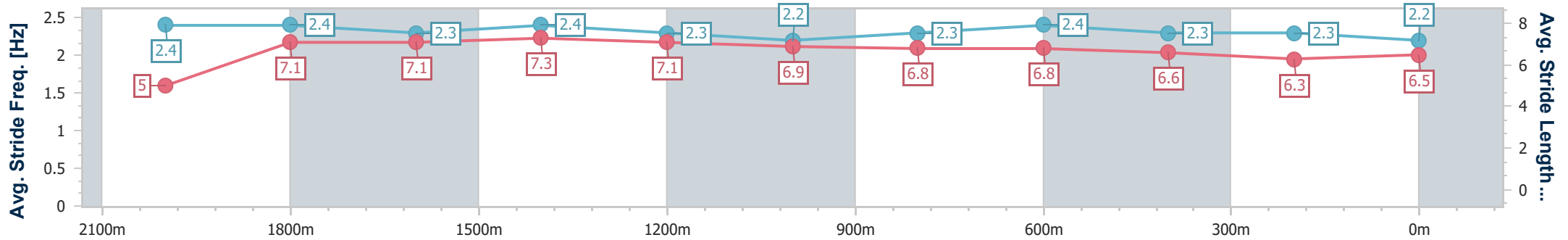
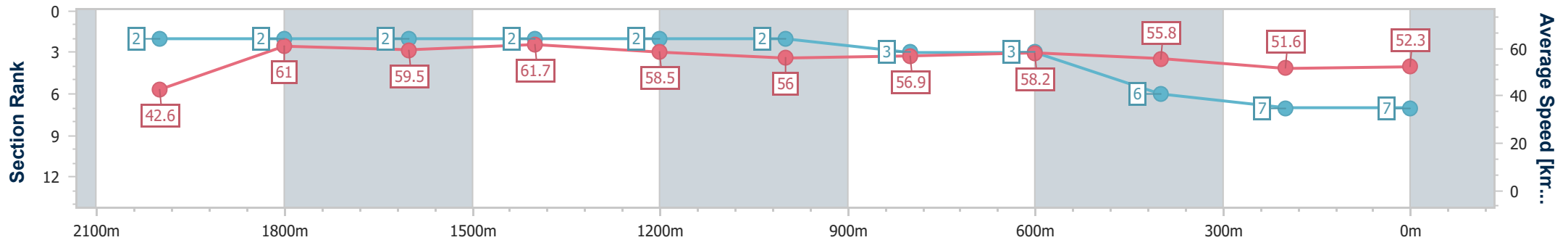
Toowoomba QLD Professional
Race 4: 1EQUINE - FOR THE EQUINE ATHLETE Maiden Plate - 2150m



20 May 2023 - 18:35

Track Rating: Good 4, Weather: Fine, Rail Position: +5m Entire

Section	Overall	2000m	1800m	1600m	1400m	1200m	1000m	800m	600m	400m	200m
Section Times	2:19.23 [7] (0:12.68)	2:06.55 [2] (0:11.78)	1:54.77 [2] (0:12.00)	1:42.77 [2] (0:11.68)	1:31.09 [2] (0:12.38)	1:18.71 [2] (0:12.87)	1:05.84 [2] (0:12.72)	0:53.12 [3] (0:12.47)	0:40.65 [3] (0:12.98)	0:27.67 [6] (0:13.96)	0:13.71 [7] (0:13.71)
Average Speed [km/h]	42.6	61.0	59.5	61.7	58.5	56.0	56.9	58.2	55.8	51.6	52.3
Top Speed [km/h]	61.9	62.4	61.5	62.9	61.7	57.7	57.9	59.1	58.5	52.8	53.5
Avg. Dist. to Rail [m]	7.6	1.5	1.7	0.5	1.0	2.2	1.8	2.1	1.5	0.6	2.3
Avg. Stride Freq. [Hz]	2.4	2.4	2.3	2.4	2.3	2.2	2.3	2.4	2.3	2.3	2.2
Avg. Stride Length [m]	5.0	7.1	7.1	7.3	7.1	6.9	6.8	6.8	6.6	6.3	6.5



- [] Ranking at each section and finish
- .-.- No data available at this section
- NA No data available



Horse/Jockey Name	A Devil's Chance
Final Rank	8
Fastest Section Time (Section)	0:11.91 (1600m)
Top Speed [km/h] (Section)	62.4 (1400m)
Race State	Finished



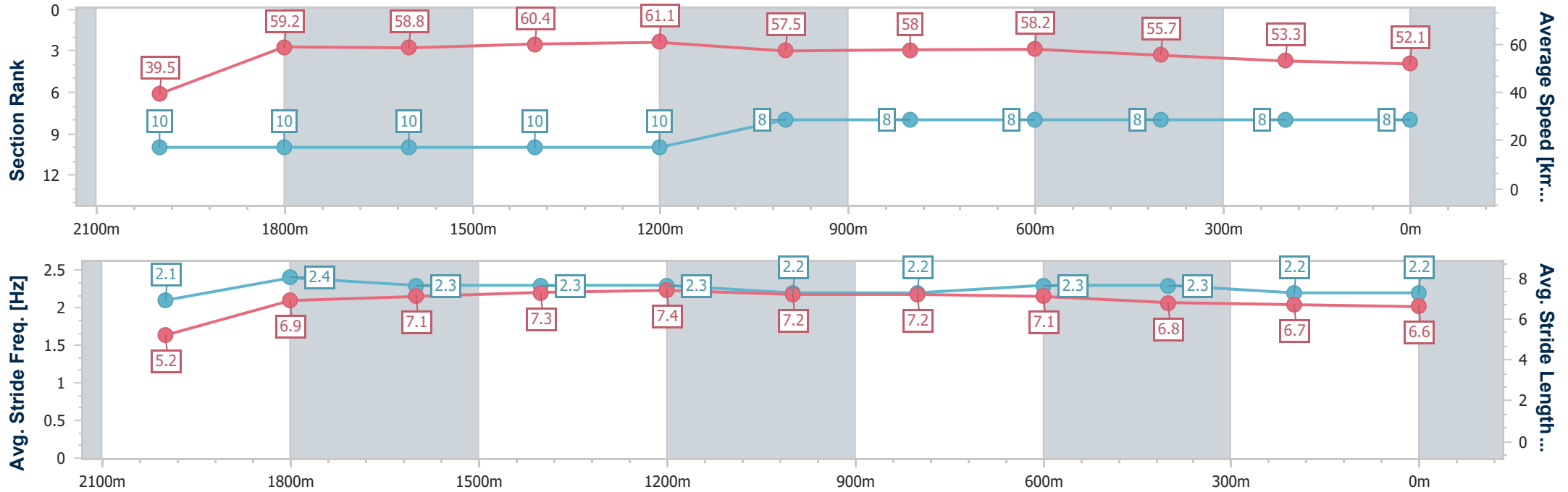
Toowoomba QLD Professional
Race 4: 1EQUINE - FOR THE EQUINE ATHLETE Maiden Plate - 2150m



20 May 2023 - 18:35

Track Rating: Good 4, Weather: Fine, Rail Position: +5m Entire

Section	Overall	2000m	1800m	1600m	1400m	1200m	1000m	800m	600m	400m	200m
Section Times	2:19.41 [8] (0:13.70)	2:05.71 [10] (0:12.13)	1:53.58 [10] (0:12.04)	1:41.54 [10] (0:11.91)	1:29.63 [10] (0:11.95)	1:17.68 [10] (0:12.54)	1:05.14 [8] (0:12.50)	0:52.64 [8] (0:12.45)	0:40.19 [8] (0:12.92)	0:27.27 [8] (0:13.47)	0:13.80 [8] (0:13.80)
Average Speed [km/h]	39.5	59.2	58.8	60.4	61.1	57.5	58.0	58.2	55.7	53.3	52.1
Top Speed [km/h]	60.2	61.9	60.7	62.1	62.4	59.5	59.3	58.8	57.3	54.5	52.9
Avg. Dist. to Rail [m]	6.6	2.4	3.5	1.1	2.5	3.1	2.5	1.9	0.6	1.2	0.9
Avg. Stride Freq. [Hz]	2.1	2.4	2.3	2.3	2.3	2.2	2.2	2.3	2.3	2.2	2.2
Avg. Stride Length [m]	5.2	6.9	7.1	7.3	7.4	7.2	7.2	7.1	6.8	6.7	6.6



- [] Ranking at each section and finish
- .-.- No data available at this section
- NA No data available



Horse/Jockey Name	Chestnuts
Final Rank	9
Fastest Section Time (Section)	0:11.71 (1600m)
Top Speed [km/h] (Section)	62.7 (1600m)
Race State	Finished



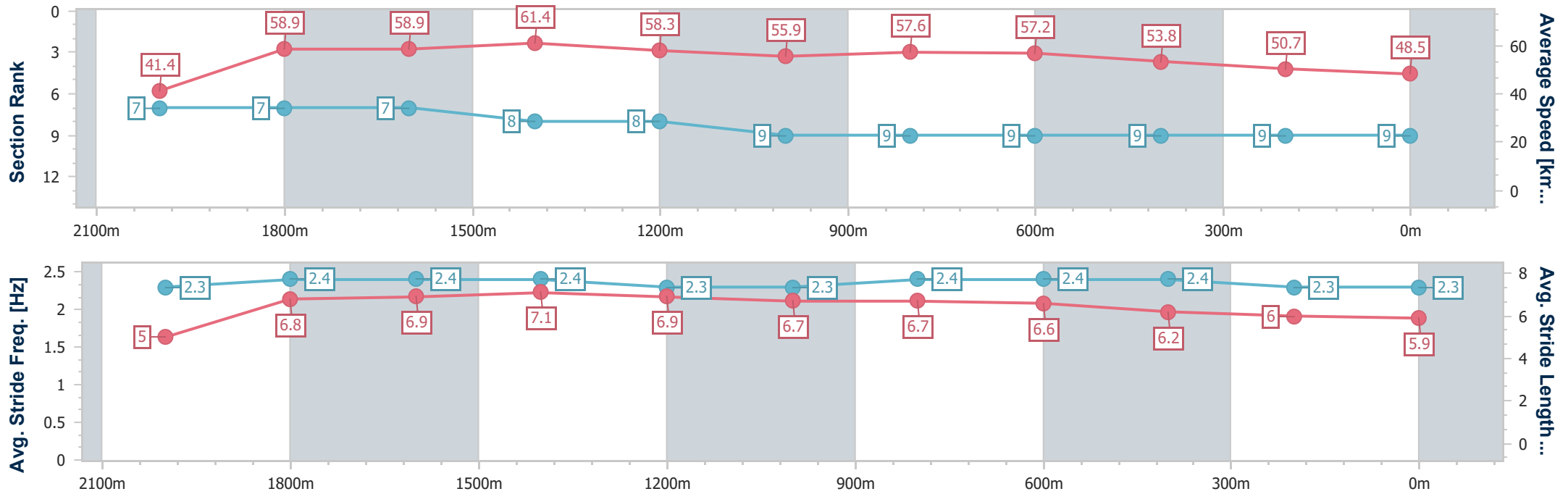
Toowoomba QLD Professional
Race 4: 1EQUINE - FOR THE EQUINE ATHLETE Maiden Plate - 2150m



20 May 2023 - 18:35

Track Rating: Good 4, Weather: Fine, Rail Position: +5m Entire

Section	Overall	2000m	1800m	1600m	1400m	1200m	1000m	800m	600m	400m	200m
Section Times	2:21.70 [9] (0:13.03)	2:08.67 [7] (0:12.20)	1:56.47 [7] (0:12.13)	1:44.34 [7] (0:11.71)	1:32.63 [8] (0:12.42)	1:20.21 [8] (0:12.87)	1:07.34 [9] (0:12.53)	0:54.81 [9] (0:12.58)	0:42.23 [9] (0:13.34)	0:28.89 [9] (0:14.11)	0:14.78 [9] (0:14.78)
Average Speed [km/h]	41.4	58.9	58.9	61.4	58.3	55.9	57.6	57.2	53.8	50.7	48.5
Top Speed [km/h]	59.8	60.1	62.5	62.7	61.3	56.9	58.8	57.9	56.4	51.8	49.4
Avg. Dist. to Rail [m]	4.7	3.1	2.0	0.6	1.1	1.5	0.7	0.6	0.7	2.4	1.8
Avg. Stride Freq. [Hz]	2.3	2.4	2.4	2.4	2.3	2.3	2.4	2.4	2.4	2.3	2.3
Avg. Stride Length [m]	5.0	6.8	6.9	7.1	6.9	6.7	6.7	6.6	6.2	6.0	5.9



- [] Ranking at each section and finish
- .-.- No data available at this section
- NA No data available



Horse/Jockey Name	Right Light
Final Rank	10
Fastest Section Time (Section)	0:11.94 (1600m)
Top Speed [km/h] (Section)	60.8 (1600m)
Race State	Finished



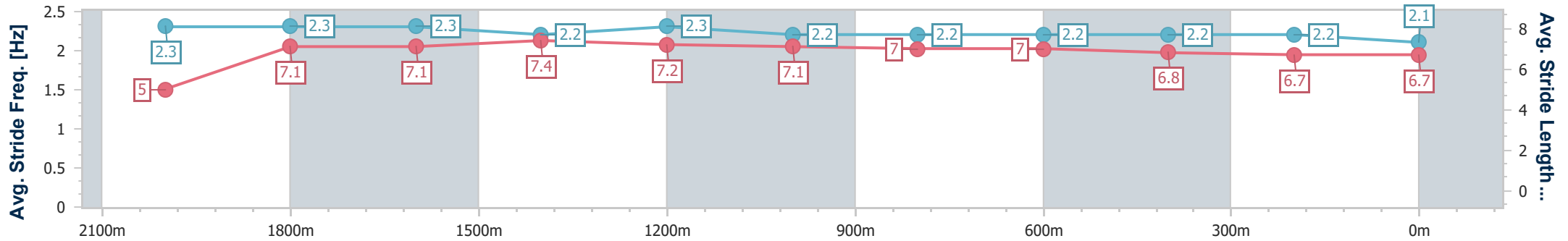
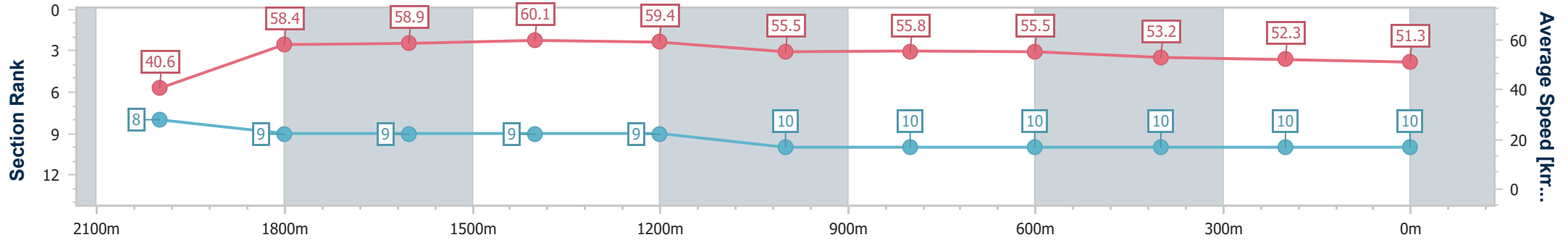
Toowoomba QLD Professional
Race 4: 1EQUINE - FOR THE EQUINE ATHLETE Maiden Plate - 2150m



20 May 2023 - 18:35

Track Rating: Good 4, Weather: Fine, Rail Position: +5m Entire

Section	Overall	2000m	1800m	1600m	1400m	1200m	1000m	800m	600m	400m	200m
Section Times	2:22.08 [10] (0:13.29)	2:08.79 [8] (0:12.32)	1:56.47 [9] (0:11.97)	1:44.50 [9] (0:11.94)	1:32.56 [9] (0:12.19)	1:20.37 [9] (0:13.01)	1:07.36 [10] (0:12.97)	0:54.39 [10] (0:13.06)	0:41.33 [10] (0:13.56)	0:27.77 [10] (0:13.78)	0:13.99 [10] (0:13.99)
Average Speed [km/h]	40.6	58.4	58.9	60.1	59.4	55.5	55.8	55.5	53.2	52.3	51.3
Top Speed [km/h]	57.9	59.0	60.3	60.8	60.4	56.4	56.5	56.2	54.6	53.2	52.1
Avg. Dist. to Rail [m]	3.9	3.3	4.1	1.0	1.3	1.9	1.7	1.2	0.5	0.7	1.8
Avg. Stride Freq. [Hz]	2.3	2.3	2.3	2.2	2.3	2.2	2.2	2.2	2.2	2.2	2.1
Avg. Stride Length [m]	5.0	7.1	7.1	7.4	7.2	7.1	7.0	7.0	6.8	6.7	6.7



- [] Ranking at each section and finish
- .-.- No data available at this section
- NA No data available