



**Toowoomba QLD Professional**  
**Race 3: TAB BETS FRIENDS WINTER PROVINCIAL STAYERS - HEAT -**  
**BENCHMARK 70 Handicap - 2000m**  
**20 May 2023 - 17:55**



Track Rating: Good 4 , Weather: Fine , Rail Position: +5m Entire

Section														
Field Times	Overall	1800m	1600m	1400m	1200m	1000m	800m	Last 600m						
	2:06.32 (0:16.30)	1:50.02 (0:11.27)	1:38.75 (0:10.98)	1:27.77 (0:11.78)	1:15.99 (0:12.10)	1:03.89 (0:12.59)	0:51.30 (0:12.52)	0:38.78						
Rank	TAB	Horse/Jockey	Barrier	Top Speed [km/h]	Fastest Section								Distance Travelled [m]	
1	9	<b>GOT THE LOT</b> Jaden Lloyd	7	65.0 1600m	0:11.31 1600m	2:06.32 [1] (0:16.98)	1:49.34 [6] (0:11.65)	1:37.69 [6] (0:11.31)	1:26.38 [6] (0:11.73)	1:14.65 [6] (0:12.22)	1:02.43 [7] (0:12.26)	0:50.17 [6] (0:12.26)	0:37.91	
2	3	<b>GO MILLO</b> Justin Huxtable	15	65.5 1600m	0:11.23 1600m	2:06.36 [2] (0:16.33)	1:50.03 [3] (0:11.33)	1:38.70 [2] (0:11.23)	1:27.47 [2] (0:11.83)	1:15.64 [2] (0:12.18)	1:03.46 [2] (0:12.41)	0:51.05 [2] (0:12.33)	0:38.72	-2
3	4	<b>GUTS 'N' GLORY</b> Justin Stanley	13	65.3 1600m	0:11.29 1600m	2:06.58 [3] (0:16.30)	1:50.28 [1] (0:11.69)	1:38.59 [3] (0:11.29)	1:27.30 [3] (0:11.73)	1:15.57 [3] (0:12.15)	1:03.42 [3] (0:12.39)	0:51.03 [3] (0:12.33)	0:38.70	+3
4	5	<b>A BIG CHANCE</b> Morgan Butler	12	63.6 1600m	0:11.49 1600m	2:06.79 [4] (0:17.65)	1:49.14 [10] (0:12.07)	1:37.07 [10] (0:11.49)	1:25.58 [10] (0:11.71)	1:13.87 [9] (0:11.67)	1:02.20 [8] (0:12.05)	0:50.15 [8] (0:12.21)	0:37.94	-1
5	8	<b>LIKEABEEL</b> Corey Bayliss	11	64.0 1600m	0:11.51 1600m	2:06.85 [5] (0:17.32)	1:49.53 [8] (0:11.98)	1:37.55 [8] (0:11.51)	1:26.04 [8] (0:11.76)	1:14.28 [8] (0:12.08)	1:02.20 [9] (0:12.26)	0:49.94 [9] (0:12.38)	0:37.56	-6
6	1	<b>CHASING JACKLEY</b> Jake Molloy	14	65.0 1600m	0:11.43 1600m	2:07.00 [6] (0:16.30)	1:50.70 [2] (0:11.90)	1:38.80 [5] (0:11.43)	1:27.37 [5] (0:11.78)	1:15.59 [5] (0:12.16)	1:03.43 [5] (0:12.27)	0:51.16 [5] (0:12.30)	0:38.86	+7
7	2	<b>SAVVY LEGEND</b> Georgina Cartwright	4	66.7 1600m	0:10.98 1600m	2:07.06 [7] (0:16.40)	1:50.66 [4] (0:11.17)	1:39.49 [1] (0:10.98)	1:28.51 [1] (0:11.78)	1:16.73 [1] (0:12.10)	1:04.63 [1] (0:12.59)	0:52.04 [1] (0:12.52)	0:39.52	-5
8	7	<b>GOTTA BE FIRST</b> Alisha Donald	8	64.8 1600m	0:11.16 1600m	2:08.20 [8] (0:17.06)	1:51.14 [7] (0:11.88)	1:39.26 [7] (0:11.16)	1:28.10 [7] (0:11.65)	1:16.45 [7] (0:12.08)	1:04.37 [6] (0:12.35)	0:52.02 [7] (0:12.53)	0:39.49	-5
9	10	<b>TOKYO BLOSSOM</b> Nozi Tomizawa	9	65.0 1600m	0:11.25 1600m	2:08.59 [9] (0:16.49)	1:52.10 [5] (0:11.70)	1:40.40 [4] (0:11.25)	1:29.15 [4] (0:11.77)	1:17.38 [4] (0:12.24)	1:05.14 [4] (0:12.31)	0:52.83 [4] (0:12.36)	0:40.47	-4
10	11	<b>GRAND SHANGHAI</b> Tiffani Brooker	1	64.5 1600m	0:11.49 1600m	2:08.64 [10] (0:17.44)	1:51.20 [9] (0:12.11)	1:39.09 [9] (0:11.49)	1:27.60 [9] (0:12.05)	1:15.55 [10] (0:12.04)	1:03.51 [10] (0:12.36)	0:51.15 [10] (0:12.78)	0:38.37	-3

Scratched: Dauenay (#6), Jimmy The Tulip (#12), Rabbit Stu (#13), Idling By (#14), Osaka Miss (#15)



**Toowoomba QLD Professional**  
**Race 3: TAB BETS FRIENDS WINTER PROVINCIAL STAYERS - HEAT -**  
**BENCHMARK 70 Handicap - 2000m**  
**20 May 2023 - 17:55**



Track Rating: Good 4 , Weather: Fine , Rail Position: +5m Entire

Section					600m	400m	200m	Last 600m		
Field Times					0:38.78 (0:12.70)	0:26.08 (0:12.98)	0:13.10 (0:13.10)	0:38.78		
Rank	TAB Horse/Jockey	Barrier	Top Speed [km/h]	Fastest Section	Margin				Distance Travelled [m]	
1	9 GOT THE LOT Jaden Lloyd	7	65.0 1600m	0:11.31 1600m	0:37.91 [6] (0:12.45)	0:25.46 [6] (0:12.76)	0:12.70 [4] (0:12.70)	2:06.33	0:37.91	
2	3 GO MILLO Justin Huxtable	15	65.5 1600m	0:11.23 1600m	0:38.72 [2] (0:12.60)	0:26.12 [1] (0:12.98)	0:13.14 [1] (0:13.14)	0.2L	0:38.72 -2	
3	4 GUTS 'N' GLORY Justin Stanley	13	65.3 1600m	0:11.29 1600m	0:38.70 [3] (0:12.64)	0:26.06 [3] (0:13.00)	0:13.06 [3] (0:13.06)	1.5L	0:38.70 +3	
4	5 A BIG CHANCE Morgan Butler	12	63.6 1600m	0:11.49 1600m	0:37.94 [8] (0:12.49)	0:25.45 [7] (0:12.75)	0:12.70 [6] (0:12.70)	2.5L	0:37.94 -1	
5	8 LIKEABEEL Corey Bayliss	11	64.0 1600m	0:11.51 1600m	0:37.56 [9] (0:12.55)	0:25.01 [9] (0:12.53)	0:12.48 [8] (0:12.48)	2.8L	0:37.56 -6	
6	1 CHASING JACKLEY Jake Molloy	14	65.0 1600m	0:11.43 1600m	0:38.86 [5] (0:12.59)	0:26.27 [4] (0:12.99)	0:13.28 [5] (0:13.28)	3.6L	0:38.86 +7	
7	2 SAVVY LEGEND Georgina Cartwright	4	66.7 1600m	0:10.98 1600m	0:39.52 [1] (0:12.73)	0:26.79 [2] (0:13.16)	0:13.63 [2] (0:13.63)	3.9L	0:39.52 -5	
8	7 GOTTA BE FIRST Alisha Donald	8	64.8 1600m	0:11.16 1600m	0:39.49 [7] (0:12.72)	0:26.77 [8] (0:13.12)	0:13.65 [9] (0:13.65)	10.4L	0:39.49 -5	
9	10 TOKYO BLOSSOM Nozi Tomizawa	9	65.0 1600m	0:11.25 1600m	0:40.47 [4] (0:12.75)	0:27.72 [5] (0:13.53)	0:14.19 [7] (0:14.19)	12.7L	0:40.47 -4	
10	11 GRAND SHANGHAI Tiffani Brooker	1	64.5 1600m	0:11.49 1600m	0:38.37 [10] (0:12.90)	0:25.47 [10] (0:13.02)	0:12.45 [10] (0:12.45)	12.9L	0:38.37 -3	

Scratched: Davenay (#6), Jimmy The Tulip (#12), Rabbit Stu (#13), Idling By (#14), Osaka Miss (#15)

[ ] Ranking at each section and finish  
 -:-:- No data available at this section  
 NA No data available

SCN Saddle cloth number  
 DNF Did not finish  
 DNT Did not track



Horse/Jockey Name	Got The Lot
Final Rank	1
Fastest Section Time (Section)	0:11.31 (1600m)
Top Speed [km/h] (Section)	65.0 (1600m)
Race State	Finished



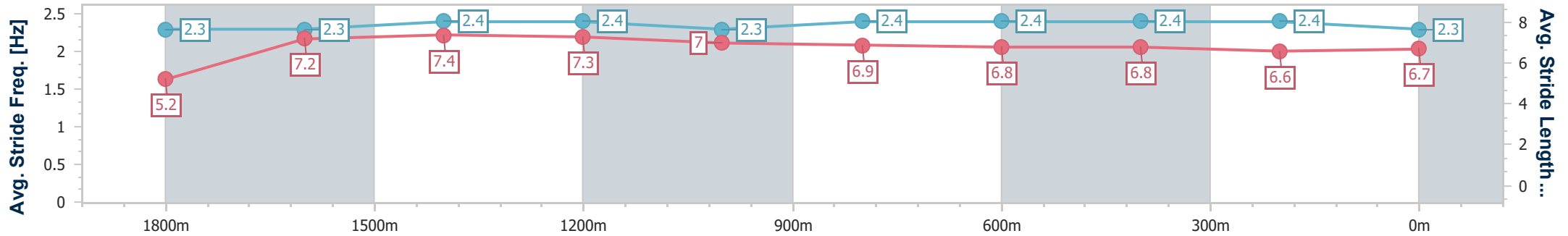
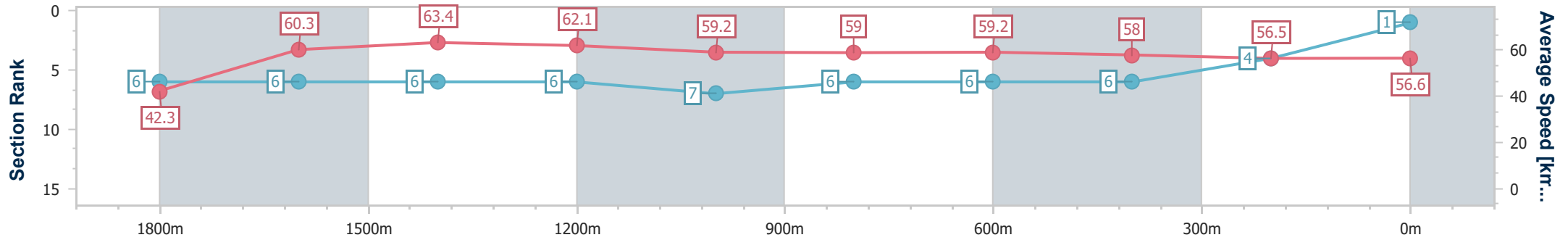
Toowoomba QLD Professional  
 Race 3: TAB BETS FRIENDS WINTER PROVINCIAL STAYERS -  
 HEAT - BENCHMARK 70 Handicap - 2000m



20 May 2023 - 17:55

Track Rating: Good 4 , Weather: Fine , Rail Position: +5m Entire

Section	Overall	1800m	1600m	1400m	1200m	1000m	800m	600m	400m	200m
Section Times	2:06.32 [1] (0:16.98)	1:49.34 [6] (0:11.65)	1:37.69 [6] (0:11.31)	1:26.38 [6] (0:11.73)	1:14.65 [6] (0:12.22)	1:02.43 [7] (0:12.26)	0:50.17 [6] (0:12.26)	0:37.91 [6] (0:12.45)	0:25.46 [6] (0:12.76)	0:12.70 [4] (0:12.70)
Average Speed [km/h]	42.3	60.3	63.4	62.1	59.2	59.0	59.2	58.0	56.5	56.6
Top Speed [km/h]	59.7	62.8	65.0	63.7	60.1	60.8	60.8	59.3	57.2	57.9
Avg. Dist. to Rail [m]	9.8	5.1	0.7	2.3	2.6	1.4	1.8	0.6	0.6	0.9
Avg. Stride Freq. [Hz]	2.3	2.3	2.4	2.4	2.3	2.4	2.4	2.4	2.4	2.3
Avg. Stride Length [m]	5.2	7.2	7.4	7.3	7.0	6.9	6.8	6.8	6.6	6.7



- [ ] Ranking at each section and finish
- .-.- No data available at this section
- NA No data available



Horse/Jockey Name	Go Millo
Final Rank	2
Fastest Section Time (Section)	0:11.23 (1600m)
Top Speed [km/h] (Section)	65.5 (1600m)
Race State	Finished



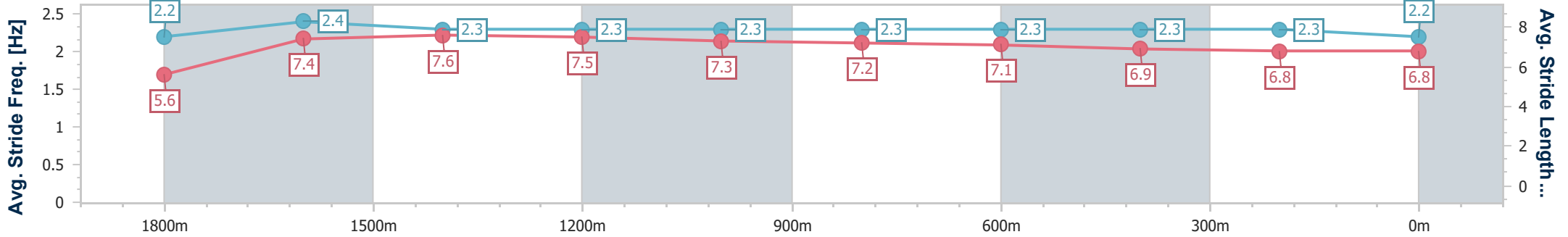
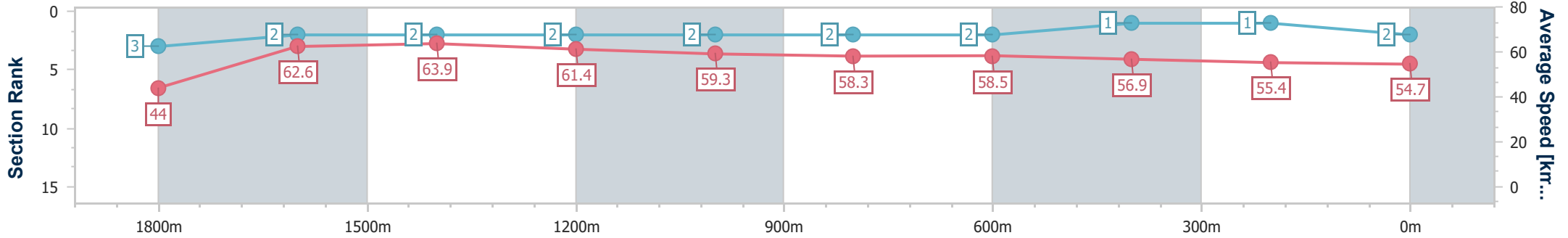
Toowoomba QLD Professional  
 Race 3: TAB BETS FRIENDS WINTER PROVINCIAL STAYERS -  
 HEAT - BENCHMARK 70 Handicap - 2000m



20 May 2023 - 17:55

Track Rating: Good 4 , Weather: Fine , Rail Position: +5m Entire

Section	Overall	1800m	1600m	1400m	1200m	1000m	800m	600m	400m	200m
Section Times	2:06.36 [2] (0:16.33)	1:50.03 [3] (0:11.33)	1:38.70 [2] (0:11.23)	1:27.47 [2] (0:11.83)	1:15.64 [2] (0:12.18)	1:03.46 [2] (0:12.41)	0:51.05 [2] (0:12.33)	0:38.72 [2] (0:12.60)	0:26.12 [1] (0:12.98)	0:13.14 [1] (0:13.14)
Average Speed [km/h]	44.0	62.6	63.9	61.4	59.3	58.3	58.5	56.9	55.4	54.7
Top Speed [km/h]	61.5	63.3	65.5	63.5	60.3	59.4	59.2	58.7	56.4	55.1
Avg. Dist. to Rail [m]	6.0	3.1	0.7	1.9	1.5	1.5	0.4	0.7	0.3	0.5
Avg. Stride Freq. [Hz]	2.2	2.4	2.3	2.3	2.3	2.3	2.3	2.3	2.3	2.2
Avg. Stride Length [m]	5.6	7.4	7.6	7.5	7.3	7.2	7.1	6.9	6.8	6.8



- [ ] Ranking at each section and finish
- .-.- No data available at this section
- NA No data available



Horse/Jockey Name	Guts 'N' Glory
Final Rank	3
Fastest Section Time (Section)	0:11.29 (1600m)
Top Speed [km/h] (Section)	65.3 (1600m)
Race State	Finished



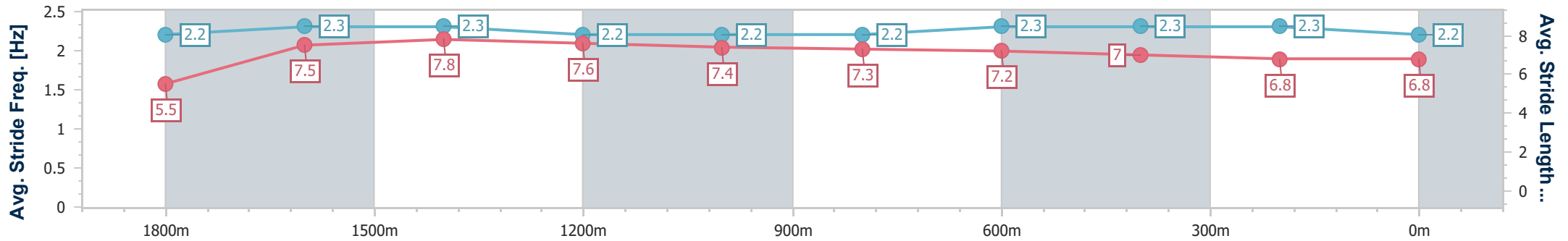
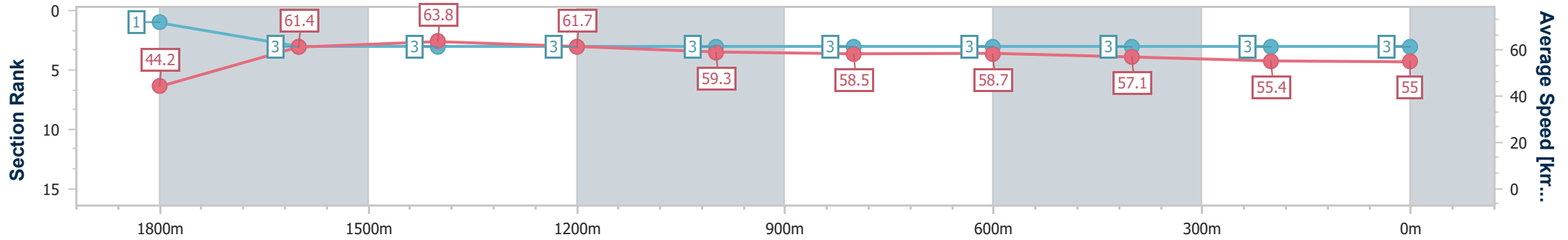
Toowoomba QLD Professional  
 Race 3: TAB BETS FRIENDS WINTER PROVINCIAL STAYERS -  
 HEAT - BENCHMARK 70 Handicap - 2000m



20 May 2023 - 17:55

Track Rating: Good 4 , Weather: Fine , Rail Position: +5m Entire

Section	Overall	1800m	1600m	1400m	1200m	1000m	800m	600m	400m	200m
Section Times	2:06.58 [3] (0:16.30)	1:50.28 [1] (0:11.69)	1:38.59 [3] (0:11.29)	1:27.30 [3] (0:11.73)	1:15.57 [3] (0:12.15)	1:03.42 [3] (0:12.39)	0:51.03 [3] (0:12.33)	0:38.70 [3] (0:12.64)	0:26.06 [3] (0:13.00)	0:13.06 [3] (0:13.06)
Average Speed [km/h]	44.2	61.4	63.8	61.7	59.3	58.5	58.7	57.1	55.4	55.0
Top Speed [km/h]	63.0	63.0	65.3	63.9	60.0	59.4	59.1	58.8	55.9	55.9
Avg. Dist. to Rail [m]	6.3	0.5	0.3	1.1	1.5	1.8	1.5	0.4	0.6	2.8
Avg. Stride Freq. [Hz]	2.2	2.3	2.3	2.2	2.2	2.2	2.3	2.3	2.3	2.2
Avg. Stride Length [m]	5.5	7.5	7.8	7.6	7.4	7.3	7.2	7.0	6.8	6.8



- [ ] Ranking at each section and finish
- .-.- No data available at this section
- NA No data available



Horse/Jockey Name	A Big Chance
Final Rank	4
Fastest Section Time (Section)	0:11.49 (1600m)
Top Speed [km/h] (Section)	63.6 (1600m)
Race State	Finished



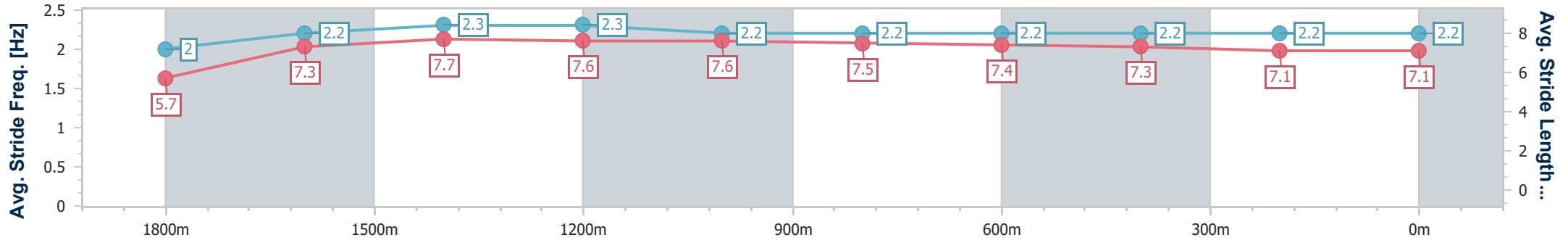
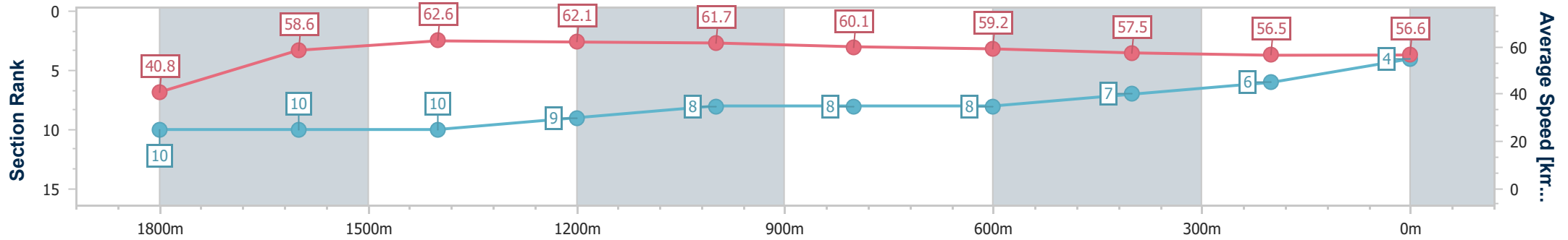
Toowoomba QLD Professional  
 Race 3: TAB BETS FRIENDS WINTER PROVINCIAL STAYERS -  
 HEAT - BENCHMARK 70 Handicap - 2000m



20 May 2023 - 17:55

Track Rating: Good 4 , Weather: Fine , Rail Position: +5m Entire

Section	Overall	1800m	1600m	1400m	1200m	1000m	800m	600m	400m	200m
Section Times	2:06.79 [4] (0:17.65)	1:49.14 [10] (0:12.07)	1:37.07 [10] (0:11.49)	1:25.58 [10] (0:11.71)	1:13.87 [9] (0:11.67)	1:02.20 [8] (0:12.05)	0:50.15 [8] (0:12.21)	0:37.94 [8] (0:12.49)	0:25.45 [7] (0:12.75)	0:12.70 [6] (0:12.70)
Average Speed [km/h]	40.8	58.6	62.6	62.1	61.7	60.1	59.2	57.5	56.5	56.6
Top Speed [km/h]	57.0	61.4	63.6	63.4	62.5	61.0	59.8	58.8	56.7	56.9
Avg. Dist. to Rail [m]	5.8	3.4	0.5	1.7	1.9	1.4	0.9	0.5	0.2	1.0
Avg. Stride Freq. [Hz]	2.0	2.2	2.3	2.3	2.2	2.2	2.2	2.2	2.2	2.2
Avg. Stride Length [m]	5.7	7.3	7.7	7.6	7.6	7.5	7.4	7.3	7.1	7.1



- [ ] Ranking at each section and finish
- .-.- No data available at this section
- NA No data available



Horse/Jockey Name	Likeabeel
Final Rank	5
Fastest Section Time (Section)	0:11.51 (1600m)
Top Speed [km/h] (Section)	64.0 (1600m)
Race State	Finished



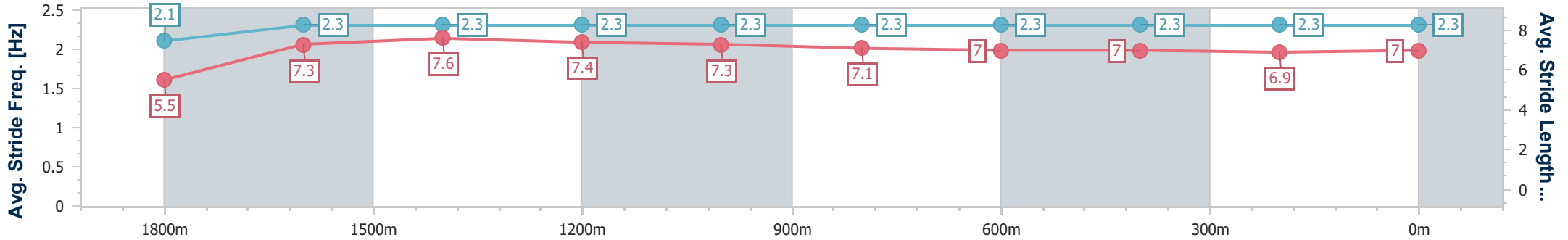
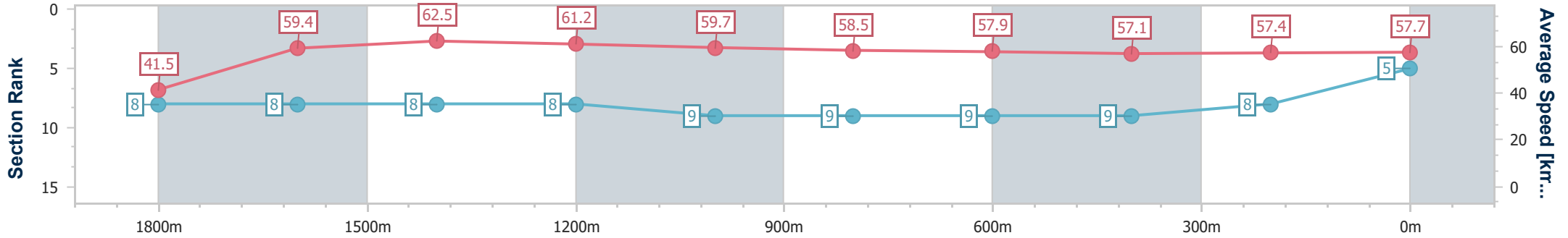
Toowoomba QLD Professional  
 Race 3: TAB BETS FRIENDS WINTER PROVINCIAL STAYERS -  
 HEAT - BENCHMARK 70 Handicap - 2000m



20 May 2023 - 17:55

Track Rating: Good 4 , Weather: Fine , Rail Position: +5m Entire

Section	Overall	1800m	1600m	1400m	1200m	1000m	800m	600m	400m	200m
Section Times	2:06.85 [5] (0:17.32)	1:49.53 [8] (0:11.98)	1:37.55 [8] (0:11.51)	1:26.04 [8] (0:11.76)	1:14.28 [8] (0:12.08)	1:02.20 [9] (0:12.26)	0:49.94 [9] (0:12.38)	0:37.56 [9] (0:12.55)	0:25.01 [9] (0:12.53)	0:12.48 [8] (0:12.48)
Average Speed [km/h]	41.5	59.4	62.5	61.2	59.7	58.5	57.9	57.1	57.4	57.7
Top Speed [km/h]	58.6	61.6	64.0	62.9	60.0	59.7	58.5	58.3	58.3	58.2
Avg. Dist. to Rail [m]	5.7	2.6	0.4	0.3	0.4	0.7	1.0	1.0	0.7	2.3
Avg. Stride Freq. [Hz]	2.1	2.3	2.3	2.3	2.3	2.3	2.3	2.3	2.3	2.3
Avg. Stride Length [m]	5.5	7.3	7.6	7.4	7.3	7.1	7.0	7.0	6.9	7.0



- [ ] Ranking at each section and finish
- .-.- No data available at this section
- NA No data available



Horse/Jockey Name	Chasing Jackley
Final Rank	6
Fastest Section Time (Section)	0:11.43 (1600m)
Top Speed [km/h] (Section)	65.0 (1600m)
Race State	Finished



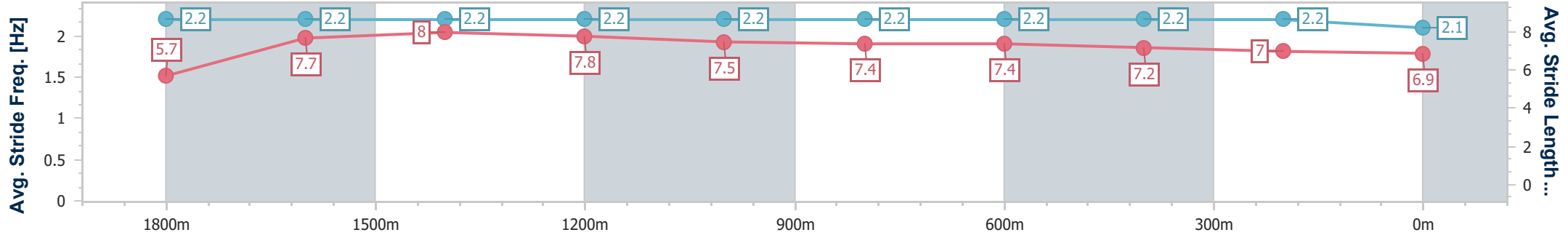
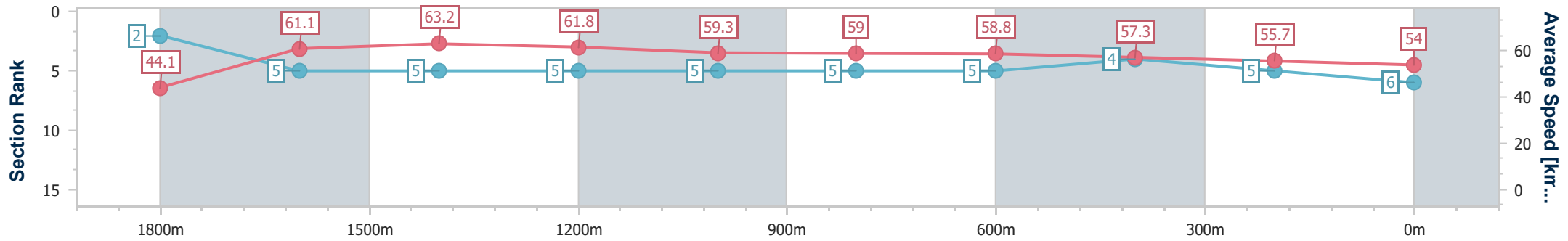
Toowoomba QLD Professional  
 Race 3: TAB BETS FRIENDS WINTER PROVINCIAL STAYERS -  
 HEAT - BENCHMARK 70 Handicap - 2000m



20 May 2023 - 17:55

Track Rating: Good 4 , Weather: Fine , Rail Position: +5m Entire

Section	Overall	1800m	1600m	1400m	1200m	1000m	800m	600m	400m	200m
Section Times	2:07.00 [6] (0:16.30)	1:50.70 [2] (0:11.90)	1:38.80 [5] (0:11.43)	1:27.37 [5] (0:11.78)	1:15.59 [5] (0:12.16)	1:03.43 [5] (0:12.27)	0:51.16 [5] (0:12.30)	0:38.86 [5] (0:12.59)	0:26.27 [4] (0:12.99)	0:13.28 [5] (0:13.28)
Average Speed [km/h]	44.1	61.1	63.2	61.8	59.3	59.0	58.8	57.3	55.7	54.0
Top Speed [km/h]	62.4	62.3	65.0	63.8	60.4	59.8	59.7	59.1	56.6	55.3
Avg. Dist. to Rail [m]	7.3	1.6	1.3	1.9	1.8	1.2	1.7	0.2	0.9	0.4
Avg. Stride Freq. [Hz]	2.2	2.2	2.2	2.2	2.2	2.2	2.2	2.2	2.2	2.1
Avg. Stride Length [m]	5.7	7.7	8.0	7.8	7.5	7.4	7.4	7.2	7.0	6.9



- [ ] Ranking at each section and finish
- .-.- No data available at this section
- NA No data available





Horse/Jockey Name	Savvy Legend
Final Rank	7
Fastest Section Time (Section)	0:10.98 (1600m)
Top Speed [km/h] (Section)	66.7 (1600m)
Race State	Finished



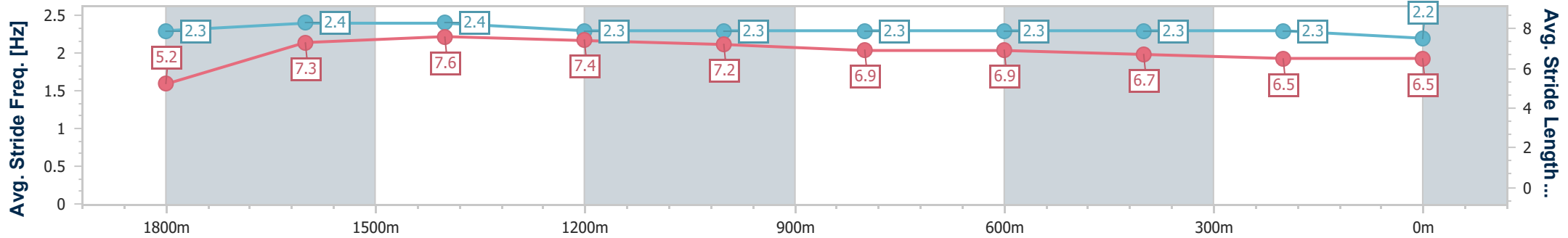
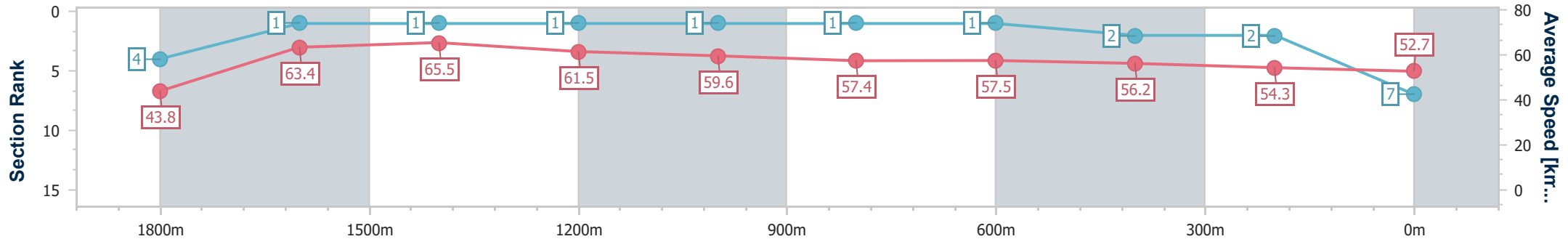
Toowoomba QLD Professional  
 Race 3: TAB BETS FRIENDS WINTER PROVINCIAL STAYERS -  
 HEAT - BENCHMARK 70 Handicap - 2000m



20 May 2023 - 17:55

Track Rating: Good 4 , Weather: Fine , Rail Position: +5m Entire

Section	Overall	1800m	1600m	1400m	1200m	1000m	800m	600m	400m	200m
Section Times	2:07.06 [7] (0:16.40)	1:50.66 [4] (0:11.17)	1:39.49 [1] (0:10.98)	1:28.51 [1] (0:11.78)	1:16.73 [1] (0:12.10)	1:04.63 [1] (0:12.59)	0:52.04 [1] (0:12.52)	0:39.52 [1] (0:12.73)	0:26.79 [2] (0:13.16)	0:13.63 [2] (0:13.63)
Average Speed [km/h]	43.8	63.4	65.5	61.5	59.6	57.4	57.5	56.2	54.3	52.7
Top Speed [km/h]	62.5	65.6	66.7	64.4	60.3	58.1	58.9	58.6	55.0	54.1
Avg. Dist. to Rail [m]	6.9	3.1	0.6	1.2	1.5	0.8	0.4	1.3	2.1	3.1
Avg. Stride Freq. [Hz]	2.3	2.4	2.4	2.3	2.3	2.3	2.3	2.3	2.3	2.2
Avg. Stride Length [m]	5.2	7.3	7.6	7.4	7.2	6.9	6.9	6.7	6.5	6.5



- [ ] Ranking at each section and finish
- .-.- No data available at this section
- NA No data available



Horse/Jockey Name	Gotta Be First
Final Rank	8
Fastest Section Time (Section)	0:11.16 (1600m)
Top Speed [km/h] (Section)	64.8 (1600m)
Race State	Finished



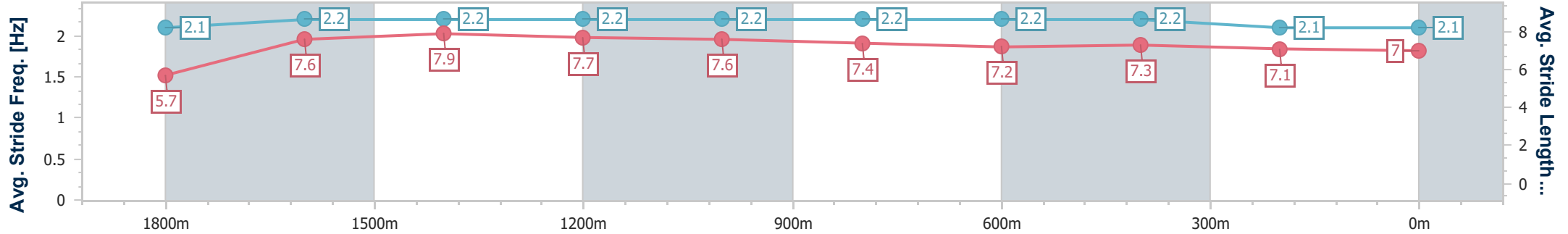
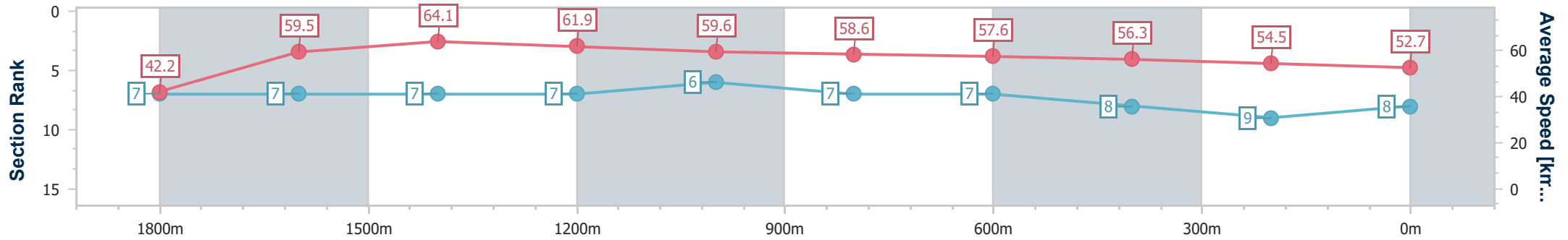
Toowoomba QLD Professional  
 Race 3: TAB BETS FRIENDS WINTER PROVINCIAL STAYERS -  
 HEAT - BENCHMARK 70 Handicap - 2000m



20 May 2023 - 17:55

Track Rating: Good 4 , Weather: Fine , Rail Position: +5m Entire

Section	Overall	1800m	1600m	1400m	1200m	1000m	800m	600m	400m	200m
Section Times	2:08.20 [8] (0:17.06)	1:51.14 [7] (0:11.88)	1:39.26 [7] (0:11.16)	1:28.10 [7] (0:11.65)	1:16.45 [7] (0:12.08)	1:04.37 [6] (0:12.35)	0:52.02 [7] (0:12.53)	0:39.49 [7] (0:12.72)	0:26.77 [8] (0:13.12)	0:13.65 [9] (0:13.65)
Average Speed [km/h]	42.2	59.5	64.1	61.9	59.6	58.6	57.6	56.3	54.5	52.7
Top Speed [km/h]	58.8	62.7	64.8	64.1	60.6	59.4	58.4	57.3	55.8	55.5
Avg. Dist. to Rail [m]	6.1	3.4	1.5	0.7	1.2	1.3	0.5	0.9	1.1	0.9
Avg. Stride Freq. [Hz]	2.1	2.2	2.2	2.2	2.2	2.2	2.2	2.2	2.1	2.1
Avg. Stride Length [m]	5.7	7.6	7.9	7.7	7.6	7.4	7.2	7.3	7.1	7.0



- [ ] Ranking at each section and finish
- .-.- No data available at this section
- NA No data available



Horse/Jockey Name	Tokyo Blossom
Final Rank	9
Fastest Section Time (Section)	0:11.25 (1600m)
Top Speed [km/h] (Section)	65.0 (1600m)
Race State	Finished



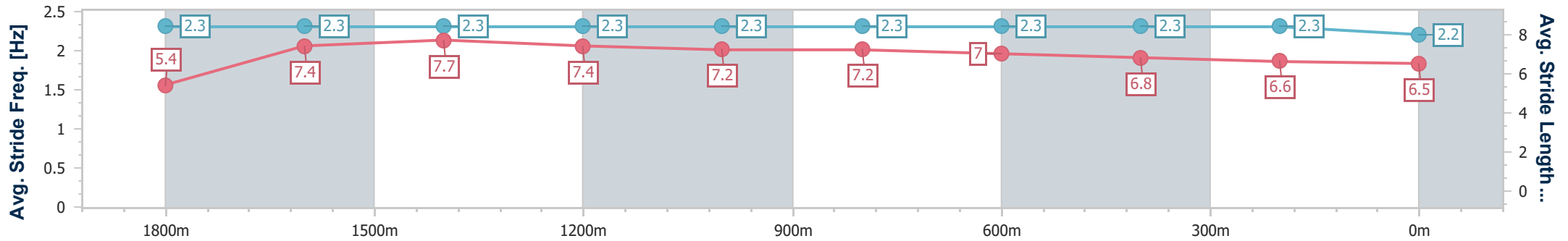
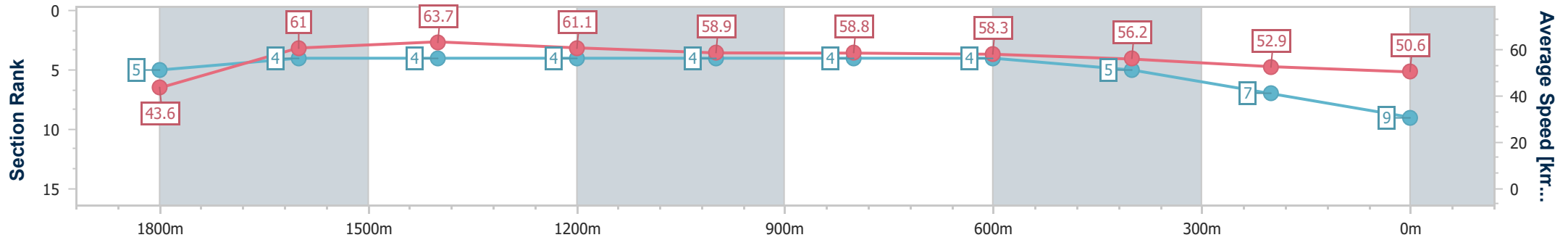
Toowoomba QLD Professional  
Race 3: TAB BETS FRIENDS WINTER PROVINCIAL STAYERS -  
HEAT - BENCHMARK 70 Handicap - 2000m



20 May 2023 - 17:55

Track Rating: Good 4 , Weather: Fine , Rail Position: +5m Entire

Section	Overall	1800m	1600m	1400m	1200m	1000m	800m	600m	400m	200m
Section Times	2:08.59 [9] (0:16.49)	1:52.10 [5] (0:11.70)	1:40.40 [4] (0:11.25)	1:29.15 [4] (0:11.77)	1:17.38 [4] (0:12.24)	1:05.14 [4] (0:12.31)	0:52.83 [4] (0:12.36)	0:40.47 [4] (0:12.75)	0:27.72 [5] (0:13.53)	0:14.19 [7] (0:14.19)
Average Speed [km/h]	43.6	61.0	63.7	61.1	58.9	58.8	58.3	56.2	52.9	50.6
Top Speed [km/h]	61.1	62.3	65.0	64.1	59.4	59.5	59.4	59.1	54.4	52.7
Avg. Dist. to Rail [m]	4.9	1.8	1.2	0.4	0.6	1.1	0.3	0.8	1.4	1.8
Avg. Stride Freq. [Hz]	2.3	2.3	2.3	2.3	2.3	2.3	2.3	2.3	2.3	2.2
Avg. Stride Length [m]	5.4	7.4	7.7	7.4	7.2	7.2	7.0	6.8	6.6	6.5



- [ ] Ranking at each section and finish
- .-.- No data available at this section
- NA No data available



Horse/Jockey Name	Grand Shanghai
Final Rank	10
Fastest Section Time (Section)	0:11.49 (1600m)
Top Speed [km/h] (Section)	64.5 (1600m)
Race State	Finished



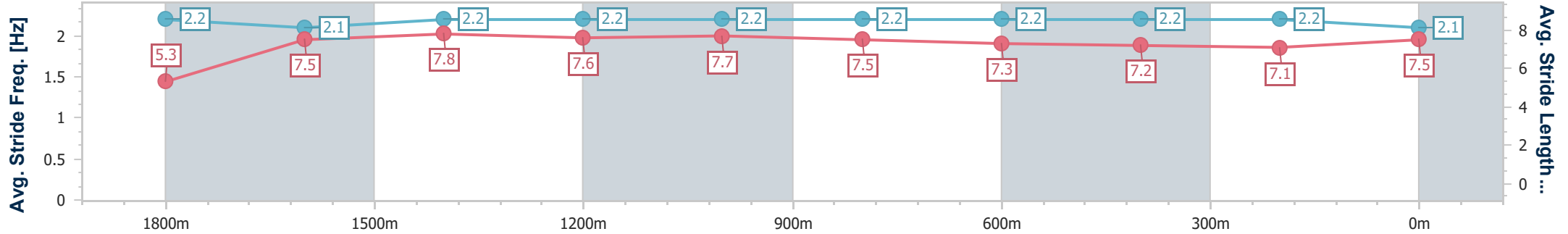
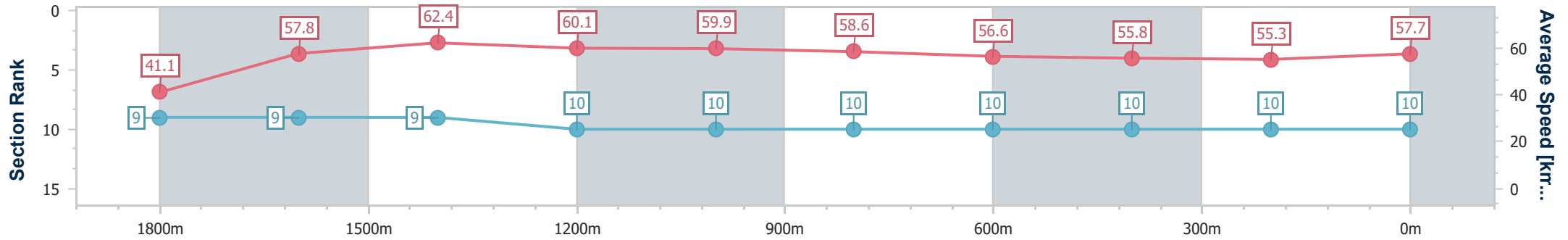
Toowoomba QLD Professional  
 Race 3: TAB BETS FRIENDS WINTER PROVINCIAL STAYERS -  
 HEAT - BENCHMARK 70 Handicap - 2000m



20 May 2023 - 17:55

Track Rating: Good 4 , Weather: Fine , Rail Position: +5m Entire

Section	Overall	1800m	1600m	1400m	1200m	1000m	800m	600m	400m	200m
Section Times	2:08.64 [10] (0:17.44)	1:51.20 [9] (0:12.11)	1:39.09 [9] (0:11.49)	1:27.60 [9] (0:12.05)	1:15.55 [10] (0:12.04)	1:03.51 [10] (0:12.36)	0:51.15 [10] (0:12.78)	0:38.37 [10] (0:12.90)	0:25.47 [10] (0:13.02)	0:12.45 [10] (0:12.45)
Average Speed [km/h]	41.1	57.8	62.4	60.1	59.9	58.6	56.6	55.8	55.3	57.7
Top Speed [km/h]	57.6	60.3	64.5	62.9	60.6	60.4	58.0	57.3	56.3	59.3
Avg. Dist. to Rail [m]	8.1	5.1	1.0	1.4	2.1	1.7	1.9	0.4	0.8	2.4
Avg. Stride Freq. [Hz]	2.2	2.1	2.2	2.2	2.2	2.2	2.2	2.2	2.2	2.1
Avg. Stride Length [m]	5.3	7.5	7.8	7.6	7.7	7.5	7.3	7.2	7.1	7.5



- [ ] Ranking at each section and finish
- .-.- No data available at this section
- NA No data available